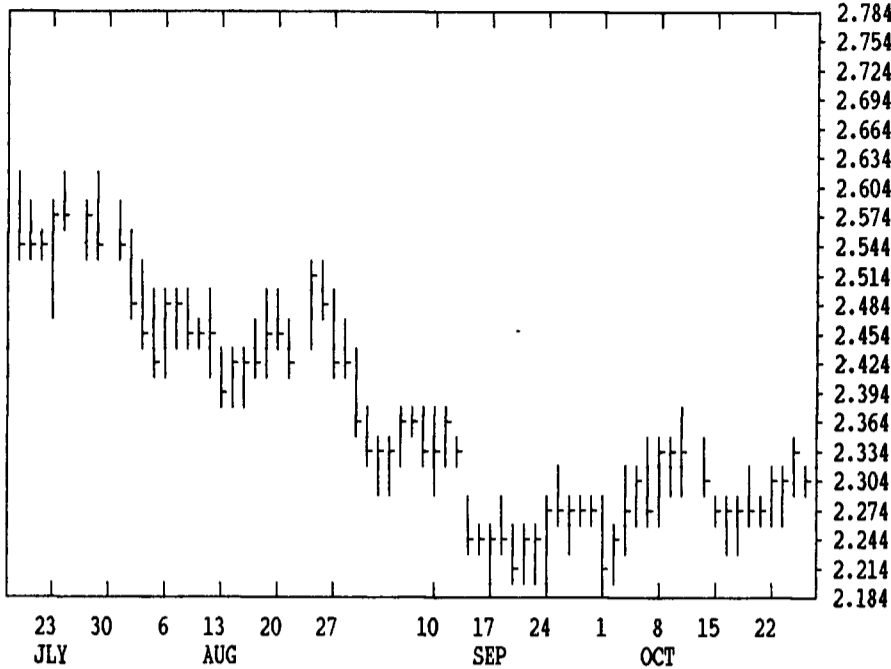


# GRAIN, CATTLE AND HOG FUTURES MARKETS

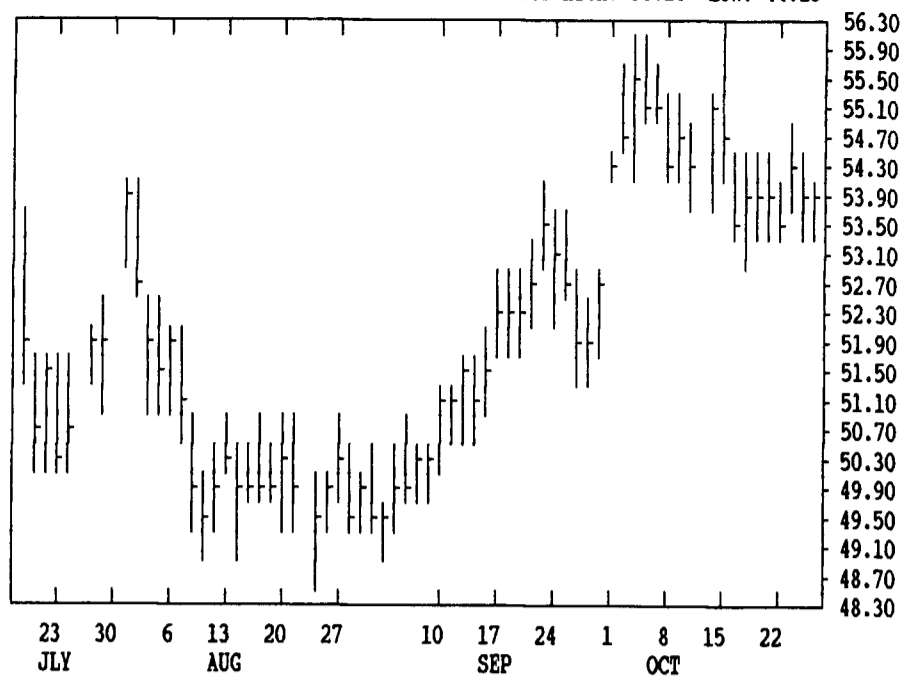
From DTN farmer satellite daily update. Service phone: (717) 731-1520

(Closing bids: Thursday, Oct. 25)

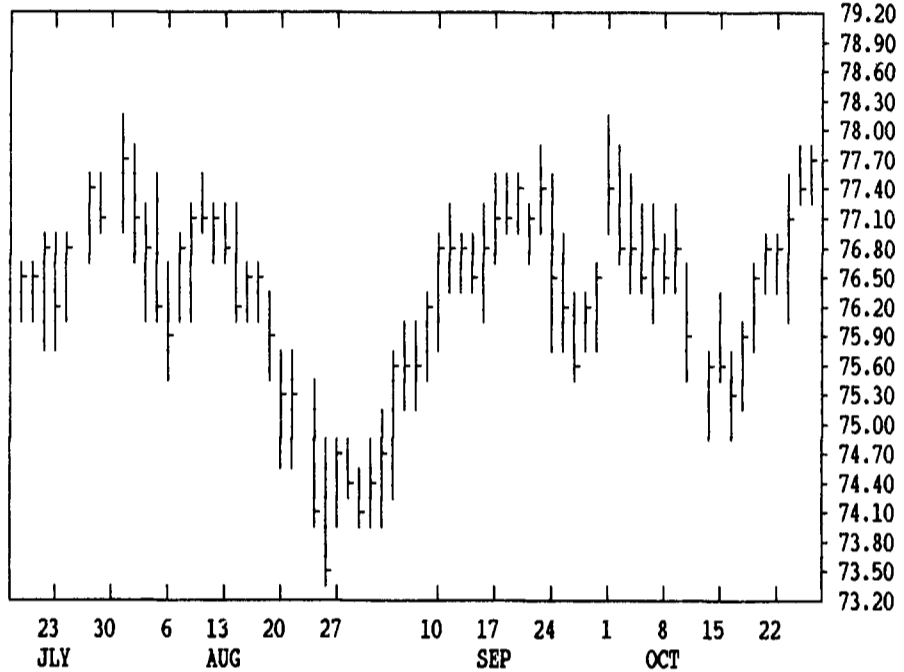
DTN GRAINS 16 DEC CORN CONTRACT HIGH: 2.964 LOW: 2.214



DTN LIVESTOCK 17 DEC HOGS CONTRACT HIGH: 56.10 LOW: 44.25



DTN LIVESTOCK 18 DEC LIVE CATTLE CONTRACT HIGH: 78.12 LOW: 71.00



DTN FUTURES 10 10/25/90

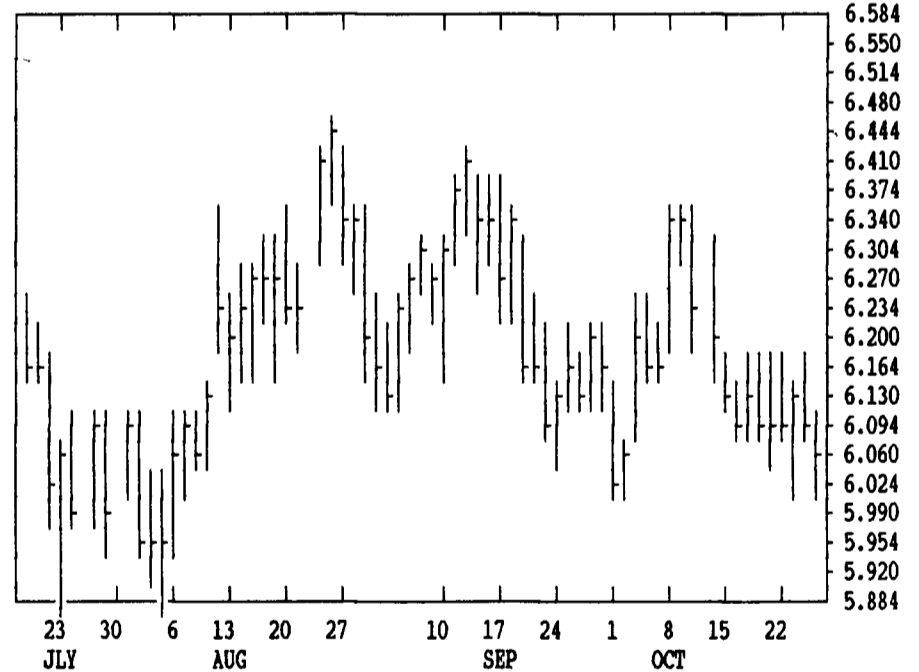
TECHNICAL COMMENTS

	PAST WEEK'S (ENDING 10/19)			AUG'S (ENDING 9/28)		CURRENT	
	HIGH	LOW	CLOSE	HIGH	LOW	SUPPORT	RESISTANCE
DEC WHT	2.67 3/4	2.60 1/2	2.63 3/4	2.84 3/4	2.67 3/4	2.50	2.81 1/2
JUL WHT	2.92	2.85 1/2	2.90 1/4	3.10	2.96 1/2	.	3.04 1/2
KC DEC	2.72 1/4	2.65 1/2	2.68 1/2	2.85	2.69 1/2	.	2.85
KC JULY	2.90 1/2	2.85	2.87 1/4	3.07	2.93 1/2	.	3.03
DEC CORN	2.29 1/2	2.26 1/2	2.28 1/4	2.37 3/4	2.21 1/2	2.17	2.38
MAR CORN	2.38 3/4	2.35 1/2	2.37 3/4	2.46 3/4	2.30 3/4	2.27	2.47
JLY91 CN	2.48 1/4	2.45	2.47 1/4	2.56 3/4	2.42	2.41 1/2	2.60 1/2
NOV BNS	6.18 1/4	6.08 1/2	6.11 1/2	6.42	6.06 1/2	6.00	6.41 1/2
JAN BNS	6.33	6.23 1/2	6.25 3/4	6.55	6.21 1/4	6.11 1/2	6.55
JLY91 BN	6.63 3/4	6.56 1/2	6.59 1/4	6.80 1/2	6.51	6.25	6.86
OCT NEAL	183.00	178.50	181.10	187.30	174.00	180.00 DEC	190.50
OCT OIL	22.25	21.67	21.86	24.43	23.30	21.65 DEC	22.75
OCT CTTL	79.67	78.55	79.30	79.72	76.00	.	.
DEC CTTL	76.97	74.97	76.92	77.75	74.55	74.97	78.12
OCT FDRS	87.95	86.57	86.85	88.30	84.95	84.00 NOV	87.50
OCT HOGS	58.92	56.65	57.17	55.80	48.30	.	.
DEC HOGS	55.87	53.37	53.95	53.80	49.55	52.80	56.10
FEB BLLS	68.40	63.70	67.17	59.10	50.45	63.30	68.40

CORN				CHICAGO WHEAT				K.C. WHEAT			
DEC	MAR	JULY	SEP	DEC	MAR	JULY	SEP	DEC	MAR	JULY	SEP
2320	2412	2520	2504	2642	2790	2894	2920	2702	2800	2850	2924
2302	2394	2500	2494	2626	2764	2872	2920	2684	2782	2840	2910
2304*	2396*	2502*	2494*	2636*	2776*	2876*	2920*	2684*	2782*	2850*	2910*
-24	-24	-24	-16	-10	-12	-26	-16	-20	-22	-20	-10
2510	2570	2510	2570	3024	3024	3024	3024	2622	2734	2794	2934
2500	2562	2502*	2562*	1240	1340	1462	1462	2604	2724	2794	2934
-16	-22	-16	-22	1236*	1336*	1462*	1462*	2606*	2724*	2794*	2934*
-16	-22	-16	-22	-4	-4	-6	-6	-12	-10	-14	-2

LIVE CATTLE				FEEDER CATTLE				LIVE HOGS			
DEC	FEB	APR	JUN	DEC	JAN	MAR	APR	DEC	FEB	APR	JUN
7790	7495	7537	7345	8717	8587	8410	8305	5410	5122	4785	5135
7747	7455	7495	7290	8717	8587	8410	8305	5355	5050	4745	5100
7787*	7492*	7535*	7337*	8717	8587	8410	8305	5382*	5102*	4770*	5115*
+25	+37	+33	+50	8717	8587	8410	8305	0	+35	+28	-5
7195	7195	7195	7195	8215	8215	8215	8215	5175	5175	5175	5175
7127	7127	7127	7127	8215	8215	8215	8215	5130	5130	5130	5130
7182*	7182*	7182*	7182*	8215	8215	8215	8215	5167*	5167*	5167*	5167*
+55	+55	+55	+55	8215	8215	8215	8215	+25	+25	+25	+25
7210	7210	7210	7210	8130	8130	8130	8130	5020	5020	5020	5020
7180	7180	7180	7180	8130	8130	8130	8130	5000	5000	5000	5000
7197*	7197*	7197*	7197*	8130	8130	8130	8130	5010*	5010*	5010*	5010*
+47	+47	+47	+47	8130	8130	8130	8130	+5	+5	+5	+5
7215	7215	7215	7215	8130	8130	8130	8130	4550	4550	4550	4550
7175	7175	7175	7175	8130	8130	8130	8130	4525	4525	4525	4525
7215*	7215*	7215*	7215*	8130	8130	8130	8130	4540*	4540*	4540*	4540*
+10	+10	+10	+10	8130	8130	8130	8130	+10	+10	+10	+10
7215	7215	7215	7215	8130	8130	8130	8130	4570	4570	4570	4570
7175	7175	7175	7175	8130	8130	8130	8130	4570*	4570*	4570*	4570*
7215*	7215*	7215*	7215*	8130	8130	8130	8130	4570*	4570*	4570*	4570*
+10	+10	+10	+10	8130	8130	8130	8130	4570*	4570*	4570*	4570*

DTN GRAINS 21 NOV SOYBEANS CONTRACT HIGH: 6.820 LOW: 5.644



DTN GRAINS 23 DEC SOY MEAL CONTRACT HIGH: 205.5 LOW: 170.5

