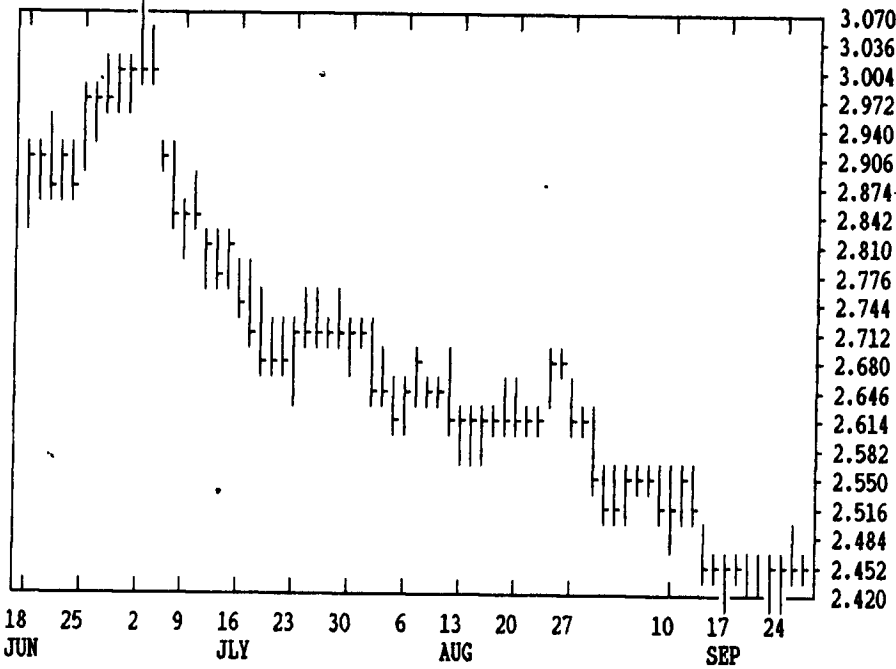


GRAIN, CATTLE AND HOG FUTURES MARKETS

From DTN farmer satellite daily update. Service phone: (717) 731-1520

DTN GRAINS 17 JULY CORN

CONTRACT HIGH: 3.082 LOW: 2.420



DTN FUTURES	10 09/26/90		TECHNICAL COMMENTS			5 DAY SLOWED	
	CLOSE	MOVING AVERAGES	RSI'S	STOCHASTIC		K	D
DEC WHEAT	2.76 1/2	2.74 1/4 2.73 1/8 2.76 5/8	47 42	79	59		
JUL91 WHT	3.03	3.01 3/8 3.01 3.03 1/4	48 46	77	55		
KC DEC WHT	2.78 1/2	2.76 3/8 2.76 2.77 1/2	49 45	76	57		
KCJLY91 WH	3.01 3/4	2.99 3/8 2.98 1/8 3.00 1/4	52 48	83	62		
DEC CORN	2.28 1/4	2.27 5/8 2.25 3/4 2.29 7/8	44 40	84	81		
MAR CORN	2.37 3/4	2.37 2.35 3/8 2.39 1/4	45 39	85	80		
JUL91 CRN	2.47	2.46 5/8 2.45 5/8 2.49 1/2	40 37	78	71		
NOV BNS	6.15 1/2	6.14 1/2 6.20 3/4 6.25 3/8	41 45	37	24		
JAN BNS	6.30	6.29 6.35 3/8 6.39 3/8	41 45	37	24		
JUL91 BNS	6.58 1/4	6.57 5/8 6.64 1/8 6.67 3/8	42 45	33	20		
OCT MEAL	176.50	175.98 179.59 180.72	39 46	23	14		
OCT OIL	23.46	23.51 23.57 23.85	39 40	37	35		

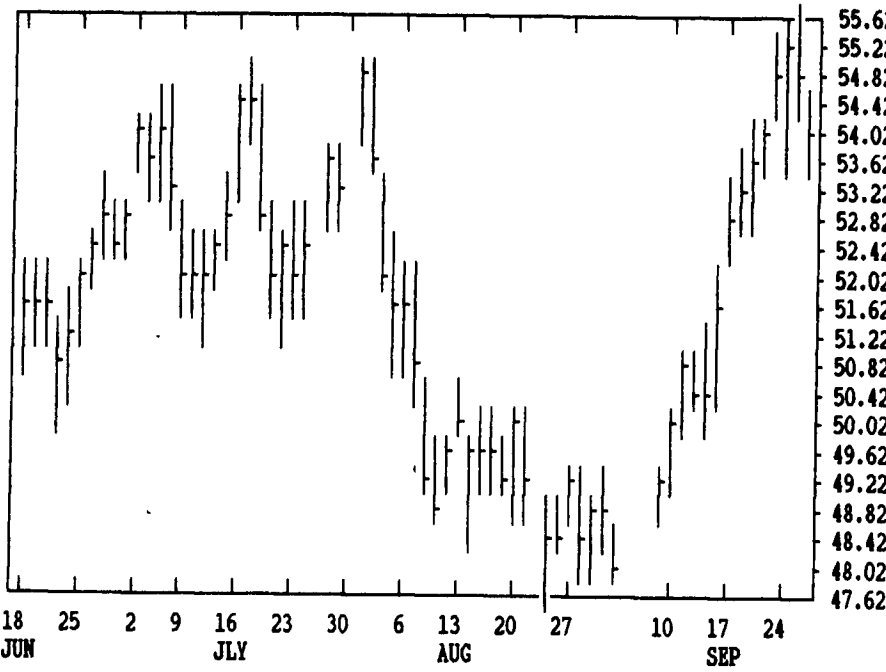
	HIGH	LOW	LAST	CHG		HIGH	LOW	LAST	CHG		HIGH	LOW	LAST	CHG
OCT	7872	7825	7847*	-8	SEP	8925	8895	8917*	+15	OCT	5460	5385	5407*	-73
DEC	7635	7555	7570*	-45	OCT	8680	8595	8617*	-38	DEC	5262	5170	5210*	-52
FEB	7472	7405	7412*	-45	NOV	8635	8560	8565*	-62	FEB	4980	4940	4967*	-23
APR	7545	7502	7507*	-20	JAN	8537	8475	8487*	-53	APR	4695	4650	4672*	-18
JUN	7315	7275	7290*	-25	MAR	8390	8335	8340*	-55	JUN	5035	5005	5020*	-45
AUG	7167	7145	7145*	-22	APR	8285	8245	8247*	-35	JUL	5045	5002	5025*	-37
OCT	7170	7152	7152*	-18	MAY	8210	8170	8170*	-30	AUG	4895	4870	4895*	-30
DEC					AUG					OCT	4410	4405	4407*	-3

LIVE CATTLE				FEEDER CATTLE				LIVE HOGS						
MONTH	HIGH	LOW	LAST	CHG	MONTH	HIGH	LOW	LAST	CHG	MONTH	HIGH	LOW	LAST	CHG
DEC	7695	7618	7677*	+35	DEC	9184	9176	9177*	0	FEB	5690	5550	5620*	-32
MAR	7690	7615	7675*	+35	MAR	9184	9179	9179*	+1	MAR	5690	5555	5622*	-40
JUN	7680	7615	7673*	+37	JUN	9171	9166	9166*	+1	MAY	5755	5615	5715*	-25
BRITISH POUND				SEP	9150	9143	9144*	0	JUL	5720	5625	5715*	-25	
DEC	18480	18320	18430*	+2	DEC	9124	9116	9118*	-1	AUG	5500	5440	5500*	0
MAR	18220	18040	18162*	0	MAR	9119	9112	9113*	-1	PORK BELLIES				
JUN	17970	17850	17932*	-6	S&P 500 INDEX				W. GERMAN MARK					
JAPANESE YEN				DEC	31170	30540	30830*	-300	DEC	6397	6352	6383*	+23	
DEC	7313	7274	7303*	-6	MAR	31420	30820	31095*	-305	MAR	6380	6347	6372*	+20
MAR	7301	7275	7297*	-6	JUN	31720	31180	31375*	-315	JUN	6360	6336	6360*	+22
JUN	7295	7278	7289*	-6	SEP					SEP	6348	6326	6348*	+22

CORN				CHICAGO WHEAT				K.C. WHEAT						
MONTH	HIGH	LOW	LAST	CHG	MONTH	HIGH	LOW	LAST	CHG	MONTH	HIGH	LOW	LAST	CHG
DEC	2290	2260	2282*	+4	DEC	2786	2734	2764*	+16	DEC	2790	2744	2784*	+22
MAR	2384	2356	2376*	+4	MAR	2924	2874	2904*	+10	MAR	2900	2860	2896*	+24
MAY	2440	2414	2436*	+4	MAY	3004	2950	2976*	+16	MAY	2974	2940	2970*	+20
JUL	2472	2452	2470*	0	JUL	3044	3010	3030*	+16	JUL	3020	2984	3016*	+24
SEP	2440	2422	2432*	-12	SEP	3100	3070	3070*	+12	MINN WHEAT				
DEC	2452	2434	2446*	-6	DEC	3180	3164	3164*	+4	DEC	2696	2664	2682*	+4
MAR	2514	2500	2514*	-10	OATS				MAR	2816	2784	2804*	+6	
MAY					DEC	1154	1124	1142*	-2	MAY	2890	2860	2886*	+2
JUL					MAR	1260	1226	1246*	-2	JUL	2940	2940	2940*	0
SOYBEANS				MAY	1330	1300	1324*	0	SEP	3000	2970	3000*	0	
NOV	6186	6124	6154*	-20	JUL	1392	1392	1392*	0	SOYBEAN OIL				
JAN	6330	6270	6300*	-20	SOYBEAN MEAL				OCT	2365	2346	2346*	-13	
MAR	6454	6400	6422*	-24	OCT	1772	1752	1765*	0	DEC	2391	2368	2375*	-3
MAY	6546	6490	6512*	-22	DEC	1823	1801	1818*	+3	JAN	2415	2395	2400*	0
JUL	6612	6550	6582*	-26	JAN	1841	1822	1836*	+1	MAR	2440	2423	2427*	-1
AUG	6564	6540	6540*	-30	MAR	1870	1855	1867*	0	MAY	2450	2440	2447*	+2
SEP	6330	6330	6330*	-20	MAY	1880	1868	1880*	0	JUL	2455	2450	2455*	+5
NOV	6270	6240	6246*	+20	JUL	1900	1883	1900*	+5	AUG	2450	2440	2440*	+5
JAN					AUG	1895	1885	1890*	+5	SEP	2410	2410	2410*	-10
MAR					SEP	1890	1880	1887*	-3					

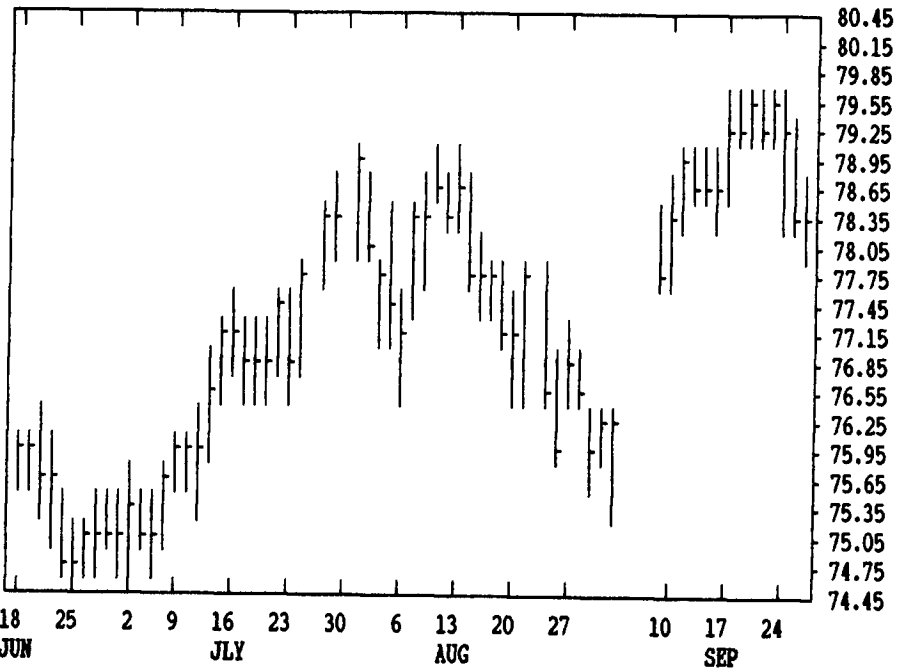
DTN LIVESTOCK 17 OCTOBER HOGS

CONTRACT HIGH: 55.80 LOW: 40.80



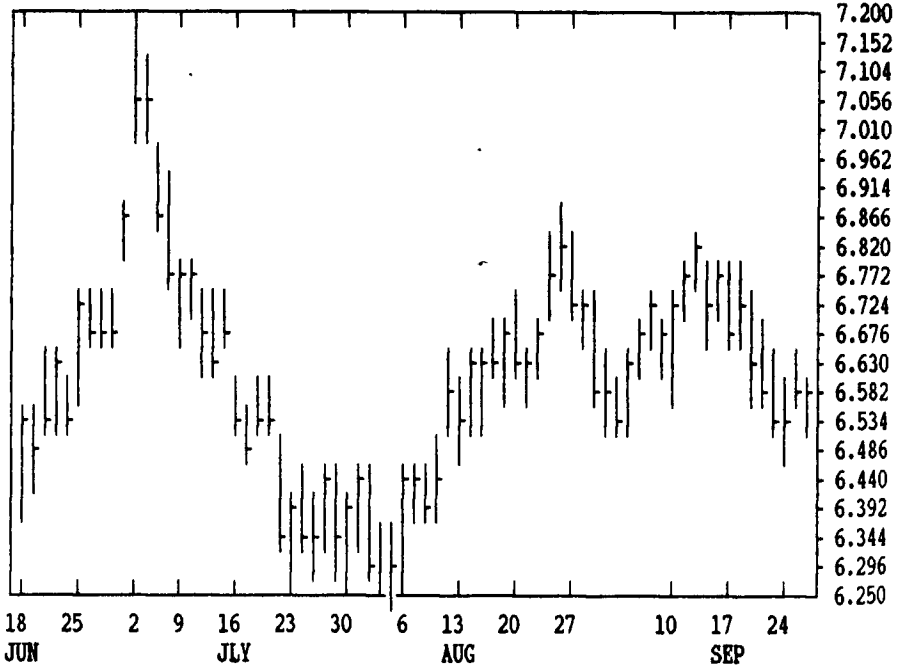
DTN LIVESTOCK 18 OCT LIVE CATTLE

CONTRACT HIGH: 79.72 LOW: 68.30



DTN GRAINS 22 JULY SOYBEANS

CONTRACT HIGH: 7.180 LOW: 6.250



DTN GRAINS 23 OCT SOY MEAL

CONTRACT HIGH: 200.0 LOW: 168.0

