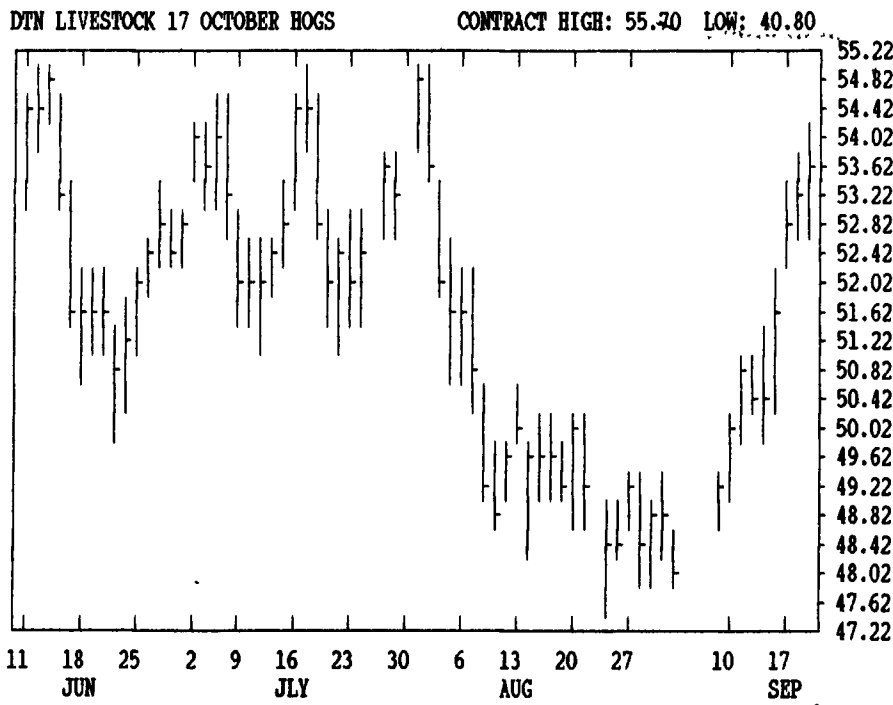
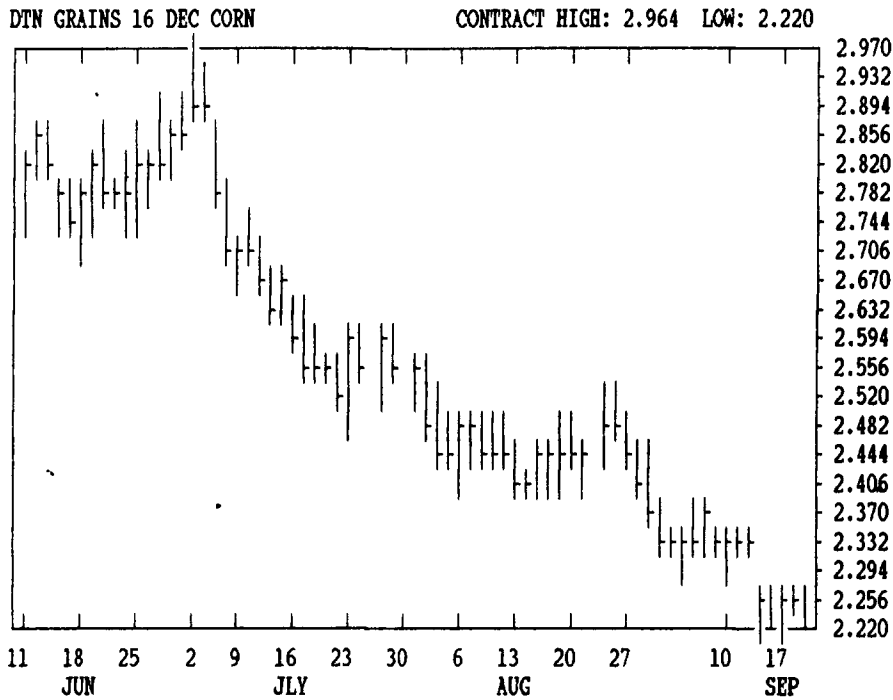


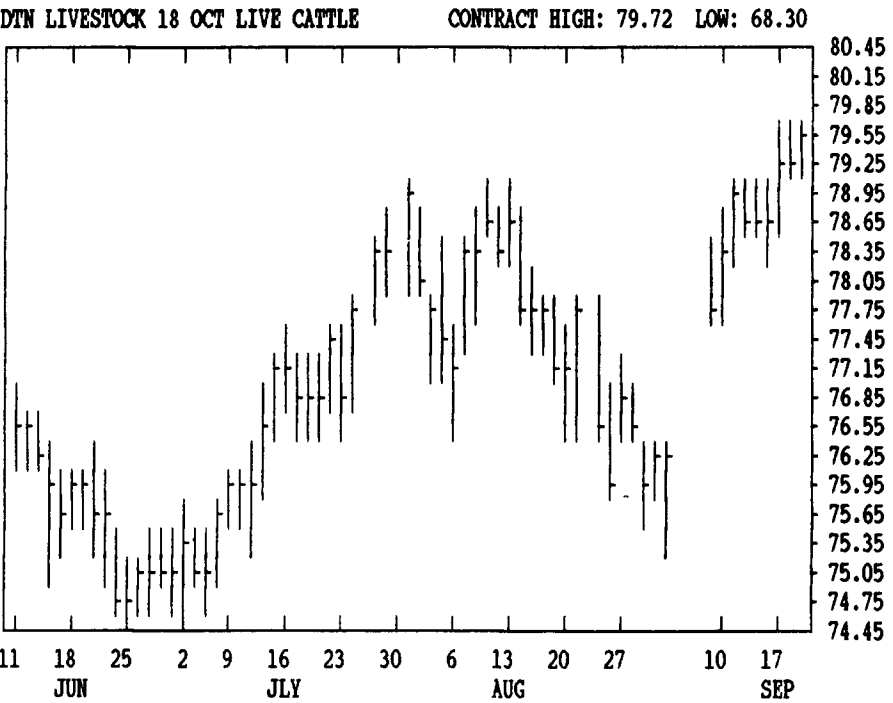
GRAIN, CATTLE AND HOG FUTURES MARKETS

From DTN farmer satellite daily update. Service phone: (717) 681-7608.

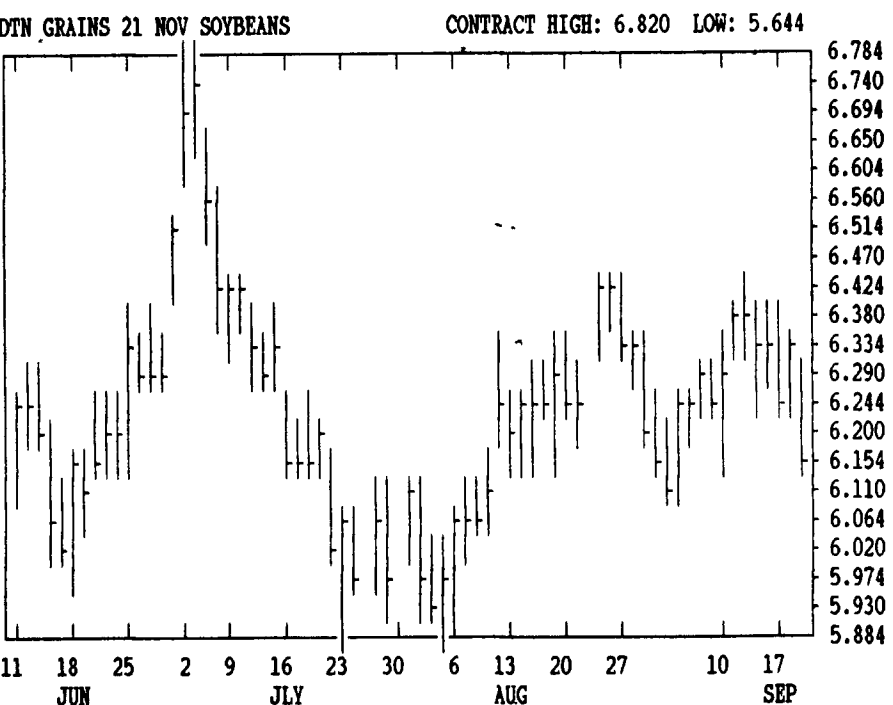
(Closing bids: Thursday, Sept. 20)



DTN FUTURES	10 09/19/90	TECHNICAL COMMENTS				5 DAY SLOWED STOCHASTIC		
		CLOSE	MOVING AVERAGES			RSI'S		
		4-DAY	9-DAY	18-DAY	9 DAY	14 DAY	K	D
DEC WHEAT	2.69 1/4	2.73 3/8	2.77 3/4	2.82 1/4	28	30	25	28
JUL91 WHT	2.98 1/4	3.01 5/8	3.04 3/4	3.06 7/8	33	36	25	31
KC DEC WHT	2.73 1/2	2.76 1/2	2.79	2.80 3/4	34	35	26	30
KCJLY91 WH	2.95	2.98	3.01	3.03 1/4	33	37	8	10



DEC CORN	2.22 1/4	2.24 3/8	2.29 1/8	2.34	24	27	17	14
MAR CORN	2.32 1/4	2.34 1/4	2.38 5/8	2.43	25	27	21	16
JUL91 CRN	2.42 3/4	2.45	2.49 1/8	2.53 3/4	23	27	21	16
NOV BNS	6.17 3/4	6.28	6.31 2/3	6.29 1/2	40	44	17	38
JAN BNS	6.32 1/4	6.42 5/8	6.45 3/4	6.43 1/3	40	45	18	41
JUL91 BNS	6.62	6.71 3/8	6.73 3/4	6.70 7/8	42	46	19	42
OCT MEAL	180.10	183.53	183.98	181.85	45	51	25	51
OCT OIL	23.43	23.63	23.89	24.10	34	37	28	26



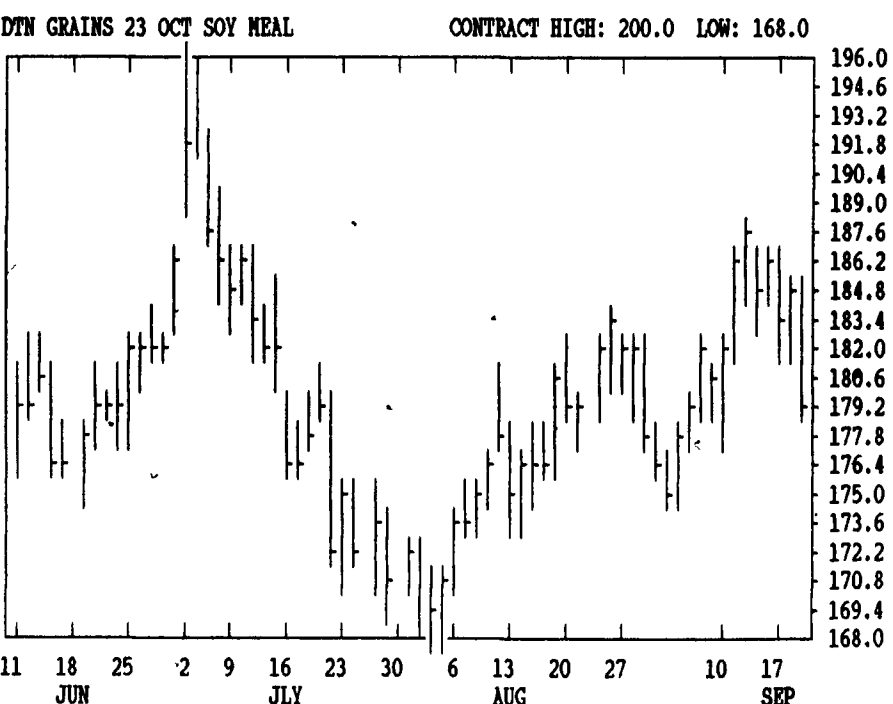
DEC CTTL	79.67	79.28	78.91	77.81	74	67	88	77
DEC CTTL	77.40	77.18	76.89	75.87	70	63	78	73
OCT FDRS	87.87	87.73	87.22	86.16	71	65	79	82
OCT HOGS	53.82	53.04	51.52	50.17	84	73	92	91
DEC HOGS	52.40	52.19	51.57	50.77	73	64	73	75
FEB BELS	56.40	56.13	54.46	53.16	64	59	81	83

LIVE CATTLE				FEEDER CATTLE				LIVE HOGS						
DATE	HIGH	LOW	LAST	CHG	DATE	HIGH	LOW	LAST	CHG	DATE	HIGH	LOW	LAST	CHG
OCT	7972	7927	7967*	+20	SEP	8947	8932	8937*	+12	OCT	5392	5305	5382*	+35
DEC	7750	7705	7740*	+13	OCT	8810	8775	8787*	-3	DEC	5270	5192	5240*	+8
FEB	7597	7555	7572*	-10	NOV	8775	8752	8757*	0	FEB	4960	4900	4912*	-23
APR	7610	7585	7600*	0	JAN	8675	8655	8665*	-2	APR	4635	4580	4585*	0
JUN	7395	7370	7390*	-5	MAR	8530	8510	8520*	-5	JUN	5050	4995	5025*	-15
AUG	7235	7205	7205*	-10	APR	8420	8410	8415*	0	JUL	5050	5025	5025*	-25
OCT	7235	7205	7205*	-10	MAY	8310	8302	8310*	0	AUG	4890	4890	4890*	-25
DEC					AUG					OCT	4385	4385	4385*	-7

SWISS FRANC				EURODOLLAR				PORK BELLIES						
DATE	HIGH	LOW	LAST	CHG	DATE	HIGH	LOW	LAST	CHG	DATE	HIGH	LOW	LAST	CHG
DEC	7618	7608	7609	-20	DEC	9197	9195	9195	-5	FEB	5710	5590	5640*	-42
MAR	7613	7613	7613	-9	MAR	9200	9197	9199	-4	MAR	5700	5595	5637*	-38
JUN	7730	7614	7614*	-113	JUN	9185	9183	9184	-3	MAY	5760	5655	5700*	-40
					SEP	9163	9160	9162	-3	JUL	5710	5650	5667*	-45
DEC	18476	18454	18454	-92	DEC	9138	9135	9138	0	AUG	5525	5525	5525*	+75
MAR	18430	18220	18266*	-288	MAR	9130	9127	9130	0	FEB				
JUN	18320	18030	18034*	-286										

CORN				CHICAGO WHEAT				K.C. WHEAT						
DATE	HIGH	LOW	LAST	CHG	DATE	HIGH	LOW	LAST	CHG	DATE	HIGH	LOW	LAST	CHG
DEC			2222		DEC			2692		DEC			2734	
MAR			2322		MAR			2854		MAR			2844	
MAY			2384		MAY			2930		MAY			2912	
JLY			2426		JLY			2982		JLY			2950	
SEP			2416		SEP			3030		SEP				
DEC			2434											

OATS				K.C. SORGHUM				MINN WHEAT						
DATE	HIGH	LOW	LAST	CHG	DATE	HIGH	LOW	LAST	CHG	DATE	HIGH	LOW	LAST	CHG
DEC			1162		DEC			1990		DEC			2646	
MAR			1270		MAR			2090		MAR			2774	
MAY			1342		MAY					MAY			2836	
					JLY					JLY			2900	
					SEP					SEP			2590	



SOYBEANS				SOYBEAN NEAL				SOYBEAN OIL						
DATE	HIGH	LOW	LAST	CHG	DATE	HIGH	LOW	LAST	CHG	DATE	HIGH	LOW	LAST	CHG
NOV			6176		OCT			1801		OCT			2343	
JAN			6322		DEC			1839		DEC			2361	
MAR			6452		JAN			1854		JAN			2388	
MAY			6550		MAR			1885		MAR			2417	
JLY			6620		MAY			1896		MAY			2440	
AUG			6564		JLY			1910		JLY			2448	
SEP			6350		AUG			1900		AUG			2440	
NOV			6272		SEP			1900		SEP			2435	