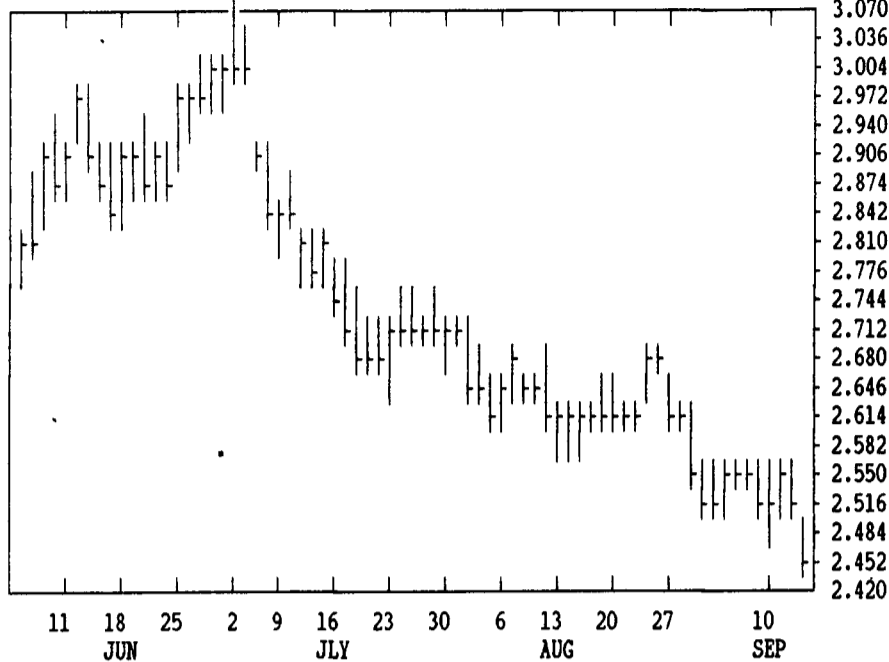


GRAIN, CATTLE AND HOG FUTURES MARKETS

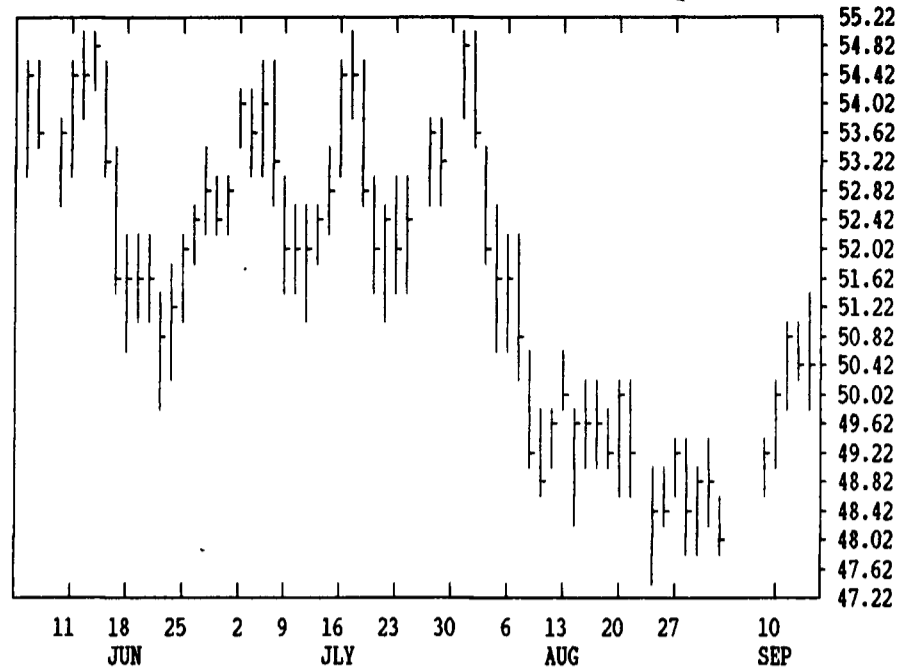
From DTN farmer satellite daily update. Service phone: (717) 691-7600.

(Closing bids: Thursday, Sept. 13)

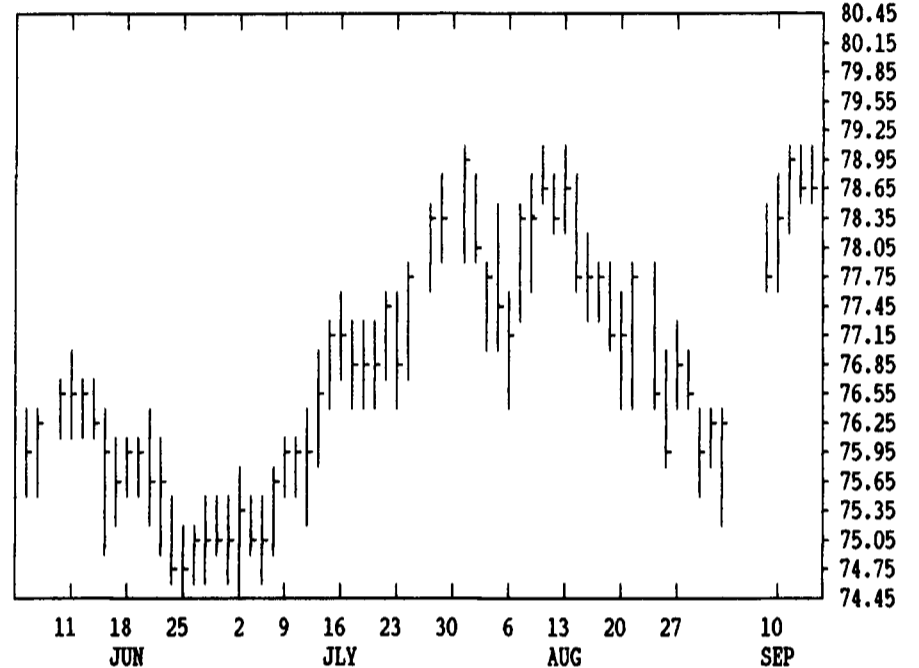
DTN GRAINS 17 JULY CORN CONTRACT HIGH: 3.082 LOW: 2.452



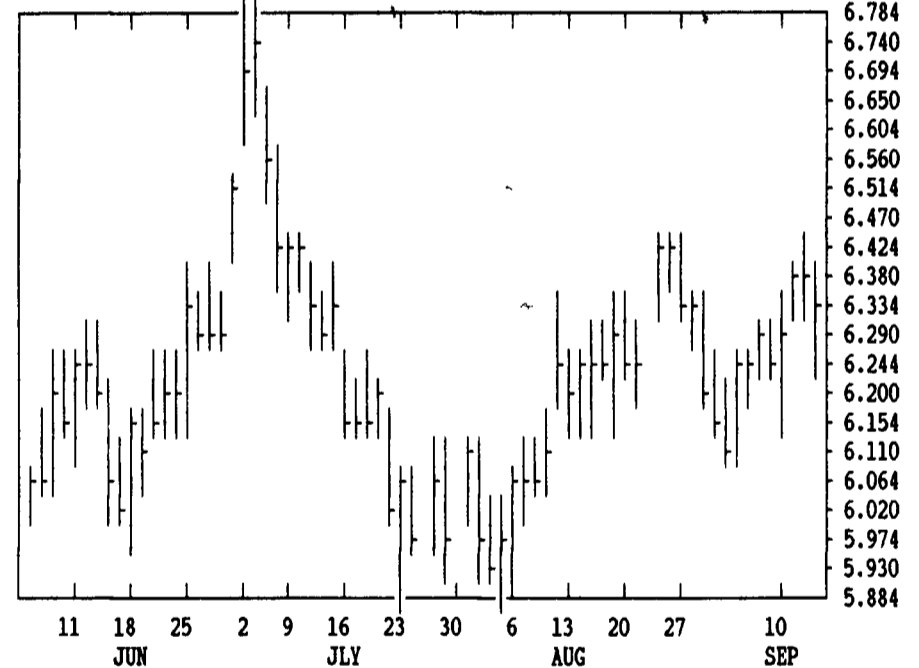
DTN LIVESTOCK 17 OCTOBER HOGS CONTRACT HIGH: 55.70 LOW: 40.80



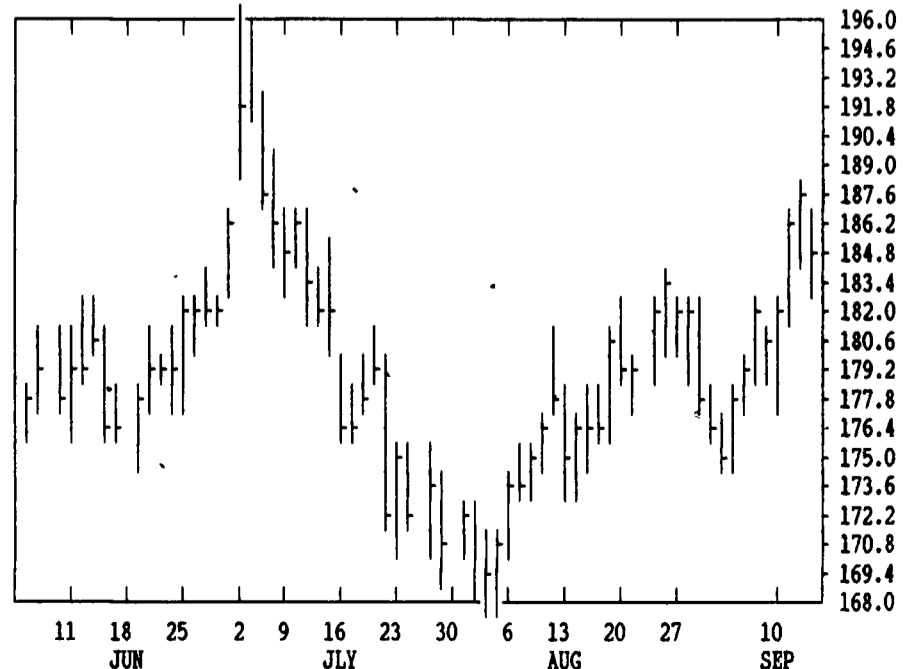
DTN LIVESTOCK 18 OCT LIVE CATTLE CONTRACT HIGH: 79.15 LOW: 68.30



DTN GRAINS 21 NOV SOYBEANS CONTRACT HIGH: 6.820 LOW: 5.644



DTN GRAINS 23 OCT SOY MEAL CONTRACT HIGH: 200.0 LOW: 168.0



DTN FUTURES	10 09/12/90			TECHNICAL COMMENTS			
	PAST WEEK'S (ENDING 09/07)			AUG'S (ENDING 8/31)		CURRENT	
	HIGH	LOW	CLOSE	HIGH	LOW	SUPPORT	RESISTANCE
SEP WHT	2.66 1/2	2.55 1/4	2.66 1/4	2.92 1/2	2.62 1/2	.	.
DEC WHT	2.83	2.72 1/4	2.77 1/2	3.07 1/2	2.77	2.50	3.00
KC SEP	2.68 3/4	2.57	2.66 1/4	2.88 1/2	2.61 1/2	.	.
KC DEC	2.81 1/2	2.69 1/2	2.77 1/2	3.02 1/2	2.74 3/4	2.50	3.00

SEP CORN	2.44 1/2	2.38 1/2	2.38 3/4	2.60 1/2	2.41 1/2	.	.
DEC CORN	2.37 3/4	2.32	2.34	2.55 1/4	2.32 1/2	2.30	2.44
JLY91 CN	2.56 3/4	2.52 1/2	2.53 1/2	2.71 3/4	2.53	2.50	2.75
SEP BNS	6.17 1/2	6.00	6.12 1/4	6.31 1/2	5.81	.	.
NOV BNS	6.32	6.14	6.26 1/2	6.45 3/4	5.88 1/2	6.00	6.43
JLY91 BN	6.73	6.54	6.67	6.86	6.25	6.25	6.86
SEP MEAL	181.50	173.50	178.90	181.90	166.80	179.00	OCT 192.70
SEP OIL	24.49	23.97	24.10	25.30	23.78	23.80	OCT 25.05

OCT CCTL	78.30	76.00	77.97	79.07	75.45	77.00	80.00
DEC CCTL	76.40	74.55	76.27	77.70	73.50	75.50	78.12
SEP FDRS	87.60	86.35	87.37	88.80	84.70	85.00	88.00
OCT HOGS	49.60	48.30	49.35	54.90	47.62	47.60	52.00
DEC HOGS	50.70	49.55	50.52	53.85	48.70	48.70	52.75
FEB BLLS	52.65	49.75	52.12	59.12	49.87	51.00	56.00

CORN				CHICAGO WHEAT				K.C. WHEAT						
SEP	HIGH	LOW	LAST CHG	SEP	HIGH	LOW	LAST CHG	SEP	HIGH	LOW	LAST CHG			
SEP	2340	2316	2332*	-60	SEP	2624	2574	2596*	-70	SEP	2680	2654	2676*	-52
DEC	2280	2246	2256*	-84	DEC	2790	2710	2764*	-64	DEC	2796	2754	2782*	-52
MAR	2372	2344	2352*	-80	MAR	2920	2850	2900*	-56	MAR	2914	2870	2896*	-54
MAY	2434	2410	2416*	-80	MAY	2996	2930	2974*	-56	MAY	2970	2944	2970*	-46
JLY	2476	2452	2460*	-76	JLY	3070	3000	3062*	-32	JLY	3014	2990	3004*	-54
SEP	2466	2450	2456*	-64	K.C. SORGHUM				MINN WHEAT					
DEC	2480	2456	2470*	-54	SEP	2634	2620	2630*	-54	DEC	2746	2700	2714*	-66
SEP	1084	1070	1070*	-44	DEC	2020	2014	2020*	-84	MAR	2866	2820	2834*	-66
DEC	1164	1144	1146*	-44	MAR	2124	2110	2110*	-84	MAY	2950	2904	2914*	-80
MAR	1274	1254	1254*	-50	JLY					JLY	3010	2974	2990*	-60

SOYBEANS				SOYBEAN MEAL				SOYBEAN OIL						
SEP	HIGH	LOW	LAST CHG	SEP	HIGH	LOW	LAST CHG	SEP	HIGH	LOW	LAST CHG			
SEP	6264	6150	6230*	-54	SEP	1853	1824	1841*	-23	SEP	2411	2357	2377*	-53
NOV	6394	6270	6340*	-72	OCT	1867	1836	1856*	-17	OCT	2400	2342	2360*	-61
JAN	6530	6410	6476*	-70	DEC	1905	1870	1893*	-16	DEC	2411	2353	2371*	-55
MAR	6656	6542	6612*	-66	JAN	1917	1886	1904*	-14	JAN	2430	2378	2390*	-57
MAY	6740	6624	6696*	-60	MAR	1940	1913	1925*	-15	MAR	2455	2404	2417*	-51
JLY	6800	6690	6752*	-62	MAY	1945	1925	1937*	-11	MAY	2475	2425	2435*	-52
AUG	6710	6640	6674*	-64	JLY	1960	1935	1945*	-15	JLY	2480	2435	2442*	-49
SEP	6474	6400	6400*	-70	AUG	1950	1925	1927*	-18	AUG	2470	2415	2415*	-45

LIVE CATTLE				FEEDER CATTLE				LIVE HOGS						
OCT	HIGH	LOW	LAST CHG	SEP	HIGH	LOW	LAST CHG	OCT	HIGH	LOW	LAST CHG			
OCT	7915	7860	7870*	-15	SEP	8835	8795	8820*	+60	OCT	5122	5017	5062*	-5
DEC	7700	7645	7652*	-23	OCT	8710	8680	8695*	+33	DEC	5160	5095	5100*	-47
FEB	7565	7507	7510*	-37	NOV	8715	8660	8665*	-15	FEB	4875	4825	4832*	-48
APR	7600	7565	7565*	-37	JAN	8640	8617	8625*	+3	APR	4520	4480	4490*	-20
JUN	7390	7357	7365*	-25	MAR	8492	8475	8487*	+12	JUN	4960	4915	4932*	-28
AUG	7220	7195	7195*	-15	APR	8395	8375	8375*	+15	JLY	4975	4955	4962*	-13
OCT	7230	7190	7190*	-20	MAY	8285	8275	8275*	+20	AUG	4845	4820	4830*	-10
DEC					AUG					OCT	4360	4320	4340*	0

SWISS FRANC				EURODOLLAR				PORK BELLIES						
SEP	HIGH	LOW	LAST CHG	SEP	HIGH	LOW	LAST CHG	FEB	HIGH	LOW	LAST CHG			
SEP	7665	7510	7663*	+144	SEP	9197	9192	9194*	0	FEB	5470	5260	5300*	-160
DEC	7663	7505	7659*	+145	DEC	9215	9206	9212*	+5	MAR	5452	5270	5297*	-150
MAR	7652	7500	7650*	+147	MAR	9212	9204	9210*	+6	MAY	5525	5355	5382*	-128
BRITISH POUND				JUN				JLY						
SEP	18830	18546	18814*	+244	SEP	9174	9166	9172*	+5	AUG	5400	5350	5382*	-160
DEC	18520	18248	18514*	+242	DEC	9148	9140	9146*	+5	SEP	5400	5190	5190*	-45
MAR	18250	17986	18240*	+238	S&P 500 INDEX				W. GERMAN MARK					
SEP	7341	7222	7339*	+94	SEP	32280	31770	31855*	-360	SEP	6377	6270	6375*	+94
DEC	7337	7217	7335*	+95	DEC	32640	32115	32190*	-380	DEC	6374	6264	6370*	+96
MAR	7328	7215	7322*	+94	MAR	32900	32450	32480*	-380	MAR	6358	6256	6356*	+96
					JUN	33300	32850	32860*	-380	JUN	6343	6247	6343*	+96