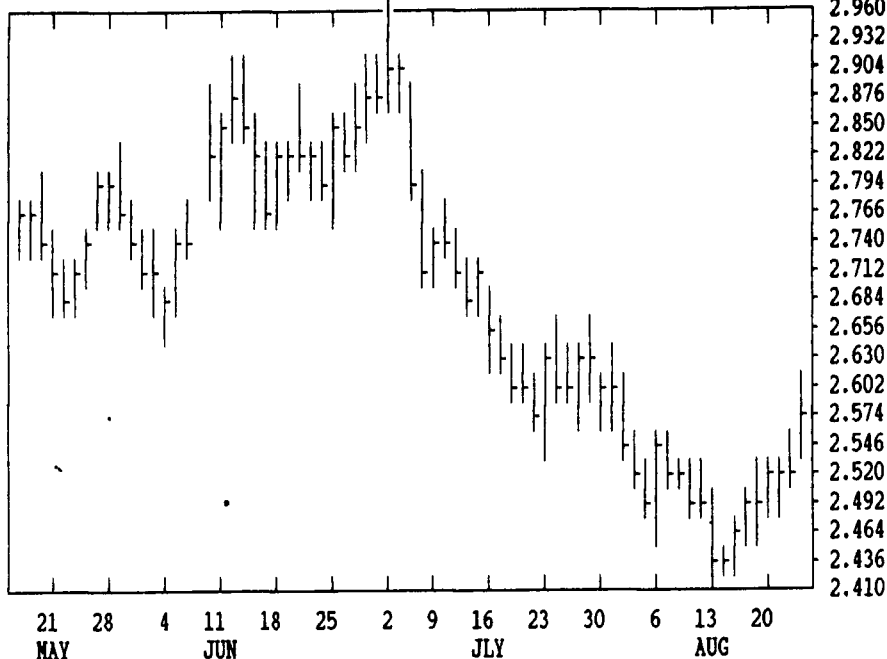


GRAIN, CATTLE AND HOG FUTURES MARKETS

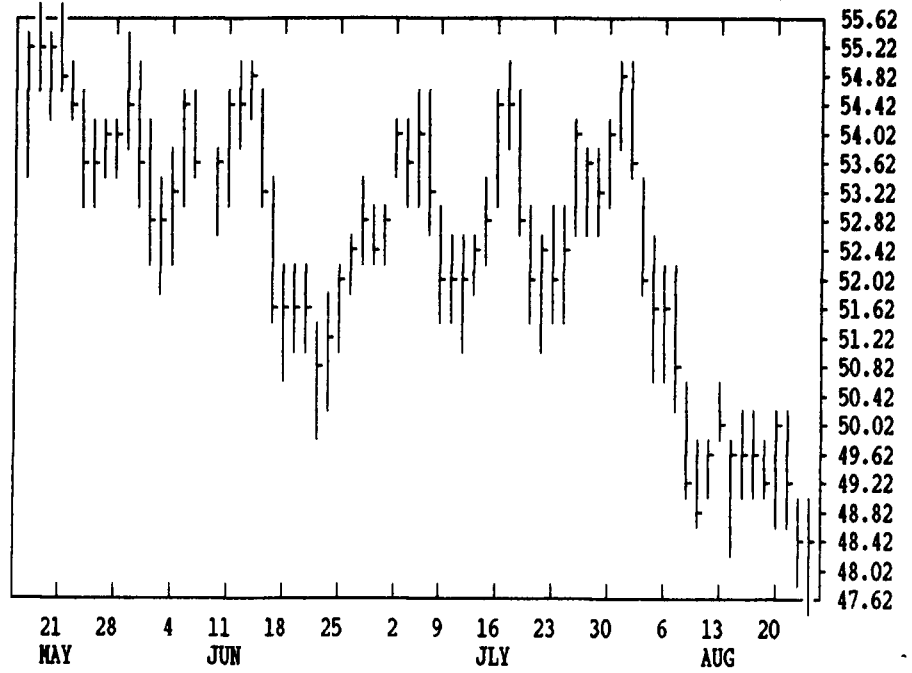
From DTN farmer satellite daily update. Service phone: (717) 691-7608.

(Closing bids: Thursday, Aug. 23)

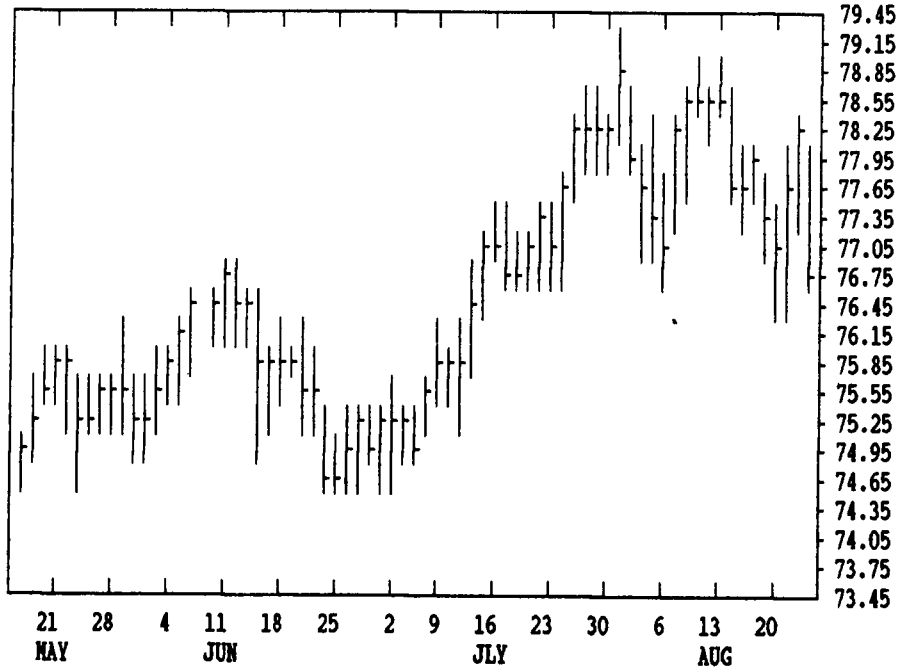
DTN GRAINS 16 SEPT CORN CONTRACT HIGH: 2.970 LOW: 2.290



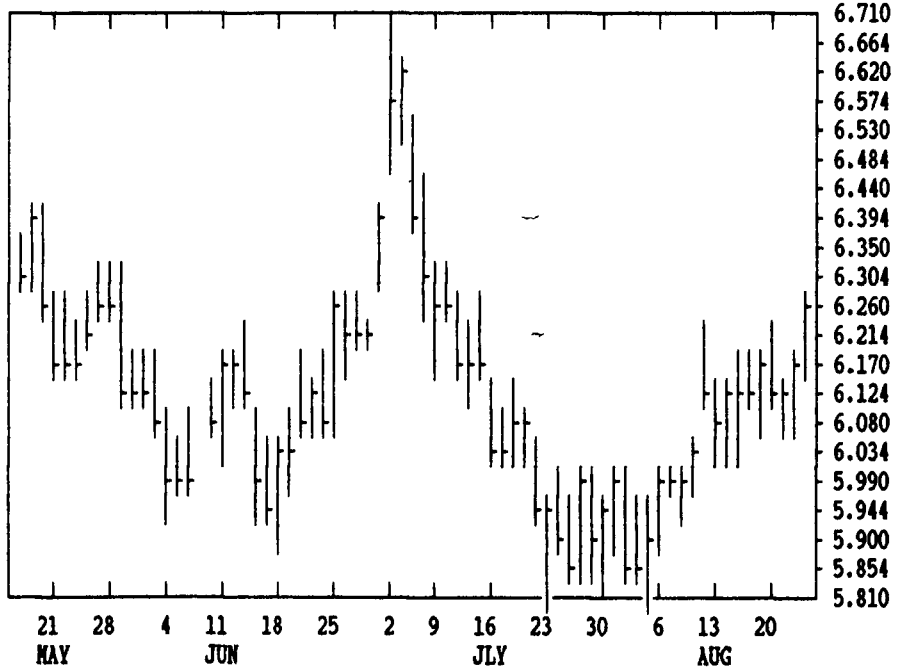
DTN LIVESTOCK 17 OCTOBER HOGS CONTRACT HIGH: 55.70 LOW: 40.80



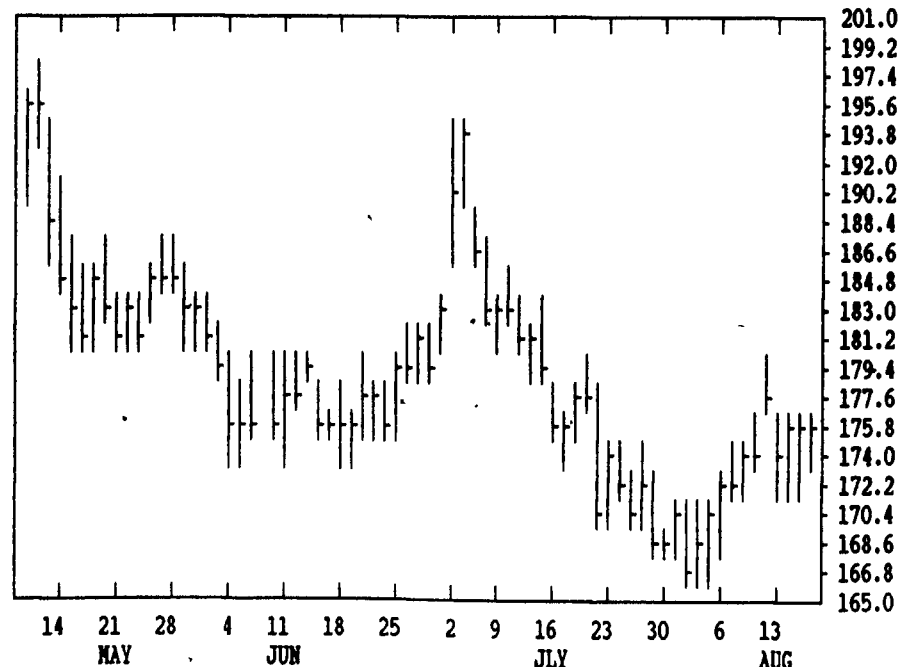
LIKE TO SEE THIS CHART WITH STOCHASTICS? "CYBER-SCAN" — RURAL MALL PAGE 3.
DTN LIVESTOCK 18 OCT LIVE CATTLE CONTRACT HIGH: 79.10 LOW: 68.30



DTN GRAINS 21 SEPT SOYBEANS CONTRACT HIGH: 6.760 LOW: 5.680



DTN GRAINS 23 SEPT SOY MEAL CONTRACT HIGH: 200.0 LOW: 166.8



DTN FUTURES	10 08/23/90			TECHNICAL COMMENTS			
	PAST WEEK'S (ENDING 08/17)			JUL'S (ENDING 7/31)		CURRENT	
	HIGH	LOW	CLOSE	HIGH	LOW	SUPPORT	RESISTANCE
SEP WHT	2.86 1/2	2.73 3/4	2.82 1/4	3.36 3/4	2.87 1/2	2.70	2.95
DEC WHT	3.00 3/4	2.89 1/2	2.97	3.52	3.03	2.85	3.15
KC SEP	2.84 1/2	2.72 1/2	2.79	3.31 3/4	2.85	2.70	2.95 1/2
KC DEC	2.98	2.86 1/2	2.93	3.47 1/2	2.99 1/2	2.80	3.10 1/2

SEP CORN	2.54	2.43 3/4	2.50 3/4	2.97	2.55	2.43 1/2	2.62
DEC CORN	2.48	2.40	2.45 1/2	2.96 1/2	2.49 3/4	2.40	2.56
JLY91 CN	2.65 1/4	2.59 1/4	2.63	3.08 1/4	2.64 3/4	2.50	2.75
AUG BNS	6.17	5.98 1/2	6.15	6.60	5.79 3/4	5.80 SEP	6.30
NOV BNS	6.32 1/2	6.14 3/4	6.28 3/4	6.80 1/2	5.91	6.15-6.20	6.67
JLY91 BN	6.70	6.50	6.68	7.18	6.29	6.25	.
AUG MEAL	177.80	171.20	177.80	192.40	166.80	177.00 OCT	185.00
AUG OIL	24.80	24.15	24.25	25.75	22.80	24.00 OCT	25.55

AUG CCTL	79.42	77.77	77.90	78.50	72.22	.	.
OCT CCTL	78.90	77.22	77.35	79.10	74.75	76.00	78.40
AUG FDRS	90.35	89.55	89.65	89.85	82.97	85.00 SEP	88.00
AUG HOGS	58.60	56.37	57.52	61.37	57.20	.	.
LCT HOGS	50.45	48.62	49.42	54.95	51.30	47.00	51.25
AUG BLLS	52.25	47.25	48.12	58.82	42.35	51.60 FEB	56.00

CORN				CHICAGO WHEAT				K.C. WHEAT			
SEP	DEC	MAR	MAY	SEP	DEC	MAR	MAY	SEP	DEC	MAR	MAY
2600	2512	2610	2660	2850	2994	3100	3150	2800	2934	3054	3100
2550	2456	2542	2606	2822	2960	3066	3114	2754	2890	3016	3064
2590*	2506*	2586*	2660*	2830*	2984*	3084*	3140*	2782*	2930*	3046*	3084*
+52	+50	+44	+56	+6	+24	+24	+42	+36	+42	+36	+20
JLY 2690	JLY 2634	SEP 2610	DEC 2610	JLY 3184	SEP 2816	DEC 2906	MAR 3034	JLY 3142	SEP 2810*	DEC 2904*	MAR 3030*
2640	2600	2576	2576	3184	2780	2870	2994	3090	+40	+44	+54
2690*	2624*	2610*	2610*	3140	2810*	2904*	3094	3142*	+40	+44	+54
+56	+40	+32	+32	+44	+40	+44	3094	3142*	+40	+44	+54
OATS	K.C. SORGHUM				MINN WHEAT						
SEP 1194	DEC 1314	MAR 1420	SEP 1192*	DEC 2264	SEP 2816	DEC 2906	MAR 3034	JLY 3142	2780	2810*	2994
1170	1290	1400	1192*	2204	2780	2870	2994	3094	+40	+44	+54
1192*	1314*	1420*	+24	2264*	2810*	2904*	3030*	3094	+40	+44	+54
+24	+30	+24		+44	+40	+44	+54				

SOYBEANS				SOYBEAN MEAL				SOYBEAN OIL			
SEP	NOV	JAN	MAR	SEP	OCT	DEC	JAN	SEP	OCT	DEC	JAN
6290	6430	6554	6694	1809	1828	1869	1888	2530	2535	2555	2561
6184	6324	6444	6574	1776	1797	1832	1850	2465	2460	2475	2505
6280*+116	6414*+122	6544*+130	6672*+126	1804*	1825*	1867*	1888*	2519*	2509*	2531*	2541*
+116	+122	+130	+126	+31	+37	+40	+45	+54	+39	+42	+40
MAY 6770	JUN 6820	AUG 6750	SEP 6550	MAR 1913	MAY 1930	JLY 1936	AUG 1920	MAY 2555	JLY 2560	AUG 2515	SEP 2510
6650	6714	6750	6550	1875	1890	1909	1900	2490	2520	2505	2510
6744*+134	6806*+134	6750*+130	6550*+120	1913*	1890	1936*	1920*	2541*	2545*	2541*	2510*
+134	+134	+130	+120	+46	+53	+40	+35	+40	+35	+35	+35

LIVE CATTLE				FEEDER CATTLE				LIVE HOGS			
SEP	DEC	FEB	APR	SEP	OCT	NOV	JAN	SEP	DEC	FEB	APR
7792	7547	7510	7580	8940	8730	8575	8560	4885	4992	4797	4460
7672	7432	7390	7485	8860	8610	8465	8435	4762	4870	4675	4360
7672*-150	7432*-150	7392*-133	7485*-105	8895*	8610*-150	8465*-150	8435*-150	4842*	4957*	4737*	4430*
-150	-150	-133	-105	-57	-150	-150	-150	-13	-5	-30	+20
JUN 7380	AUG 7250	OCT 7250	DEC 7250	JAN 8500	MAR 8340	APR 8295	MAY 8230	JUN 4880	AUG 4730	SEP 4690	OCT 4330
7305	7130	7150	7150	8407	8260	8190	8160	4770	4690	4730*	4290
7305*-110	7130*-130	7165*-75	7165*-75	8407*-150	8260*-120	8195*-115	8160*-70	4847*	4882*	4730*	4330*
-110	-130	-75	-75	-150	-120	-115	-70	+5	+12	0	0

SWISS FRANC				EURODOLLAR				PORK BELLIES			
SEP	DEC	MAR	SEP	DEC	MAR	SEP	DEC	SEP	DEC	MAR	SEP
7975	7965	7950	9185	9185	9170	4372	5370	4372	5210	5200	4372
7920	7910	7898	9173	9167	9155	4372	5210	4372	5210	5200	4372
7961*+135	7950*+135	7940*+136	9180*	9176*	9163*	4372*	5210*	4372*	5210*	5200*	4372*
+135	+135	+136	-1	-2	-6	-200	-200	-200	-200	-200	-200
BRITISH POUND	S&P 500 INDEX				W. GERMAN MARK						
SEP 19518	DEC 19230	MAR 18952	SEP 31310	DEC 31650	MAR 31920	SEP 6489	DEC 6483	4372	5210	5200	4372
19416	19124	18820	30520	30865	31200	6452	6448	4372	5210	5200	4372
19512*+338	19214*+340	18952*+348	30625-1095	30975-1110	31275-1125	6475*	6448	4372	5210	5200	4372
+338	+340	+348	-1095	-1110	-1125	+55	+57	4372	5210	5200	4372
JUN 18952	SEP 18952	DEC 18952	SEP 31310	DEC 31650	MAR 31920	SEP 6489	DEC 6483	4372	5210	5200	4372
18820	18952*	18952*	30520	30865	31275-1125	6452	6448	4372	5210	5200	4372
18952*+348	18952*+348	18952*+348	30625-1095	30975-1110	31275-1125	6475*	6448	4372	5210	5200	4372
+348	+348	+348	-1095	-1110	-1125	+55	+57	4372	5210	5200	4372
JUN 18952	SEP 18952	DEC 18952	SEP 31310	DEC 31650	MAR 31920	SEP 6489	DEC 6483	4372	5210	5200	4372
18820	18952*	18952*	30520	30865	31275-1125	6452	6448	4372	5210	5200	4372
18952*+348	18952*+348	18952*+348	30625-1095	30975-1110	31275-1125	6475*	6448	4372	5210	5200	4372
+348	+348	+348	-1095	-1110	-1125	+55	+57	4372	5210	5200	4372