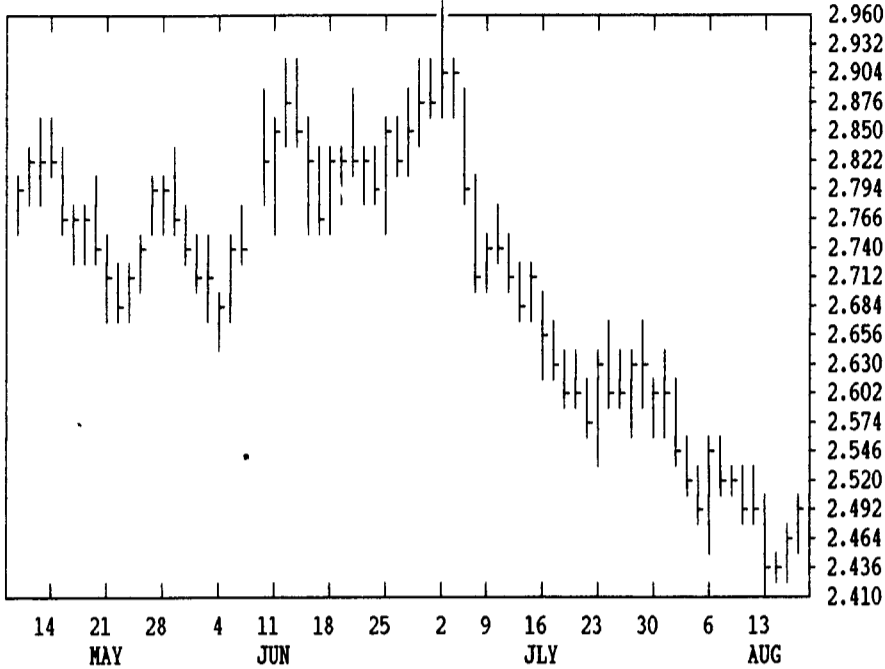


# GRAIN, CATTLE AND HOG FUTURES MARKETS

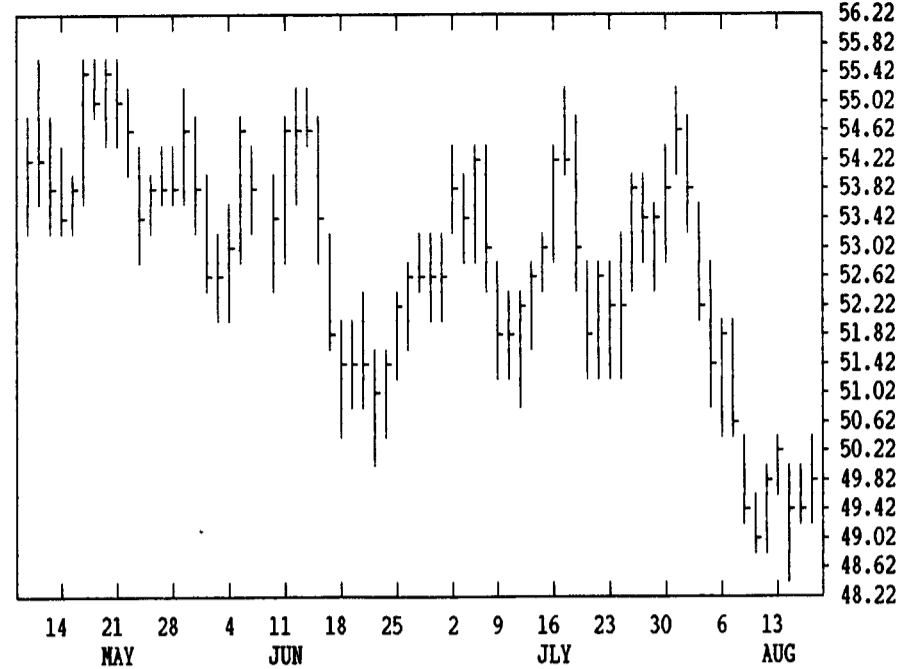
From DTN farmer satellite daily update Service phone: (717) 691-7609.

(Closing bids: Thursday, Aug. 16)

DTN GRAINS 16 SEPT CORN CONTRACT HIGH: 2.970 LOW: 2.290

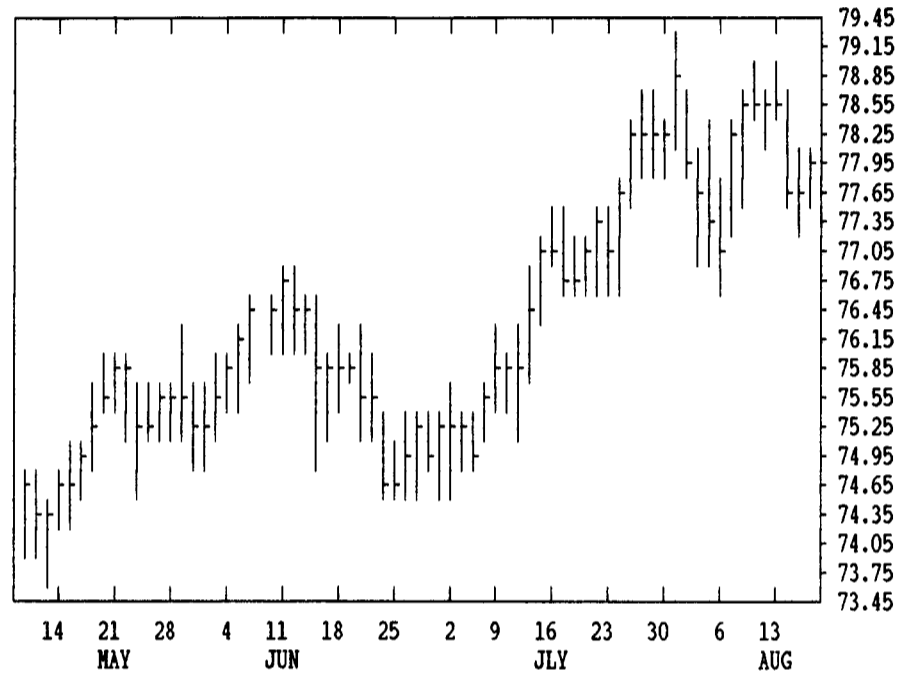


DTN LIVESTOCK 17 OCTOBER HOGS CONTRACT HIGH: 55.70 LOW: 40.80

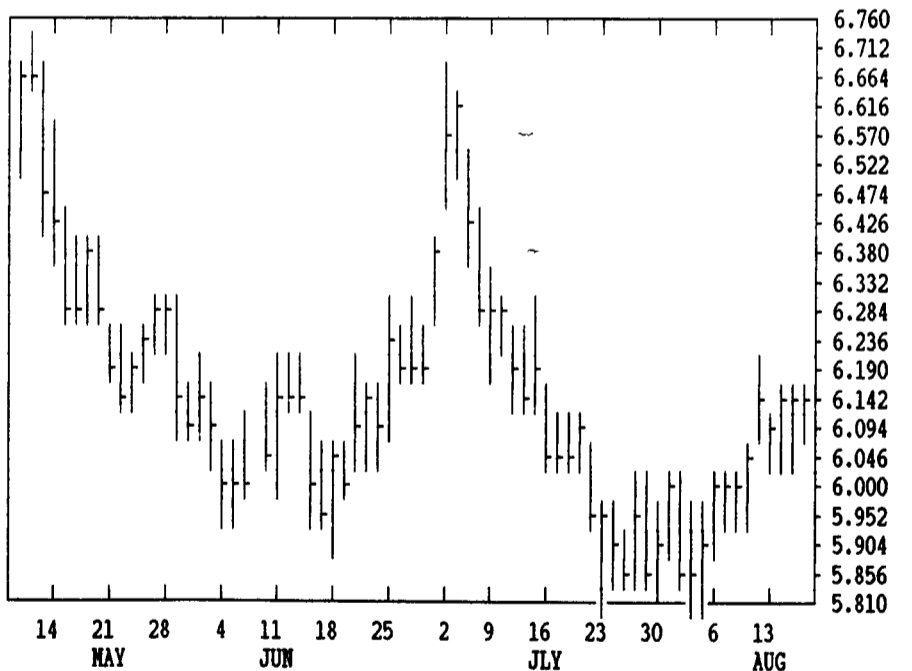


LIKE TO SEE THIS CHART WITH STOCHASTICS? "CYBER-SCAN" — RURAL MALL PAGE 3.

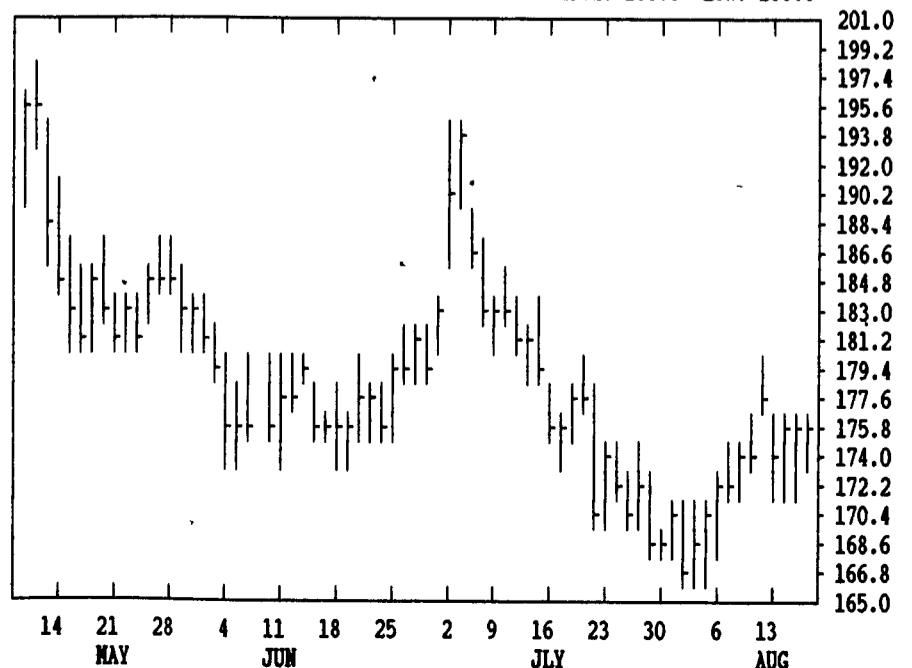
DTN LIVESTOCK 18 OCT LIVE CATTLE CONTRACT HIGH: 79.10 LOW: 68.30



DTN GRAINS 21 SEPT SOYBEANS CONTRACT HIGH: 6.760 LOW: 5.680



DTN GRAINS 23 SEPT SOY MEAL CONTRACT HIGH: 200.0 LOW: 166.8



DTN FUTURES	10 08/16/90	TECHNICAL COMMENTS				5 DAY SLOWED		
		CLOSE	MOVING AVERAGES			RSI'S		STOCHASTIC
		4-DAY	9-DAY	18-DAY	9 DAY	14 DAY	K	D
SEP WHEAT	2.84 1/2	2.81	2.82 1/2	2.87 1/2	44	39	49	33
DEC WHEAT	2.99 1/4	2.95 3/4	2.97 3/4	3.03 3/8	43	38	45	30
KC SEP WHT	2.82 1/4	2.79	2.80 1/8	2.84 3/4	44	39	52	39
KC DEC WHT	2.95 1/2	2.92 5/8	2.94 1/3	2.99 1/4	42	37	49	37
SEP CORN	2.49	2.46 3/4	2.49 3/4	2.54 1/4	37	35	35	25
DEC CORN	2.44 1/2	2.43 1/8	2.45 3/8	2.49 3/8	35	34	36	25
JUL91 CRN	2.61 1/2	2.61 3/8	2.63 3/4	2.66 3/4	31	34	22	16
SEP BNS	6.15 1/4	6.13 3/8	6.07 3/4	5.99 5/8	63	56	68	65
NOV BNS	6.27	6.24 3/4	6.18 1/4	6.09 3/4	63	57	72	69
JUL91 BNS	6.65 1/4	6.62 1/8	6.53 1/2	6.44 3/4	65	58	90	83
SEP NEAL	175.90	175.45	174.98	172.54	56	52	51	52
SEP OIL	24.24	24.47	24.38	24.18	50	52	40	59

OCT CTTL	77.92	78.07	78.17	78.18	49	53	19	38
DEC CTTL	76.52	76.61	76.76	76.92	46	51	20	33
SEP FDRS	88.10	88.02	87.99	87.76	60	64	26	36
OCT HOGS	49.85	49.77	50.01	51.67	38	40	56	46
DEC HOGS	50.10	50.19	50.37	51.31	38	40	65	52
FEB BELS	53.07	53.27	54.33	54.53	44	45	47	32

CORN				CHICAGO WHEAT				K.C. WHEAT			
HIGH	LOW	LAST	CHG	HIGH	LOW	LAST	CHG	HIGH	LOW	LAST	CHG
SEP 2500	2474	2490*	+14	SEP 2864	2830	2844*	-2	SEP 2844	2816	2822*	-4
DEC 2456	2434	2444*	+2	DEC 3006	2972	2992*	+2	DEC 2980	2944	2954*	-4
MAR 2540	2520	2524*	0	MAR 3100	3070	3090*	+6	MAR 3096	3062	3074*	-14
MAY 2600	2580	2584*	-4	MAY 3130	3104	3114*	-4	MAY 3144	3114	3134*	+4
JLY 2636	2614	2614*	-6	JLY 3154	3124	3140*	+14	JLY 3170	3144	3144*	-4
SEP 2594	2552	2552*	-16	K.C. SORGHUM				MINN WHEAT			
DEC 2580	2536	2544*	-24	SEP				SEP 2850	2826	2830*	0
	OATS			DEC		2204*	+4	DEC 2960	2922	2926*	-4
SEP 1184	1172	1180*	+12	MAR				MAR 3070	3034	3034*	-2
DEC 1296	1290	1296*	+12	MAY				MAY 3144	3124	3124*	0
MAR 1404	1394	1404*	+14	JLY				JLY			
SOYBEANS				SOYBEAN MEAL				SOYBEAN OIL			
AUG 6150	6100	6124*	-4	AUG 1750	1735	1744*	0	AUG 2470	2436	2448*	-15
SEP 6176	6124	6152*	0	SEP 1765	1748	1759*	+1	SEP 2445	2417	2424*	-19
NOV 6300	6240	6270*	0	OCT 1785	1767	1773*	0	OCT 2446	2419	2428*	-15
JAN 6414	6364	6382*	-12	DEC 1825	1807	1821*	+5	DEC 2461	2437	2447*	-9
MAR 6534	6484	6510*	+10	JAN 1838	1825	1832*	+2	JAN 2470	2455	2461*	-9
MAY 6610	6570	6600*	+22	MAR 1865	1850	1859*	-1	MAR 2487	2466	2471*	-9
JLY 6670	6634	6652*	0	MAY 1880	1868	1872*	0	MAY 2490	2480	2484*	-6
AUG 6560	6550	6550*	+50	JLY 1895	1890	1895*	+15	JLY 2490	2475	2490*	-3

LIVE CATTLE				FEEDER CATTLE				LIVE HOGS							
HIGH	LOW	LAST	CHG	HIGH	LOW	LAST	CHG	HIGH	LOW	LAST	CHG				
AUG 7857	7837	7847*	-10	AUG 9020	8995	8997*	-3	AUG 5760	5690	5757*	+70				
OCT 7797	7765	7792*	+12	SEP 8840	8792	8810*	+20	OCT 5012	4947	4985*	+33				
DEC 7670	7637	7652*	-3	OCT 8697	8650	8667*	+5	DEC 5060	5005	5010*	-7				
FEB 7615	7590	7607*	+7	NOV 8670	8627	8647*	+7	FEB 4867	4810	4825*	-27				
APR 7660	7640	7652*	+10	JAN 8595	8555	8595*	+25	APR 4472	4435	4437*	-5				
JUN 7445	7437	7442*	+2	MAR 8465	8440	8465*	+20	JUN 4905	4870	4870*	-10				
AUG 7315	7310	7310*	+5	APR 8400	8387	8400*	+15	JLY 4925	4917	4917*	+17				
OCT				MAY 8300	8300	8300*	-5	AUG 4775	4730	4775*	0				
SWISS FRANC				EURODOLLAR				PORK BELLIES							
SEP 7760	7640	7755*	+104	SEP 9209	9196	9197*	-14	AUG 5130	4895	4895*	-200				
DEC 7747	7623	7741*	+109	DEC 9221	9204	9205*	-19	FEB 5380	5247	5307*	-43				
MAR 7730	7614	7727*	+111	MAR 9216	9201	9202*	-17	MAR 5350	5225	5295*	-27				
BRITISH POUND				JUN 9195				MAY 5370				5300 5345* -5			
SEP 19020	18830	19012*	+132	SEP 9170	9159	9160*	-12	JLY 5400	5350	5355*	+5				
DEC 18720	18530	18706*	+138	DEC 9142	9131	9134*	-10	AUG							
MAR 18422	18260	18422*	+138	S&P 500 INDEX				W. GERMAN MARK							
JAPANESE YEN				SEP 33990	33150	33175*	-990	SEP 6447	6378	6445*	+55				
SEP 6796	6737	6794*	+12	DEC 34390	33500	33565	-1010	DEC 6438	6370	6436*	+57				
DEC 6795	6740	6795*	+13	MAR 34625	33890	33890	-1010	MAR 6423	6370	6423*	+59				
MAR 6794	6756	6794*	+14	JUN 35310	34300	34300	-1010	JUN 6411	6352	6411*	+59				