

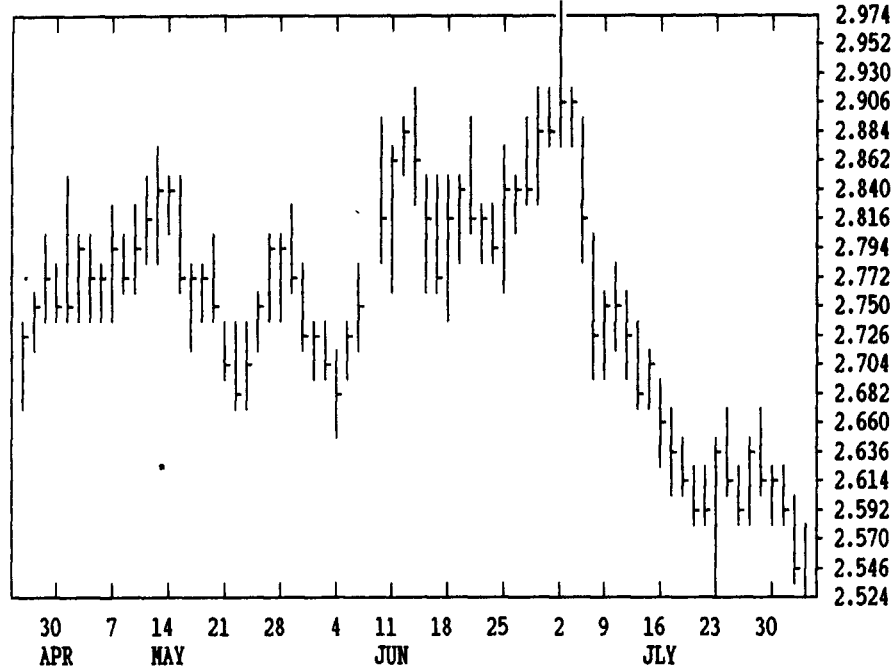
# GRAIN, CATTLE AND HOG FUTURES MARKETS

From DTN farmer satellite daily update. Service phone: (717) 691-7808.

(Closing bids: Thursday, Aug. 2)

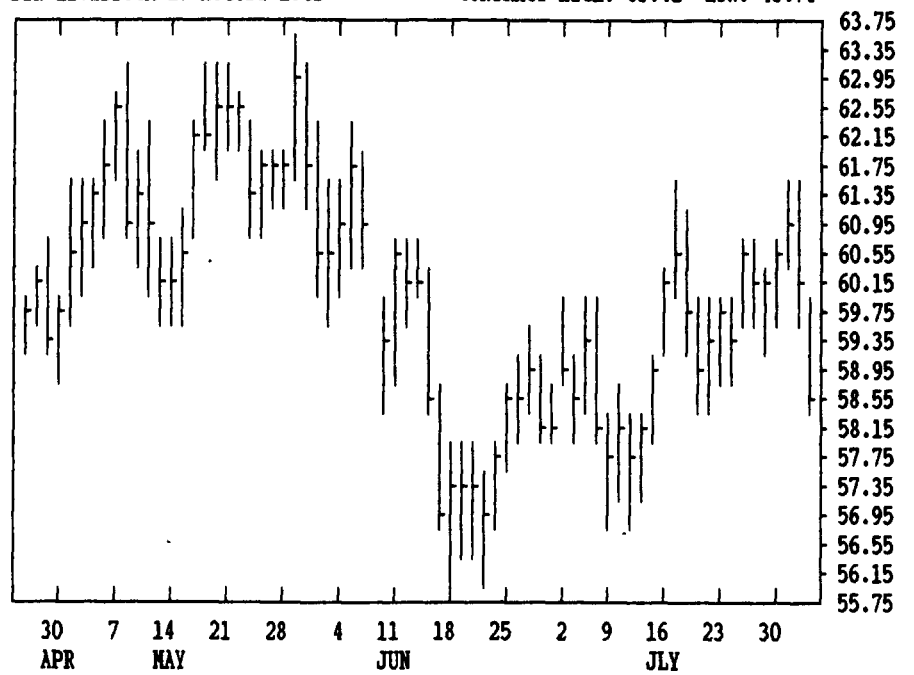
DTN GRAINS 16 SEPT CORN

CONTRACT HIGH: 2.970 LOW: 2.290



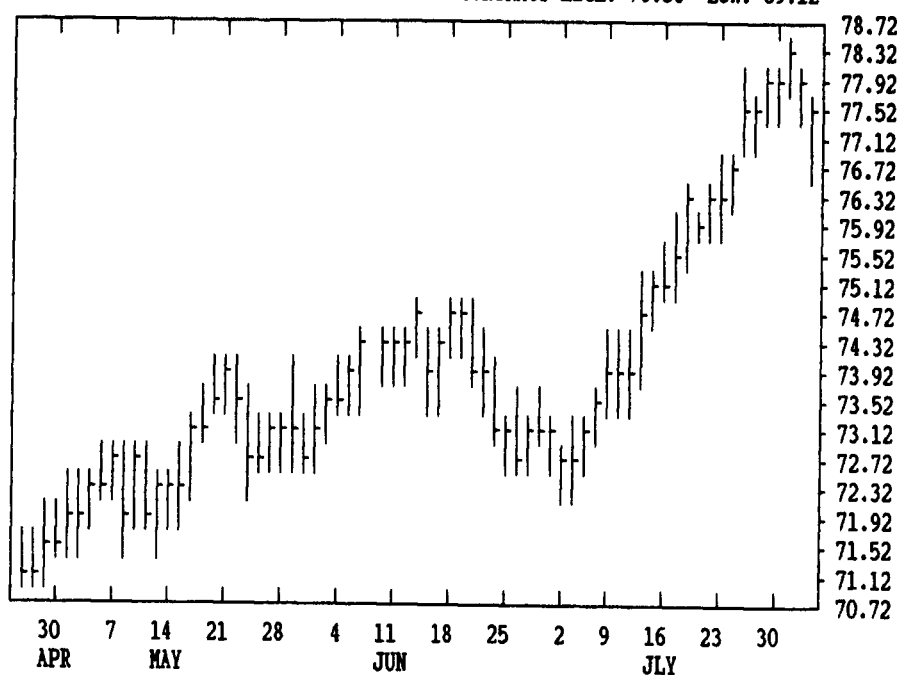
DTN LIVESTOCK 17 AUGUST HOGS

CONTRACT HIGH: 63.42 LOW: 43.70



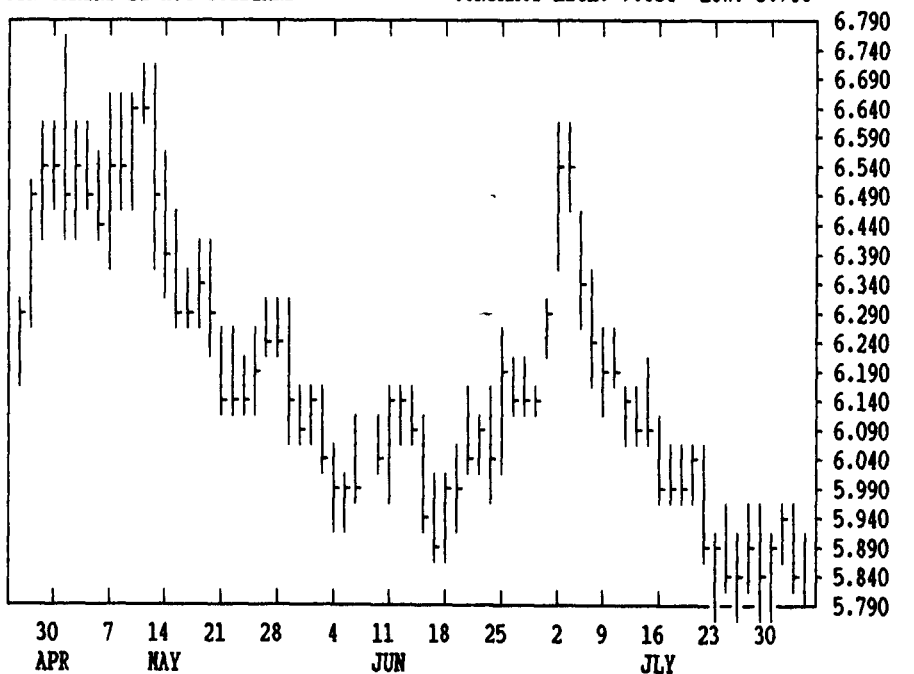
DTN LIVESTOCK 18 AUG CATTLE

CONTRACT HIGH: 78.50 LOW: 69.12



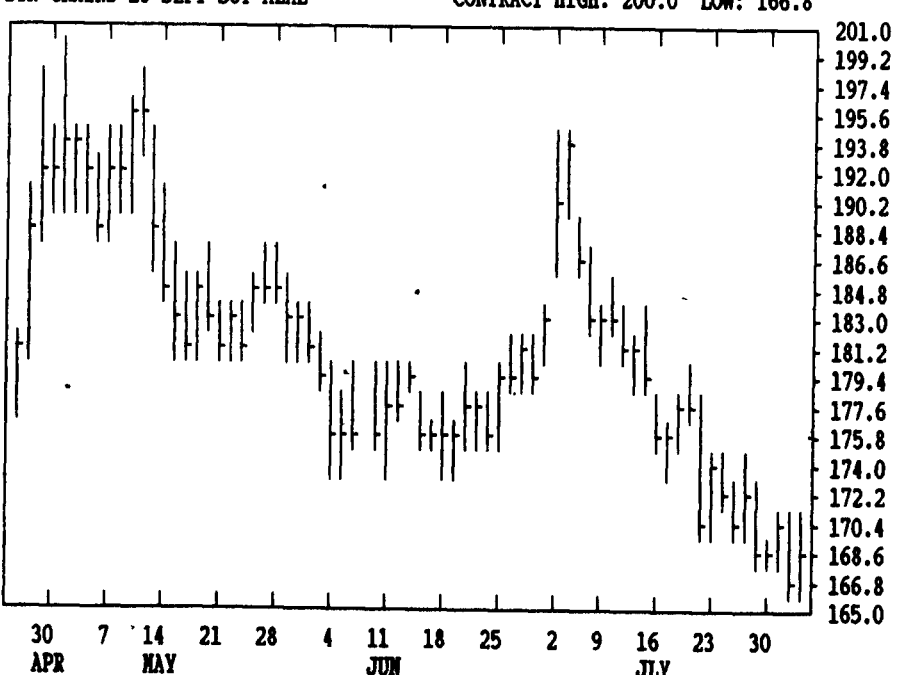
DTN GRAINS 21 AUG SOYBEANS

CONTRACT HIGH: 7.050 LOW: 5.780



DTN GRAINS 23 SEPT SOY MEAL

CONTRACT HIGH: 200.0 LOW: 166.8



DTN FUTURES 10 08/02/90

TECHNICAL COMMENTS

	PAST WEEK'S (ENDING 07/27)			JUL'S (ENDING 7/31)		CURRENT	
	HIGH	LOW	CLOSE	HIGH	LOW	SUPPORT	RESISTANCE
SEP WHT	3.06	2.96 1/2	2.98 1/2	3.36 3/4	2.87 1/2	2.70-2.80	3.10
DEC WHT	3.22 1/2	3.12 1/2	3.15 1/4	3.52	3.03	.	3.23
KC SEP	3.01 3/4	2.92	2.95 3/4	3.31 3/4	2.85	.	3.02 1/2
KC DEC	3.16 1/2	3.06 1/2	3.11	3.47 1/2	2.99 1/2	.	3.16 1/2

SEP CORN	2.66	2.55	2.62 1/2	2.97	2.55	2.52	2.64
DEC CORN	2.60 1/2	2.49 3/4	2.56 1/2	2.96 1/2	2.49 3/4	2.44	2.60 1/2
JLY91 CN	2.75 1/2	2.64 3/4	2.71 1/2	3.08 1/4	2.64 3/4	2.50	2.68
AUG BNS	5.94 3/4	5.79 3/4	5.84 1/2	6.60	5.79 3/4	5.83 SEP	6.00
NOV BNS	6.11	5.91	5.99 1/2	6.80 1/2	5.91	5.91	6.30
JLY91 BN	6.46	6.29	6.34	7.18	6.29	6.00	6.67 1/2
AUG NEAL	174.30	167.40	168.10	192.40	166.80	.	OCT 175.00
AUG OIL	24.01	22.80	23.81	25.75	22.80	22.90 OCT	24.50

AUG CCTL	78.02	76.07	77.95	78.50	72.22	.	.
OCT CCTL	78.60	76.77	78.37	79.10	74.75	77.00	80.00
AUG FDRS	89.20	87.20	89.12	89.85	82.97	85.40 SEP	90.00
AUG HOGS	60.80	58.87	60.12	61.37	57.20	.	.
OCT HOGS	53.95	51.65	53.42	54.95	51.30	51.30	55.00
AUG BLLS	50.10	42.35	49.72	58.82	42.35	49.40 FEB	56.00

CORN				CHICAGO WHEAT				K.C. WHEAT						
	HIGH	LOW	LAST CHG		HIGH	LOW	LAST CHG		HIGH	LOW	LAST CHG			
SEP	2564	2524	2526*	-26	SEP	2850	2790	2830*	+16	SEP	2816	2770	2800*	+4
DEC	2512	2464	2466*	-32	DEC	3010	2954	2996*	+20	DEC	2970	2922	2946*	+2
MAR	2582	2542	2544*	-30	MAR	3094	3034	3086*	+22	MAR	3080	3030	3060*	+10
MAY	2642	2606	2610*	-30	MAY	3120	3060	3104*	+34	MAY	3130	3080	3104*	+10
JLY	2676	2642	2642*	-26	JLY	3114	3080	3090*	0	JLY	3150	3140	3140*	0
SEP	2614	2600	2600*	0	K.C. SORGHUM				MINN WHEAT					
DEC	2570	2540	2542*	-10	SEP	2284	2240	2240*	-30	SEP	2834	2800	2832*	+20
SEP	1240	1184	1186*	-42	DEC	2936	2900	2936*	+6	MAR	3040	3000	3034*	-2
DEC	1354	1304	1304*	-40	MAY	3094	3090	3094*	-4	MAY	3094	3090	3094*	-4
MAR	1462	1420	1420*	-36	JLY	3040	3040	3040		JLY	3040	3040	3040	

LIVE CATTLE				FEEDER CATTLE				LIVE HOGS					
	HIGH	LOW	LAST CHG		HIGH	LOW	LAST CHG		HIGH	LOW	LAST CHG		
AUG	7770	7690	7757*	-40	AUG	8935	8807	8885*	-62	AUG	5970	5855	5855*-150
OCT	7795	7712	7780*	-37	SEP	8790	8660	8737*	-58	OCT	5340	5227	5227*-150
DEC	7710	7615	7685*	-35	OCT	8690	8565	8645*	-55	DEC	5235	5135	5190*-95
FEB	7700	7605	7660*	-50	NOV	8695	8585	8660*	-50	FEB	5015	4897	4972*-73
APR	7750	7670	7700*	-65	JAN	8630	8555	8630*	-35	APR	4640	4555	4575*-65
JUN	7505	7440	7470*	-55	MAR	8505	8415	8470*	-40	JUN	5035	4970	4995*-70
AUG	7360	7330	7330*	-30	APR	8420	8390	8420*	-30	JLY	5010	4950	5010*-65
OCT					MAY	8325	8290	8320*	-5	AUG	4860	4820	4860*-90

SWISS FRANC				EURODOLLAR				PORK BELLIES					
	SEP	DEC	MAR		SEP	DEC	MAR		SEP	DEC	MAR		
SEP	7412	7238	7370*	-6	SEP	9215	9208	9210*	-5	AUG	4722	4722	4722*-200
DEC	7390	7215	7352*	-5	DEC	9226	9216	9218*	-9	FEB	5425	5372	5372*-200
MAR	7370	7205	7342*	-5	MAR	9227	9218	9219*	-11	MAR	5405	5355	5355*-200

BRITISH POUND				S&P 500 INDEX				W. GERMAN MARK				
	SEP	DEC	MAR		SEP	DEC	MAR		SEP	DEC	MAR	
SEP	18440	18210	18398*	-6	SEP	35590	35100	35390*-355	SEP	6315	6177	6278*-16
DEC	18150	17880	18106*	-2	DEC	36000	35520	35810*-350	DEC	6310	6168	6270*-15
MAR	17880	17690	17846*	-4	MAR	36360	35850	36155*-350	MAR	6275	6160	6258*-15
SEP	6734	6627	6697*-109		JUN	36580	36200	36565*-335	JUN	6261	6248	6248*-13