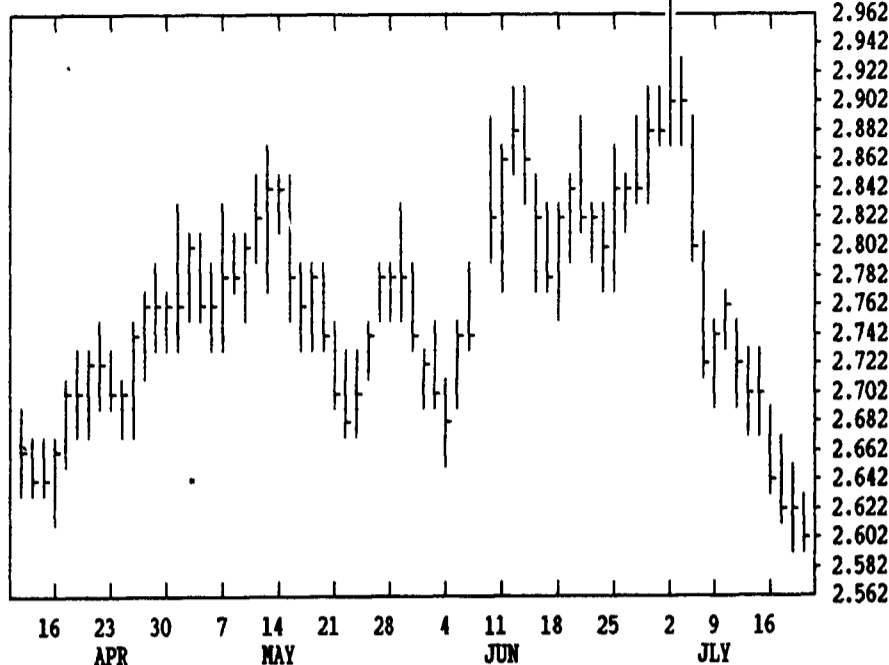


GRAIN, CATTLE AND HOG FUTURES MARKETS

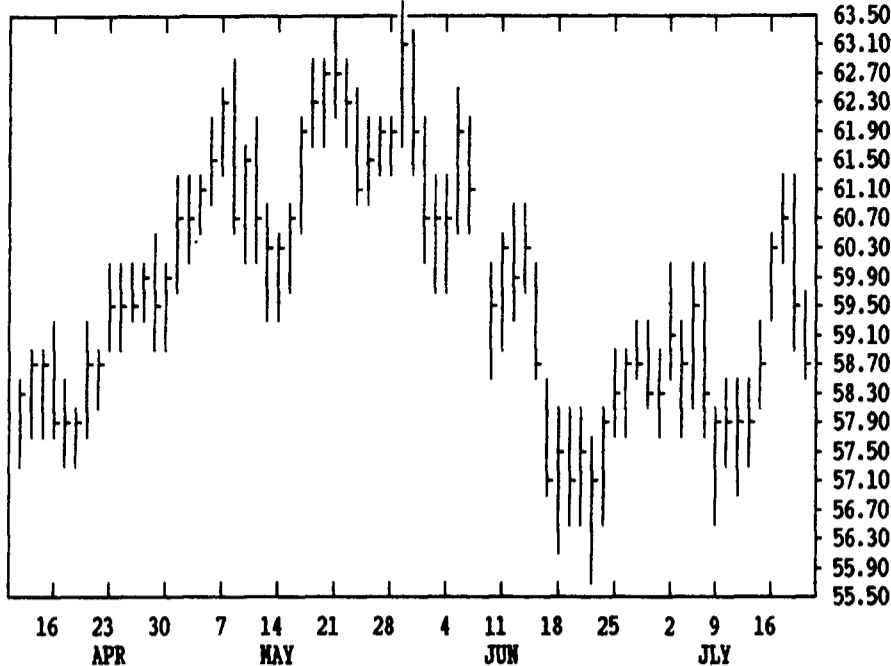
From DTN farmer satellite daily update. Service phone: (717) 691-7809.

(Closing bids: Thursday, July 19)

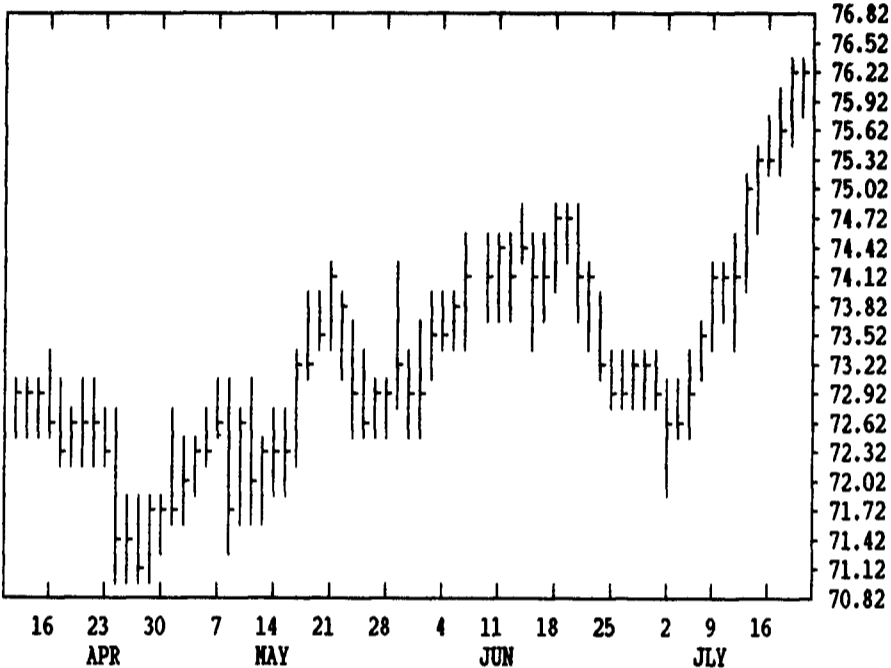
DTN GRAINS 16 SEPT CORN CONTRACT HIGH: 2.970 LOW: 2.290



DTN LIVESTOCK 17 AUGUST HOGS CONTRACT HIGH: 63.42 LOW: 43.70



DTN LIVESTOCK 18 AUG CATTLE CONTRACT HIGH: 76.30 LOW: 69.12



DTN FUTURES 10 07/19/90 TECHNICAL COMMENTS

	PAST WEEK'S (ENDING 07/13)			JUN'S (ENDING 6/29)		CURRENT	
	HIGH	LOW	CLOSE	HIGH	LOW	SUPPORT	RESISTANCE
JLY WHT	3.11 1/2	3.04 1/4	3.07	3.40	3.25 1/2	.	.
SEP WHT	3.19 1/2	3.11	3.15	3.43 3/4	3.30 1/2	3.00	3.20
KC JLY	3.10 1/2	2.98 3/4	3.00 1/4	3.35 1/2	3.17 1/2	.	.
KC SEP	3.17	3.04 1/2	3.06 3/4	3.40 1/2	3.26 1/2	3.00	3.17

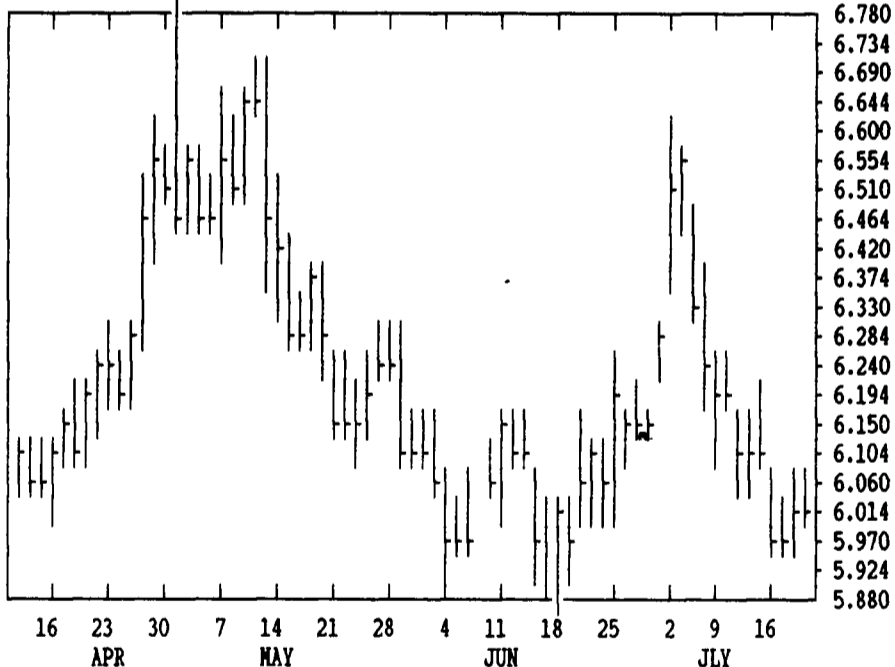
JLY CORN	2.83 1/2	2.76	2.79	2.98	2.71	.	.
SEP CORN	2.76 3/4	2.69 1/4	2.70 3/4	2.91	2.66	2.60	2.76
DEC90 CN	2.75	2.65	2.67 1/4	2.89	2.62	2.52	2.72
JLY BNS	6.19 3/4	6.04	6.10 1/4	6.24	5.83	.	.
AUG BNS	6.25 1/2	6.08 1/2	6.12 1/2	6.31	5.88	5.88	6.25
NOV90 BN	6.45 1/2	6.28	6.32 1/2	6.51	5.99 1/2	6.00	6.30
JLY MEAL	181.50	177.10	177.20	181.00	170.70	172.50	AUG 182.00
JLY OIL	24.56	23.37	23.83	25.15	22.96	22.80	AUG 24.05

AUG CTTL	75.40	73.57	75.37	74.92	72.85	74.00	.
OCT CTTL	77.27	75.42	77.22	76.85	74.75	76.00	.
AUG FDRS	87.45	84.80	87.42	85.97	83.90	86.00	.
JUL HOGS	61.80	59.90	61.27	64.50	57.82	.	.
AUG HOGS	59.10	56.95	58.87	62.40	56.15	56.90	61.50
JLY BLLS	53.20	48.57	49.35	71.35	56.20	??	AUG 52.00

DTN FUTURES 02 07/20/90 DELAYED COMMODITY QUOTES CENT. 05:05

CORN				CHICAGO WHEAT				K.C. WHEAT				
HIGH	LOW	LAST	CHG	HIGH	LOW	LAST	CHG	HIGH	LOW	LAST	CHG	
JLY 2734	2670	2686*	-32	JLY 3016	2970	2972*	-36	JLY 2980	2910	2910*	-44	
SEP 2626	2600	2606*	-10	SEP 3084	3030	3034*	-36	SEP 3034	3000	3000*	-24	
DEC 2574	2550	2562*	0	DEC 3252	3200	3204*	-30	DEC 3184	3144	3144*	-30	
MAR 2640	2616	2626*	-2	MAR 3320	3270	3270*	-32	MAR 3266	3220	3220*	-32	
MAY 2684	2664	2674*	-2	MAY 3324	3282	3282*	-2	MAY 3300	3270	3270*	-10	
JLY 2714	2696	2696*	-2	K.C. SORGHUM				MINN WHEAT				
SEP 2654	2646	2646*	-2	JLY		2400*	-20	JLY 3100	3060	3090*	-20	
		OATS		SEP				SEP 3024	2990	2992*	-14	
JLY 1184	1170	1174*	-14	DEC 2350	2320	2320*	0	DEC 3160	3130	3130*	-20	
SEP 1230	1210	1214*	-6	MAR				MAR 3264	3230	3230*	-22	
DEC 1344	1326	1330*	-6	MAY				MAY 3330	3330	3330*	-20	
SOYBEANS				SOYBEAN MEAL				SOYBEAN OIL				
JLY 6040	6004	6024*	+24	JLY 1780	1759	1768*	+17	JLY 2380	2355	2369*	-14	
AUG 6060	6020	6044*	+24	AUG 1777	1760	1768*	+11	AUG 2360	2331	2341*	-17	
SEP 6110	6066	6090*	+20	SEP 1795	1776	1786*	+12	SEP 2365	2339	2347*	-13	
NOV 6220	6164	6190*	+4	OCT 1805	1789	1800*	+14	OCT 2369	2341	2347*	-13	
JAN 6330	6284	6306*	-2	DEC 1840	1818	1827*	+5	DEC 2375	2341	2357*	+1	
MAR 6444	6410	6430*	+4	JAN 1845	1830	1832*	+2	JAN 2375	2350	2360*	+5	
MAY 6514	6480	6514*	+30	MAR 1860	1855	1860*	+3	MAR 2385	2355	2373*	+18	
JLY 6574	6540	6560*	+30	MAY 1875	1870	1872*	+5	MAY 2375	2375	2375*	+20	
LIVE CATTLE				FEEDER CATTLE				LIVE HOGS				
AUG 7620	7597	7615*	-12	AUG 8740	8700	8732*	-3	JLY 6372	6325	6357*	-38	
OCT 7715	7675	7700*	+5	SEP 8605	8550	8567*	-35	AUG 5970	5880	5892*	-80	
DEC 7655	7625	7650*	-2	OCT 8510	8450	8472*	-30	OCT 5280	5160	5200*	-92	
FEB 7615	7590	7607*	-3	NOV 8515	8490	8505*	-2	DEC 5175	5057	5095*	-92	
APR 7665	7640	7662*	-13	JAN 8487	8465	8487*	-3	FEB 5025	4912	4957*	-73	
JUN 7390	7372	7372*	-8	MAR 8375	8360	8375*	0	APR 4650	4587	4600*	-50	
AUG 7250	7242	7242*	-3	APR 8320	8320	8320*	-5	JUN 5040	4980	4980*	-47	
OCT				MAY 8250	8250	8250*	0	JLY 5060	5015	5015*	-45	
SWISS FRANC				EURODOLLAR				PORK BELLIES				
SEP 7112	7065	7099*	+42	SEP 9196	9190	9194*	0	JLY 4650	4650	4650*	-200	
DEC 7100	7060	7086*	+42	DEC 9197	9191	9195*	0	AUG 4460	4442	4442*	-200	
MAR 7085	7070	7083*	+38	MAR 9194	9189	9193*	+1	FEB 5440	5280	5280*	-200	
BRITISH POUND				S&P 500 INDEX				W. GERMAN MARK				
SEP 17996	17920	17970*	+20	SEP 36875	36415	36845*	+130	SEP 6098	6074	6091*	+24	
DEC 17710	17640	17692*	+20	DEC 37300	36880	37295*	+135	DEC 6090	6072	6086*	+23	
MAR 17456	17426	17456*	+20	MAR 37700	37280	37685*	+135	MAR 6080	6079	6079*	+23	
JAPANESE YEN				JUN 38070				37680	38070*	+140	JUN	
SEP 6788	6756	6767*	-7	DEC 37300	36880	37295*	+135	DEC 6090	6072	6086*	+23	
DEC 6789	6764	6772*	-8	MAR 37700	37280	37685*	+135	MAR 6080	6079	6079*	+23	
MAR 6787	6778	6778*	-9	JUN 38070	37680	38070*	+140	JUN				

DTN GRAINS 21 AUG SOYBEANS CONTRACT HIGH: 7.050 LOW: 5.780



DTN GRAINS 23 SEPT SOY MEAL CONTRACT HIGH: 200.0 LOW: 171.5

