GRAIN, CATTLE AND HOG FUTURES MARKETS

From DTN farmer satellite daily update. Service phone: (717) 691-7609.

(Closing bids: Thursday, July 12)

DTN GRAINS 16 JULY CORN CONTRACT HIGH: 3.022 LOW: 2.310

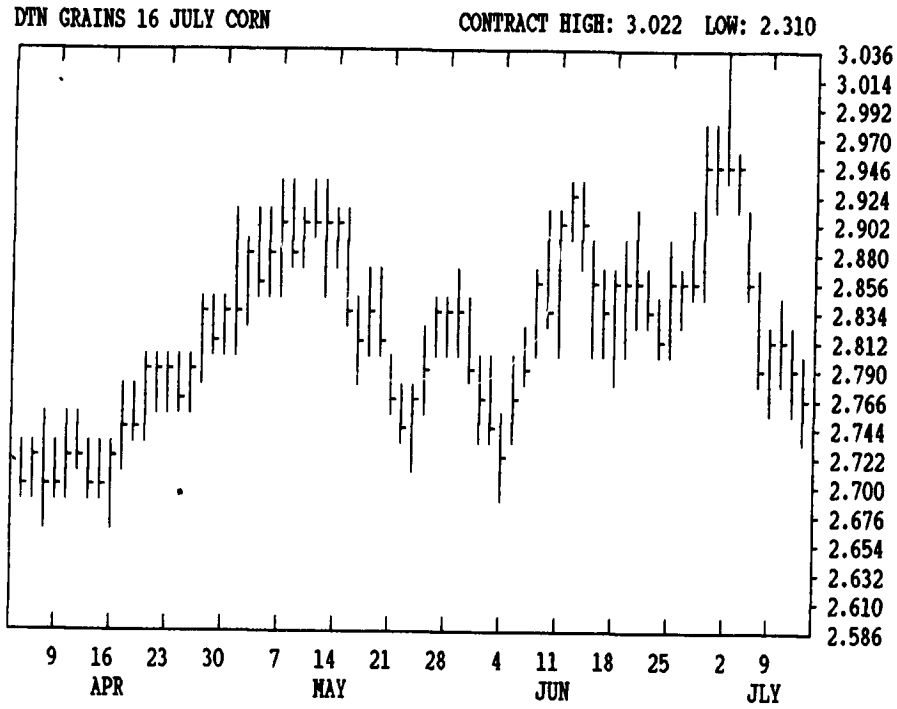

DTN FUTURES 10 07/12/90 TECHNICAL COMMENTS

	PAST WEEK'S (ENDING 07/06)			JUN'S (ENDING 6/29)		CURRENT	
	HIGH	LOW	CLOSE	HIGH	LOW	SUPPORT	RESISTANCE
JLY WHT	3.31	3.10	3.09 1/4	3.40	3.25 1/2	.	.
SEP WHT	3.36 3/4	3.16	3.16 1/4	3.43 3/4	3.30 1/2	3.00	3.30
KC JLY	3.23	3.08 1/2	3.09	3.35 1/2	3.17 1/2	.	.
KC SEP	3.31 3/4	3.16	3.16	3.40 1/2	3.26 1/2	3.00	3.27
JLY CORN	3.02 1/4	2.79 1/2	2.80	2.98	2.71	.	.
SEP CORN	2.97	2.72	2.73	2.91	2.66	2.66	2.89
DEC90 CN	2.96 1/2	2.72	2.72 1/2	2.89	2.62	2.64-66	2.89
JLY BNS	6.55	6.15 1/2	6.19	6.24	5.83	.	.
AUG BNS	6.60	6.20 1/2	6.24 3/4	6.31	5.88	6.00	6.50
NOV90 BN	6.80 1/2	6.40 1/2	6.44 3/4	6.51	5.99 1/2	6.10	6.50
JLY MEAL	190.00	178.80	180.80	181.00	170.70	175.00	AUG 185.00
JLY OIL	26.00	24.15	24.37	25.15	22.96	23.15	AUG 25.15
AUG CTTL	73.70	72.22	73.65	74.92	72.85	73.00	.
OCT CTTL	75.70	74.75	75.65	76.85	74.75	74.75	77.00
AUG FDRS	84.60	82.97	84.55	85.97	83.90	84.00	.
JUL HOGS	62.90	60.77	61.60	64.50	57.82	.	.
AUG HOGS	59.95	58.15	58.37	62.40	56.15	56.00	60.00
JLY BLLS	60.20	54.17	54.17	71.35	56.20	47.00	AUG 54.00

CORN

	HIGH	LOW	LAST	CHG
JLY	2794	2760	2764*	-32
SEP	2724	2694	2696*	-30
DEC	2680	2650	2656*	-34
MAR	2740	2706	2716*	-26
MAY	2784	2750	2766*	-32
JLY	2814	2782	2792*	-26
SEP	2700	2700	2700*	-34

OATS

	HIGH	LOW	LAST	CHG
JLY	1264	1244	1246*	-6
SEP	1314	1280	1294*	-26
DEC	1432	1384	1404*	-30

SOYBEANS

	HIGH	LOW	LAST	CHG
JLY	6130	6050	6074*	-20
AUG	6174	6090	6110*	-24
SEP	6240	6150	6174*	-26
NOV	6366	6280	6304*	-30
JAN	6480	6400	6426*	-16
MAR	6594	6520	6534*	-40
MAY	6664	6600	6604*	-30
JLY	6724	6650	6650*	-50

CHICAGO WHEAT

	HIGH	LOW	LAST	CHG
JLY	3084	3042	3060*	+4
SEP	3164	3110	3130*	+4
DEC	3310	3260	3282*	-2
MAR	3382	3334	3354*	-2
MAY	3370	3330	3340*	0

K.C. SORGHUM

	HIGH	LOW	LAST	CHG
JLY			2544*	+44
SEP				
DEC			2354*	-34
MAR				
MAY				

SOYBEAN MEAL

	HIGH	LOW	LAST	CHG
JLY	1789	1774	1782*	-5
AUG	1803	1784	1794*	-2
SEP	1822	1802	1810*	-4
OCT	1838	1820	1827*	-9
DEC	1879	1855	1863*	-11
JAN	1888	1865	1877*	-8
MAR	1905	1885	1898*	-7
MAY	1920	1905	1920*	+8

K.C. WHEAT

	HIGH	LOW	LAST	CHG
JLY	3014	2986	3000*	-10
SEP	3084	3044	3060*	-4
DEC	3232	3192	3214*	0
MAR	3314	3280	3292*	-12
MAY	3346	3310	3330*	-4

MINN WHEAT

	HIGH	LOW	LAST	CHG
JLY	3240	3190	3190*	-62
SEP	3140	3110	3114*	-42
DEC	3254	3234	3242*	-52
MAR	3364	3334	3340*	-56
MAY	3420	3420	3420*	-44

SOYBEAN OIL

	HIGH	LOW	LAST	CHG
JLY	2370	2337	2352*	-3
AUG	2365	2330	2348*	-2
SEP	2370	2333	2352*	+4
OCT	2369	2338	2351*	+8
DEC	2369	2330	2349*	+6
JAN	2365	2330	2348*	+13
MAR	2365	2330	2345*	+15
MAY	2362	2325	2340*	+10

LIVE CATTLE

	HIGH	LOW	LAST	CHG
AUG	7505	7415	7495*	+75
OCT	7680	7592	7665*	+58
DEC	7630	7560	7610*	+38
FEB	7585	7515	7567*	+35
APR	7630	7575	7620*	+20
JUN	7350	7320	7345*	+30
AUG				
OCT				

FEEDER CATTLE

	HIGH	LOW	LAST	CHG
AUG	8635	8557	8627*	+85
SEP	8530	8465	8522*	+75
OCT	8445	8370	8445*	+85
NOV	8460	8390	8455*	+80
JAN	8445	8385	8445*	+60
MAR	8325	8260	8325*	+65
APR	8250	8235	8250*	+30
MAY	8215	8200	8215*	+35

LIVE HOGS

	HIGH	LOW	LAST	CHG
JLY	6045	5990	6027*	-18
AUG	5825	5755	5815*	+15
OCT	5270	5205	5262*	+35
DEC	5160	5110	5155*	+30
FEB	4985	4905	4972*	+42
APR	4645	4600	4625*	+8
JUN	4970	4950	4970*	+20
JLY	4970	4950	4960*	+30

SWISS FRANC

	HIGH	LOW	LAST	CHG
SEP	7207	7084	7181*	+39
DEC	7195	7075	7171*	+36
MAR	7180	7080	7172*	+34

BRITISH POUND

	HIGH	LOW	LAST	CHG
SEP	17980	17612	17898*	+106
DEC	17680	17358	17628*	+102
MAR	17402	17130	17394*	+102

JAPANESE YEN

	HIGH	LOW	LAST	CHG
SEP	6825	6715	6781*	+24
DEC	6828	6728	6789*	+22
MAR	6817	6798	6798*	+20

EURODOLLAR

	HIGH	LOW	LAST	CHG
SEP	9192	9167	9189*	+18
DEC	9195	9164	9192*	+23
MAR	9191	9163	9188*	+21
JUN	9170	9145	9169*	+19
SEP	9153	9131	9151*	+15
DEC	9135	9115	9130*	+11

S&P 500 INDEX

	HIGH	LOW	LAST	CHG
SEP	36965	36395	36945*	+405
DEC	37420	36870	37410*	+405
MAR	37800	37290	37790*	+385
JUN	38200	37730	38200*	

PORK BELLIES

	HIGH	LOW	LAST	CHG
JLY	5160	5000	5025*	-40
AUG	5055	4925	4972*	+7
FEB	5530	5295	5322*	-135
MAR	5440	5220	5310*	-75
MAY	5520	5395	5410*	-140
JLY				

W. GERMAN MARK

	HIGH	LOW	LAST	CHG
SEP	6140	6016	6103*	+38
DEC	6127	6012	6098*	+37
MAR	6125	6080	6091*	+36
JUN				

DTN LIVESTOCK 17 JULY HOGS CONTRACT HIGH: 65.32 LOW: 44.95

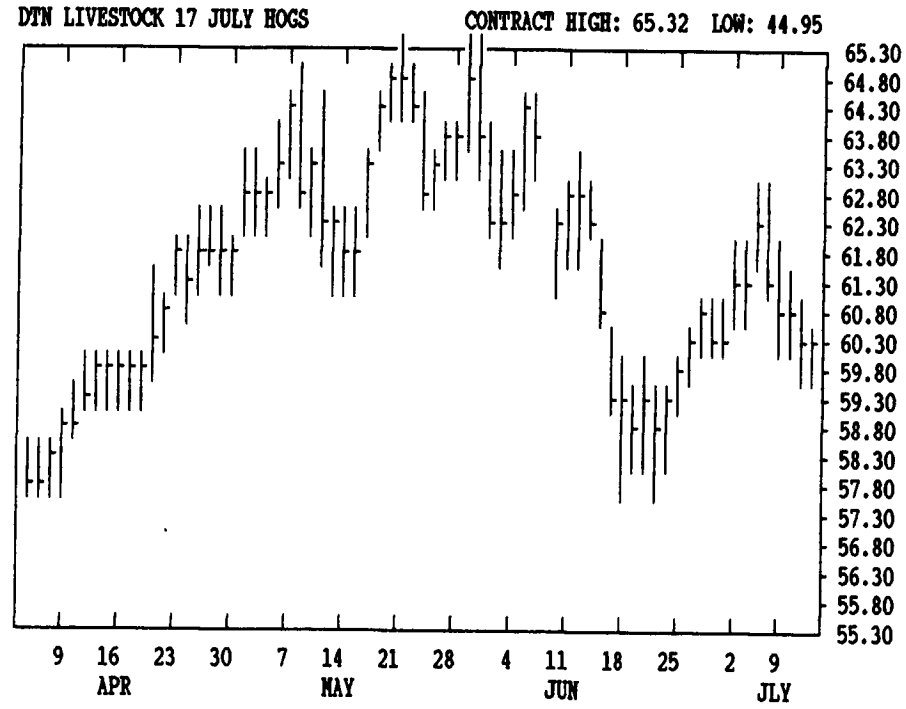

DTN LIVESTOCK 18 AUG CATTLE CONTRACT HIGH: 75.05 LOW: 69.12

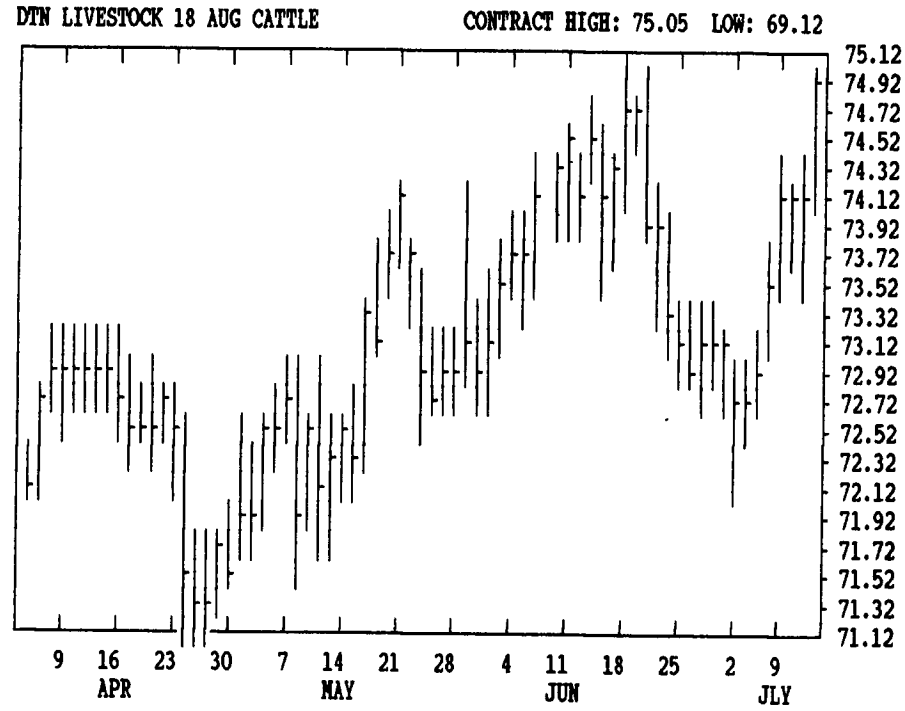

DTN GRAINS 21 JULY SOYBEANS CONTRACT HIGH: 7.780 LOW: 5.780

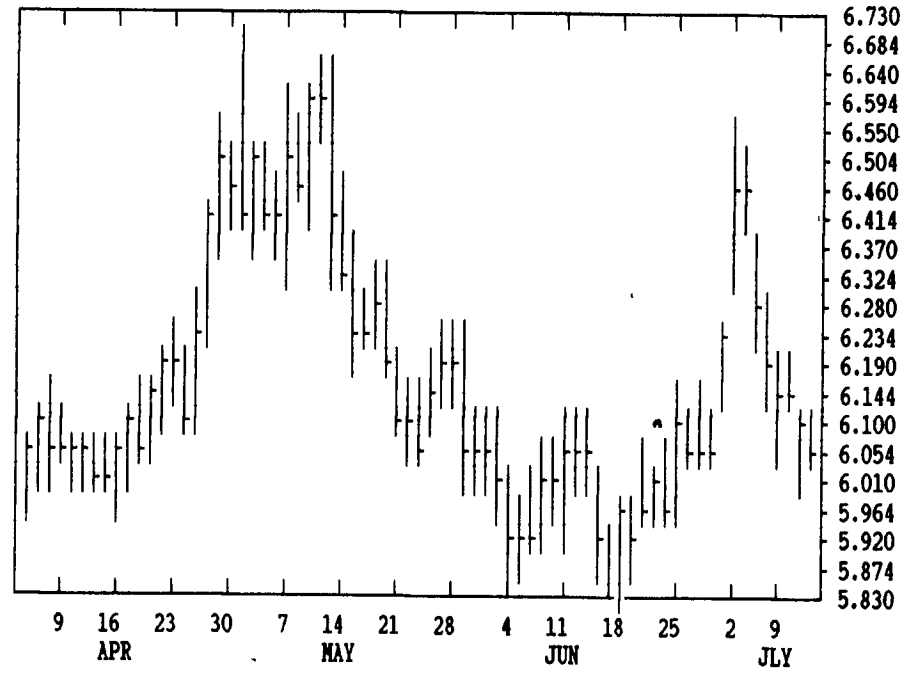
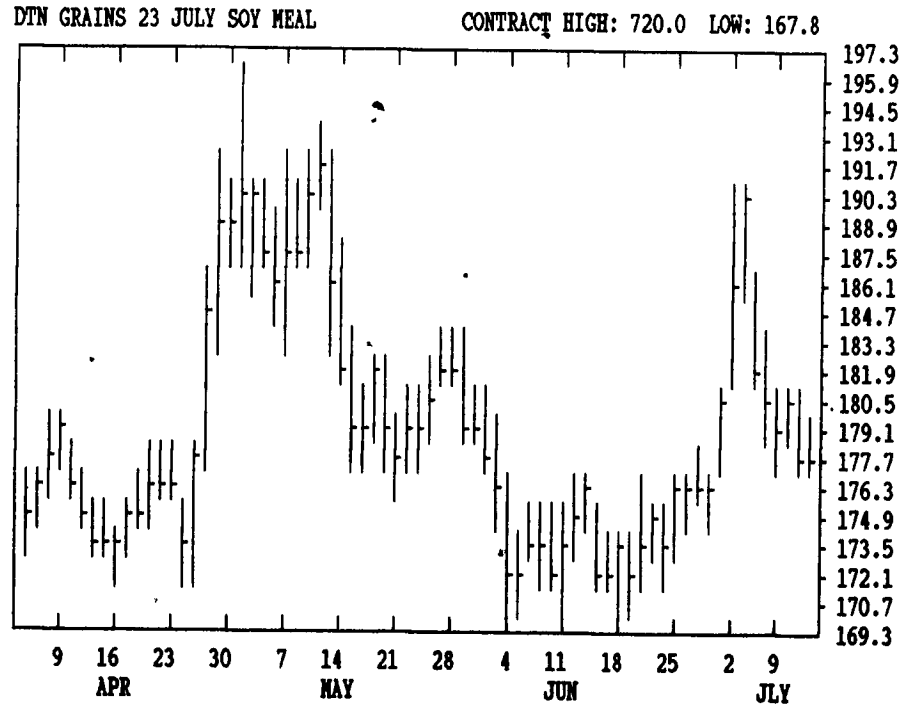
DTN GRAINS 23 JULY SOY MEAL CONTRACT HIGH: 720.0 LOW: 167.8