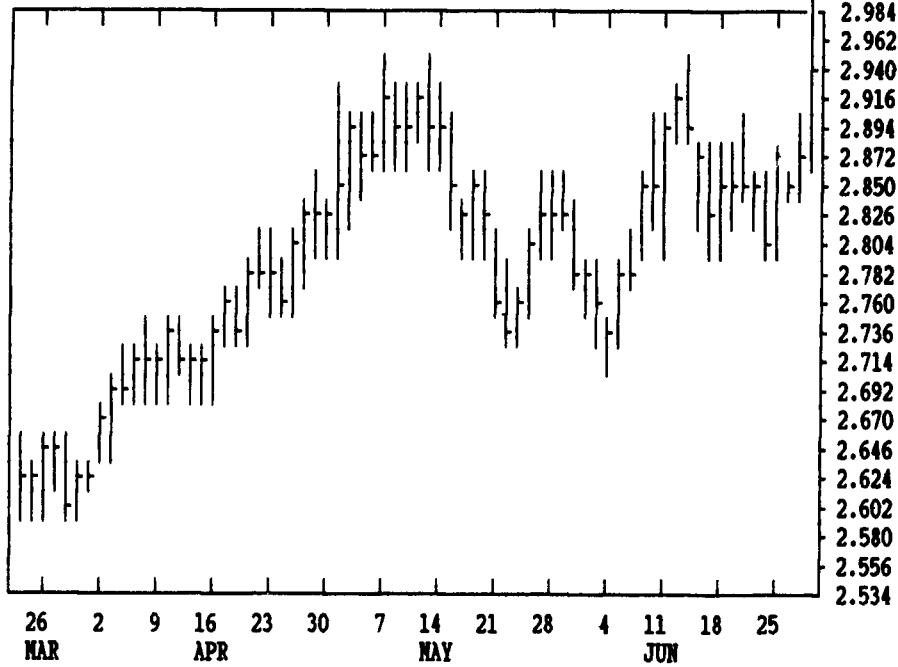


# GRAIN, CATTLE AND HOG FUTURES MARKETS

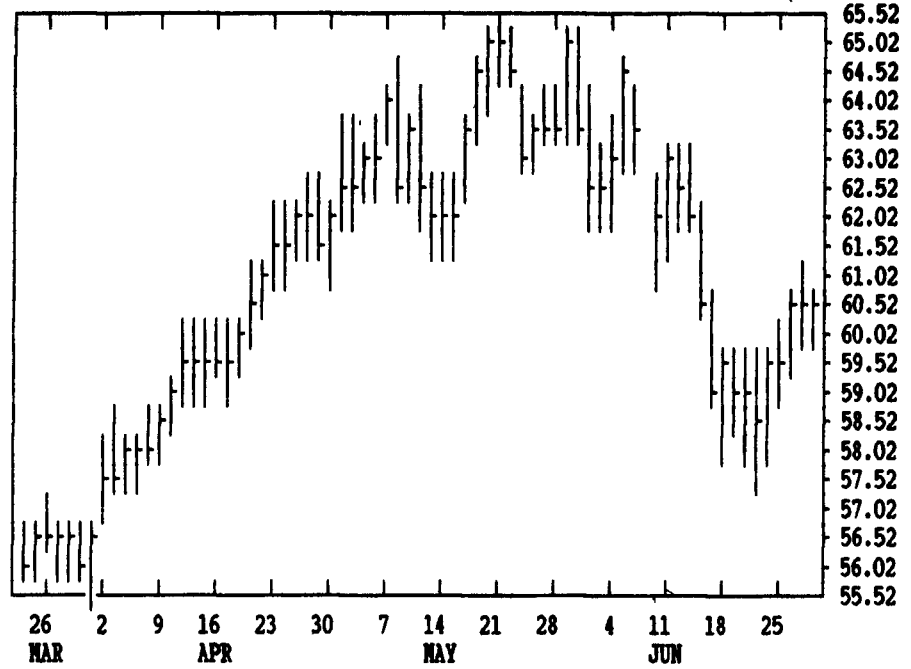
From DTN farmer satellite daily updates. Service phone: (717) 691-7009.

(Closing bids: Thursday, June 28)

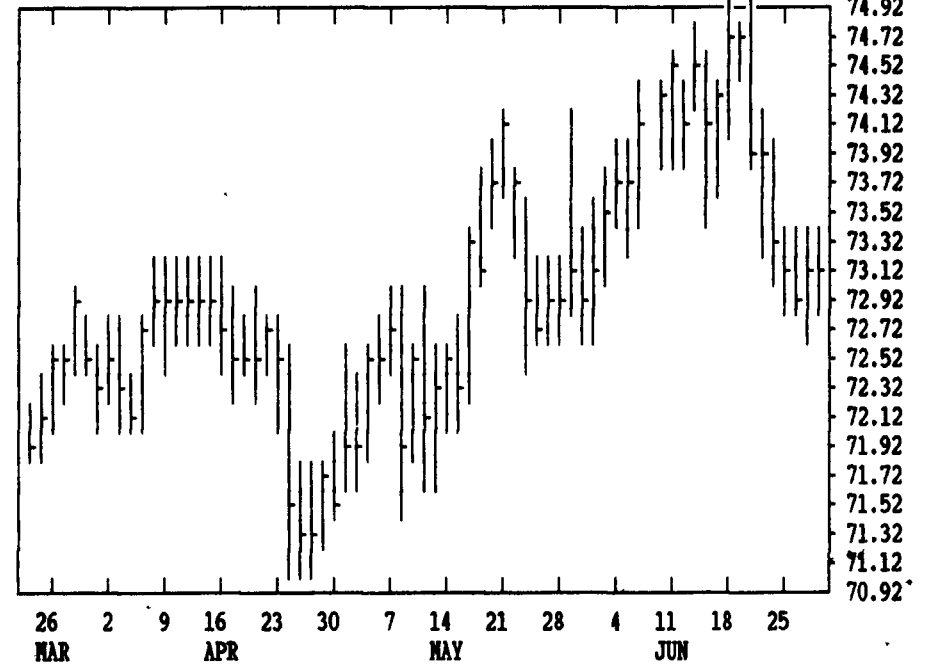
DTN GRAINS 16 JULY CORN CONTRACT HIGH: 2.980 LOW: 2.310



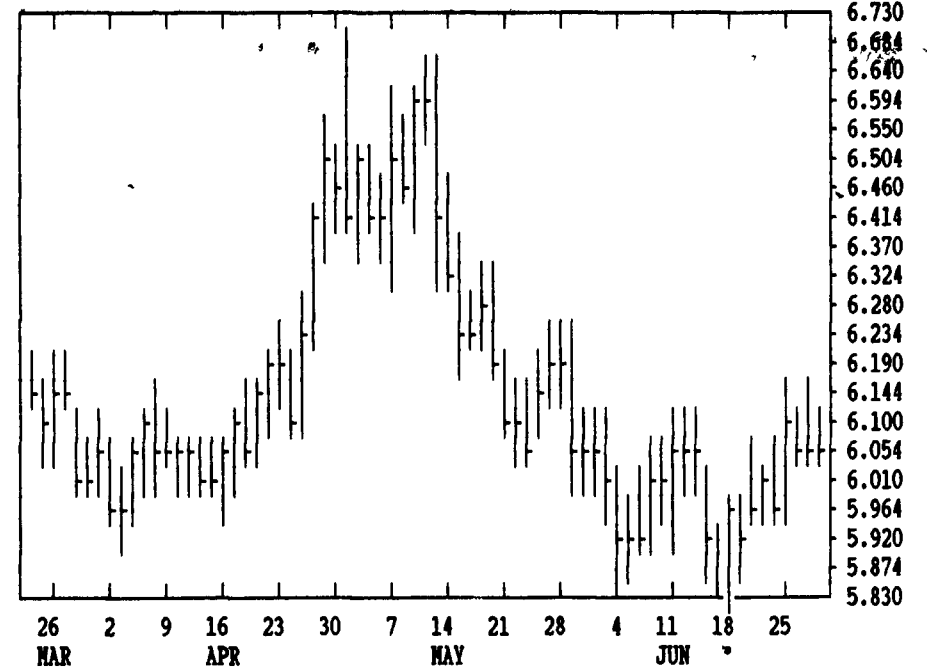
DTN LIVESTOCK 17 JULY HOGS CONTRACT HIGH: 65.32 LOW: 44.95



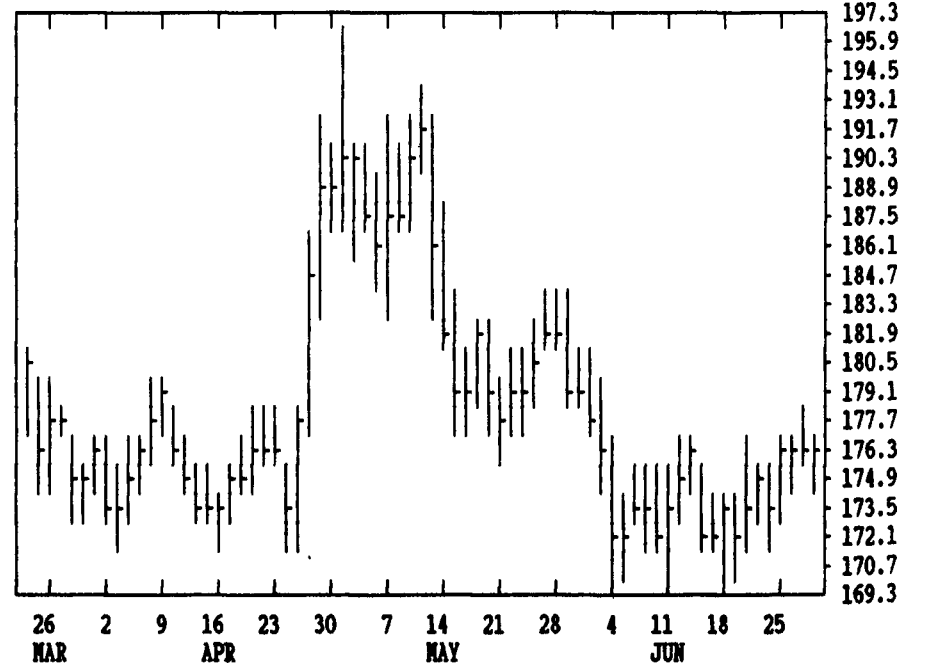
DTN LIVESTOCK 18 AUG CATTLE CONTRACT HIGH: 74.92 LOW: 69.12



DTN GRAINS 21 JULY SOYBEANS CONTRACT HIGH: 7.780 LOW: 5.780



DTN GRAINS 23 JULY SOY MEAL CONTRACT HIGH: 720.0 LOW: 167.8



	PAST WEEK'S (ENDING 06/22)			MAY'S (ENDING 5/31)			CURRENT	
	HIGH	LOW	CLOSE	HIGH	LOW	SUPPORT	RESISTANCE	
JULY WHT	3.40	3.26 1/2	3.33 3/4	3.55 1/2	3.28 1/2	3.26 1/2	3.45	
SEP WHT	3.41 3/4	3.31 1/2	3.36 3/4	3.60 3/4	3.34 1/2	3.31 1/2	3.50	
KC JULY	3.33	3.25 1/2	3.28 1/2	3.60 1/2	3.30 1/2	3.25	3.53	
KC SEP	3.38	3.31 1/2	3.33 1/4	3.64 3/4	3.36	3.30	3.57 1/2	

JULY CORN	2.89 3/4	2.80 1/2	2.82	2.93 3/4	2.73 1/2	.	.
SEP CORN	2.88	2.76 1/2	2.80	2.86	2.68 1/2	2.66	2.91
DEC90 CN	2.85 3/4	2.71 3/4	2.77 3/4	2.82	2.65	2.65	.
JULY BNS	6.08	5.83	5.99 1/2	6.71 1/2	6.04	5.78	6.20
AUG BNS	6.14 1/2	5.88 1/2	6.05 1/2	6.77	6.10	5.78	6.25
NOV90 BN	6.27 1/2	5.99 1/2	6.19	6.82	6.16 1/2	5.98	6.40
JULY NEAL	176.10	171.10	173.90	196.70	178.00	167.80	181.00
JULY OIL	24.66	23.52	24.00	24.95	22.75	23.50	27.50

AUG CCTL	74.92	73.25	73.27	74.15	71.55	72.50	75.00
OCT CCTL	76.20	74.75	74.87	76.25	73.75	73.50	76.00
AUG PDRS	85.97	84.65	84.75	84.80	82.15	84.00	86.00
JUL HOGS	59.70	57.82	59.45	65.32	61.52	57.00	62.00
AUG HOGS	58.00	56.15	57.95	63.42	59.65	54.60	60.00
JULY BLLS	65.45	59.40	59.40	71.60	62.20	56.00	62.00

CORN				CHICAGO WHEAT				K.C. WHEAT						
HIGH	LOW	LAST	CHG	HIGH	LOW	LAST	CHG	HIGH	LOW	LAST	CHG			
JULY 2980	2870	2952*	+82	JULY 3336	3294	3302*	-30	JULY 3262	3240	3240*	-22			
SEP 2904	2846	2892*	+46	SEP 3380	3346	3352*	-22	SEP 3330	3310	3312*	-14			
DEC 2874	2836	2870*	+32	DEC 3524	3494	3500*	-14	DEC 3476	3462	3464*	-6			
MAR 2944	2904	2942*	+34	MAR 3584	3554	3556*	-20	MAR 3554	3540	3552*	-6			
MAY 2984	2950	2982*	+30	MAY 3540	3494	3494*	-30	MAY 3560	3550	3550*	-4			
JULY 3000	2970	2996*	+24	K.C. SORGHUM				MINN WHEAT						
SEP 2840	2820	2840*	+20	JULY 2580	2480	2580*	+70	JULY 3434	3404	3414*	-26			
OATS				SEP				SEP 3374				3360	3364*	-16
JULY 1370	1320	1356*	-4	DEC		2550*	+10	DEC 3494	3484	3494*	-6			
SEP 1460	1410	1452*	+6	MAR				MAR 3570	3570	3570*	0			
DEC 1580	1532	1570*	+6	MAY				MAY 3590	3520	3590*	-20			
SOYBEANS				SOYBEAN NEAL				SOYBEAN OIL						
JULY 6096	6064	6070*	-10	JULY 1771	1759	1762*	-10	JULY 2422	2395	2413*	+11			
AUG 6170	6140	6146*	-4	AUG 1790	1779	1783*	-9	AUG 2409	2383	2403*	+10			
SEP 6244	6206	6210*	-10	SEP 1812	1800	1801*	-10	SEP 2404	2375	2398*	+13			
NOV 6350	6314	6322*	0	OCT 1828	1819	1820*	-9	OCT 2395	2375	2387*	+15			
JAN 6452	6422	6440*	-2	DEC 1870	1856	1858*	-10	DEC 2384	2355	2379*	+18			
MAR 6560	6540	6550*	+4	JAN 1882	1870	1873*	-12	JAN 2370	2345	2364*	+17			
MAY 6654	6634	6650*	+10	MAR 1905	1890	1902*	-13	MAR 2360	2335	2350*	+20			
JULY 6724	6704	6710*	+10	MAY 1915	1910	1915*	-5	MAY 2345	2330	2340*	+28			

LIVE CATTLE				FEEDER CATTLE				LIVE HOGS			
HIGH	LOW	LAST	CHG	HIGH	LOW	LAST	CHG	HIGH	LOW	LAST	CHG
AUG 7342	7302	7317*	+2	AUG 8447	8405	8437*	+17	JULY 6080	6030	6057*	-20
OCT 7540	7510	7512*	-13	SEP 8345	8320	8330*	0	AUG 5900	5822	5835*	-57
DEC 7497	7472	7482*	-5	OCT 8305	8275	8290*	+15	OCT 5310	5242	5255*	-35
FEB 7477	7455	7460*	-2	NOV 8320	8290	8315*	+25	DEC 5190	5150	5160*	-22
APR 7575	7560	7570*	+3	JAN 8315	8290	8310*	+15	FEB 4920	4875	4887*	-53
JUN 7290	7285	7285*	0	MAR 8205	8202	8205*	+5	APR 4615	4590	4597*	-8
AUG				APR 8197	8185	8197*	0	JUN 4920	4905	4905*	-20
OCT				MAY 8165	8165*	8165*	0	JULY 4892	4890	4892*	-20
SWISS FRANC				EURODOLLAR				PORK BELLIES			
SEP 7090	7015	7031*	-56	SEP 9182	9177	9181*	+7	JULY 6035	5875	5925*	+10
DEC 7085	7015	7028*	-57	DEC 9177	9172	9176*	+7	AUG 5875	5760	5787*	-43
MAR 7092	7020	7032*	-58	MAR 9172	9167	9171*	+8	FEB 5660	5480	5497*	-168
BRITISH POUND				JUN				MAR			
SEP 17184	17120	17154*	-32	SEP 9142	9134	9141*	+10	MAR 5625	5435	5435*	-185
DEC 16920	16874	16900*	-34	DEC 9127	9119	9126*	+10	MAY 5700	5580	5580*	-92
MAR 16690	16680	16680*	-40	S&P 500 INDEX				W. GERMAN MARK			
JAPANESE YEN				SEP				SEP			
SEP 6561	6510	6546*	+55	SEP 36245	35915	36215*	+270	SEP 6012	5974	5980*	-36
DEC 6568	6522	6557*	+54	DEC 36700	36385	36675*	+280	DEC 6004	5973	5976*	-36
MAR 6569	6517	6569*	+52	MAR 37100	36830	37075*	+285	MAR 5971	5970	5970*	-36
JUN				JUN				JUN			