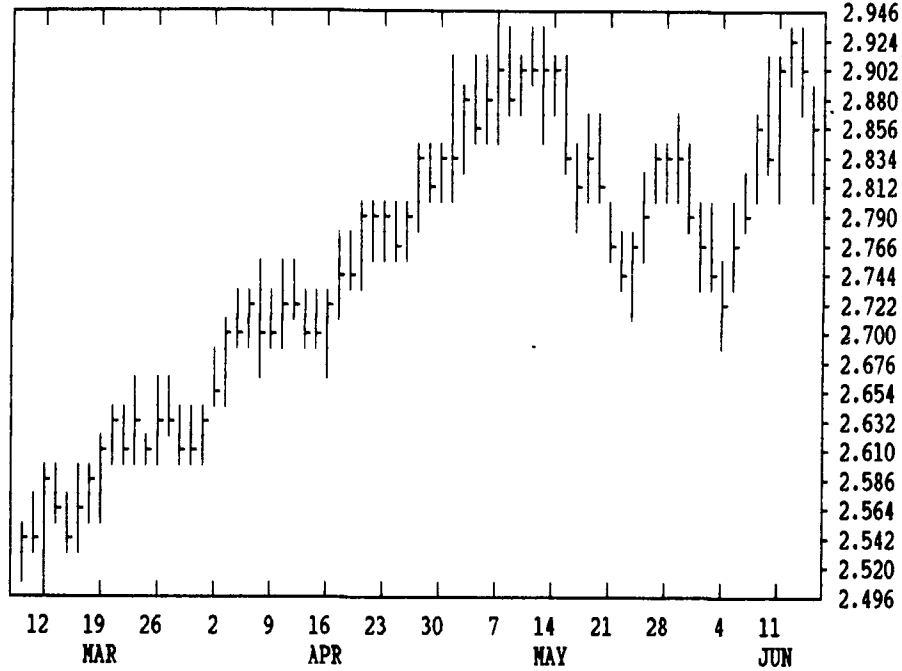


GRAIN, CATTLE AND HOG FUTURES MARKETS

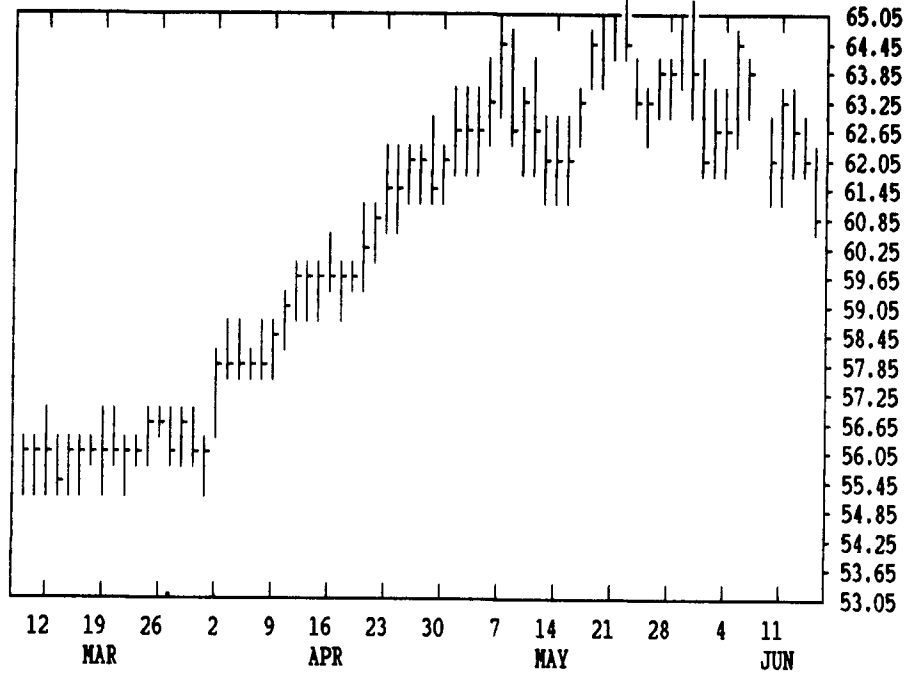
From DTN farmer satellite daily update. Service phone: (717) 691-7009.

(Closing bids: Thursday, June 14)

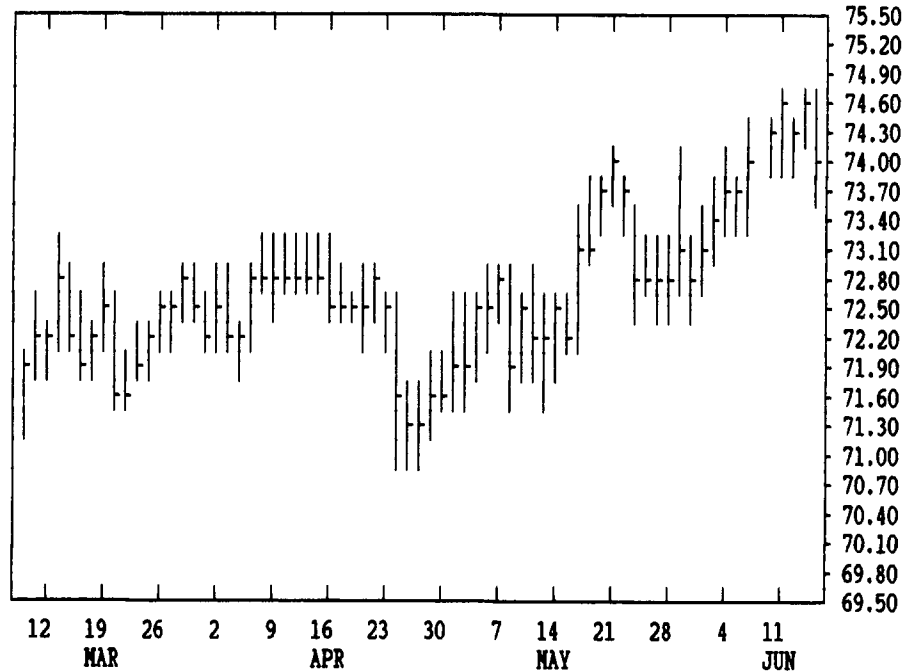
DTN GRAINS 16 JULY CORN CONTRACT HIGH: 2.936 LOW: 2.310



DTN LIVESTOCK 17 JULY HOGS CONTRACT HIGH: 65.32 LOW: 44.95



DTN LIVESTOCK 18 AUG CATTLE CONTRACT HIGH: 74.67 LOW: 69.12



DTN FUTURES	10 06/14/90			TECHNICAL COMMENTS			
	PAST WEEK'S (ENDING 06/08)			MAY'S (ENDING 5/31)		CURRENT	
	HIGH	LOW	CLOSE	HIGH	LOW	SUPPORT	RESISTANCE
JLY WHT	3.37 1/2	3.26	3.30 3/4	3.55 1/2	3.28 1/2	.	3.45
SEP WHT	3.43 1/4	3.33	3.37 1/4	3.60 3/4	3.34 1/2	.	3.50
KC JLY	3.33 1/2	3.27 1/2	3.29 3/4	3.60 1/2	3.30 1/2	.	3.53
KC SEP	3.39	3.33	3.34 1/2	3.64 3/4	3.36	.	3.57 1/2

JLY CORN	2.90	2.71	2.84 3/4	2.93 3/4	2.73 1/2	2.71	2.94
SEP CORN	2.88 1/2	2.66	2.82 1/4	2.86	2.68 1/2	2.66	2.91
DEC90 CN	2.84	2.62	2.78 1/2	2.82	2.65	2.61 1/2	2.87 1/2
JLY BNS	6.08	5.88	6.00	6.71 1/2	6.04	5.78	6.20
AUG BNS	6.13 1/2	5.93 1/2	6.05 3/4	6.77	6.10	5.78	6.25
NOV90 BN	6.24 3/4	6.01 1/2	6.16	6.82	6.16 1/2	6.05-6.00	6.30
JLY MEAL	176.00	171.20	172.70	196.70	178.00	167.80	181.00
JLY OIL	25.15	22.96	24.75	24.95	22.75	23.00	27.50

JUN CCTL	75.65	74.37	75.60	75.42	73.07	.	.
AUG CCTL	74.40	73.45	74.27	74.15	71.55	73.00	.
AUG PDRS	85.55	84.50	85.35	84.80	82.15	83.00	.
JUN HOGS	66.85	63.52	64.15	67.45	62.80	.	.
JUL HOGS	64.50	61.35	62.32	65.32	61.52	60.00	65.40
JLY BLLS	68.90	64.20	67.75	71.60	62.20	62.00	72.00

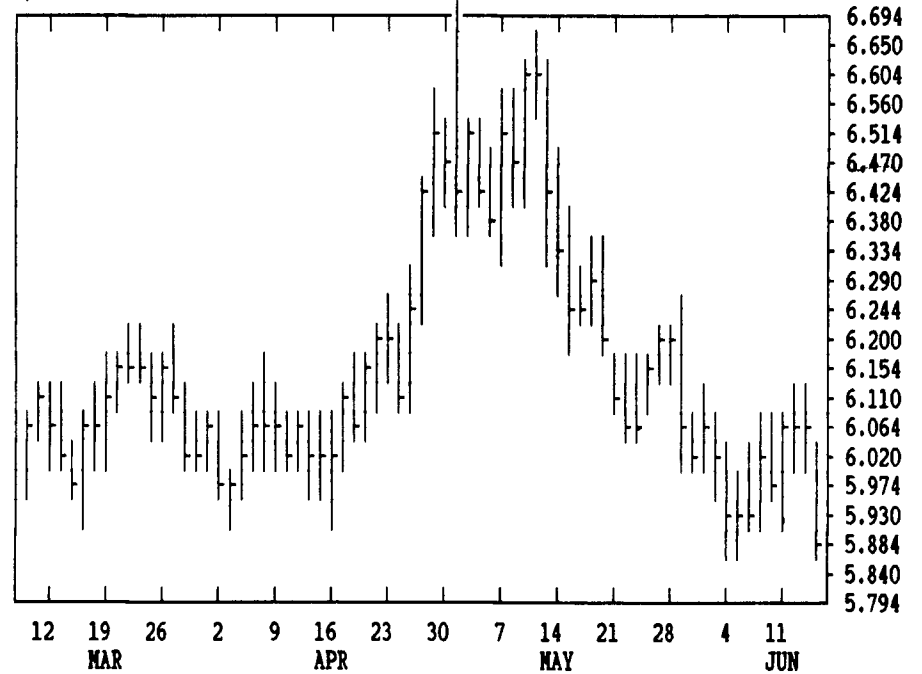
CORN				CHICAGO WHEAT				K.C. WHEAT			
HIGH	LOW	LAST	CHG	HIGH	LOW	LAST	CHG	HIGH	LOW	LAST	CHG
JLY 2886	2824	2870*	-32	JLY 3350	3314	3326*	-14	JLY 3320	3292	3300*	-22
SEP 2850	2786	2826*	-32	SEP 3402	3370	3380*	-12	SEP 3376	3354	3360*	-22
DEC 2800	2750	2794*	-22	DEC 3544	3514	3516*	-20	DEC 3510	3490	3490*	-20
MAR 2852	2800	2850*	-24	MAR 3600	3576	3594*	-14	MAR 3600	3574	3574*	-24
MAY 2882	2840	2876*	-24	MAY 3584	3550	3562*	-6	MAY 3626	3590	3590*	-12
JLY 2910	2870	2896*	-24	K.C. SORGHUM				MINN WHEAT			
SEP 2780	2760	2780*	-14	JLY 2540	2380	2510*	-30	JLY 3466	3454	3466*	-2
OATS				SEP 2534	2354	2504*	-30	SEP 3420	3402	3410*	-10
JLY 1422	1374	1410*	-26	DEC 2534	2354	2504*	-30	DEC 3532	3520	3524*	-14
SEP 1506	1454	1492*	-30	MAR				MAR 3600	3600	3600*	+20
DEC 1616	1570	1602*	-34	MAY				MAY 3850	3500	3850	

SOYBEANS				SOYBEAN MEAL				SOYBEAN OIL			
HIGH	LOW	LAST	CHG	HIGH	LOW	LAST	CHG	HIGH	LOW	LAST	CHG
JLY 6024	5880	5912*	-146	JLY 1755	1719	1726*	-34	JLY 2434	2382	2414*	-35
AUG 6080	5940	5970*	-152	AUG 1772	1737	1739*	-37	AUG 2412	2368	2393*	-35
SEP 6110	5974	6000*	-150	SEP 1787	1757	1759*	-37	SEP 2390	2348	2377*	-33
NOV 6190	6050	6086*	-144	OCT 1805	1770	1773*	-38	OCT 2360	2318	2336*	-35
JAN 6290	6160	6186*	-146	DEC 1838	1800	1802*	-42	DEC 2321	2280	2303*	-27
MAR 6394	6264	6300*	-140	JAN 1850	1811	1811*	-44	JAN 2290	2265	2285*	-25
MAY 6474	6360	6400*	-134	MAR 1870	1840	1842*	-35	MAR 2275	2255	2262*	-28
JLY 6510	6430	6450*	-150	MAY 1885	1855	1855*	-38	MAY 2268	2240	2242*	-45

LIVE CATTLE				FEEDER CATTLE				LIVE HOGS			
HIGH	LOW	LAST	CHG	HIGH	LOW	LAST	CHG	HIGH	LOW	LAST	CHG
JUN 7682	7625	7667*	-10	AUG 8485	8412	8472*	-25	JUN 6415	6267	6267*	-150
AUG 7455	7365	7417*	-45	SEP 8415	8355	8410*	-15	JUL 6205	6080	6080*	-150
OCT 7640	7517	7602*	-43	OCT 8375	8325	8360*	-20	AUG 6005	5872	5872*	-150
DEC 7640	7510	7592*	-45	NOV 8385	8340	8370*	-15	OCT 5455	5322	5332*	-140
FEB 7580	7500	7542*	-50	JAN 8375	8325	8375*	-7	DEC 5380	5242	5260*	-132
APR 7700	7605	7665*	-30	MAR 8255	8235	8255*	0	FEB 5122	4987	5025*	-112
JUN 7387	7320	7355*	-35	APR 8230	8230	8230*	-15	APR 4800	4730	4745*	-80
AUG				MAY 8220	8200	8220*	-15	JUN 5135	5055	5055*	-80

SWISS FRANC				EURODOLLAR				PORK BELLIES			
HIGH	LOW	LAST	CHG	HIGH	LOW	LAST	CHG	HIGH	LOW	LAST	CHG
JUN 7023	6958	6964*	-59	JUN 9173	9169	9171*	+1	JUL 7025	6845	6845*	-200
SEP 7014	6945	6956*	-57	SEP 9188	9180	9182*	+1	AUG 6745	6567	6567*	-200
DEC 7009	6940	6951*	-58	DEC 9181	9174	9178*	+5	FEB 6300	6135	6157*	-178
BRITISH POUND				MAR 9178	9170	9174*	+6	MAR 6225	6055	6125*	-130
JUN 17130	17038	17080*	-24	JUN 9159	9153	9157*	+7	MAY 6240	6135	6170*	-165
SFP 16874	16772	16816*	-28	SEP 9146	9140	9144*	+6	JLY			
. 16610	16542	16568*	-30	S&P 500 INDEX				W. GERMAN MARK			
JAPANESE YEN				SEP 36850	JUN 5942				5895	5899*	-32
JUN 6510	6476	6484*	+22	DEC 37315	SEP 5942				5895	5899*	-33
SEP 6526	6490	6499*	+22	MAR 37740	DEC 5934				5892	5892*	-34
DEC 6538	6513	6513*	+22	JUN	MAR 5920				5886	5886*	-34

DTN GRAINS 21 JULY SOYBEANS CONTRACT HIGH: 7.780 LOW: 5.780



DTN GRAINS 23 JULY SOY MEAL CONTRACT HIGH: 720.0 LOW: 167.8

