

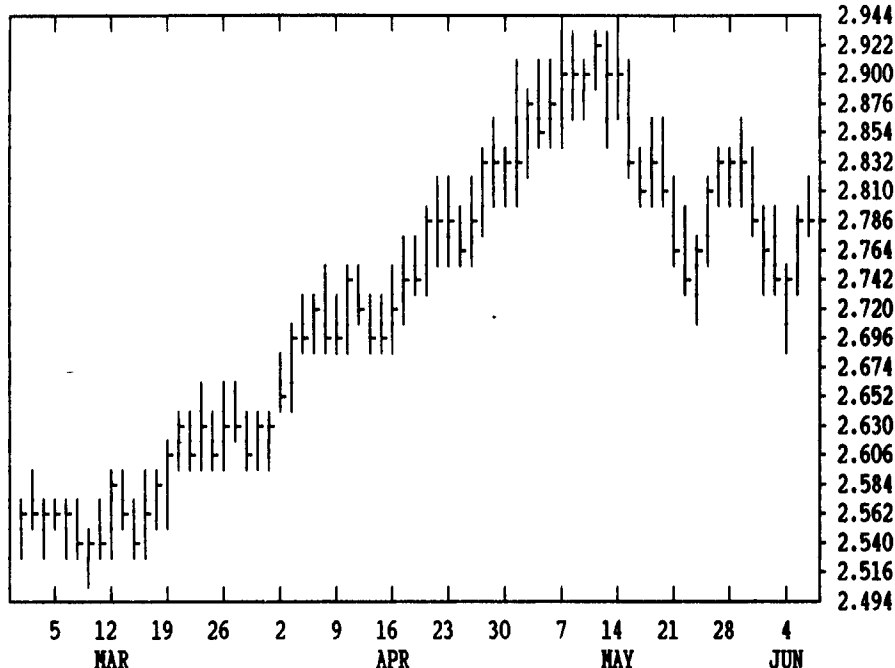
# GRAIN, CATTLE AND HOG FUTURES MARKETS

From DTN farmer satellite daily update. Service phone: (717) 691-7809.

(Closing bids: Thursday, June 7)

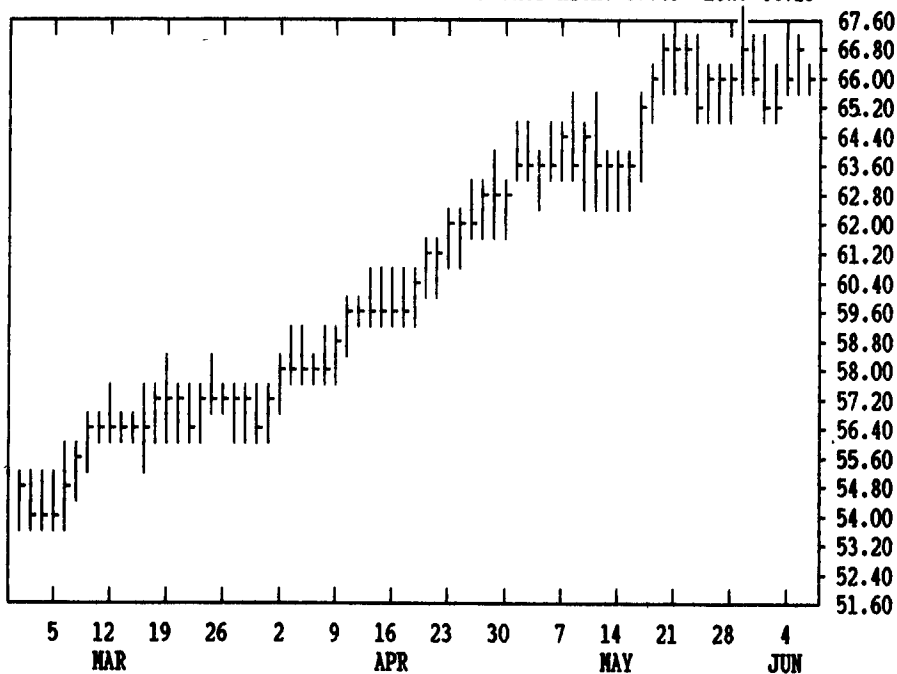
DTN GRAINS 16 JULY CORN

CONTRACT HIGH: 2.936 LOW: 2.310



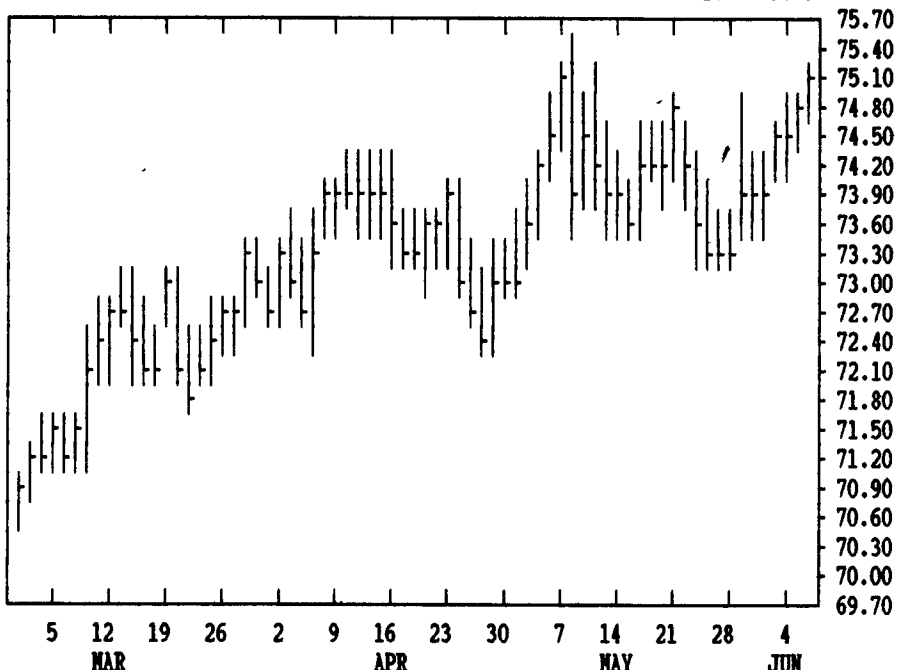
DTN LIVESTOCK XX JUNE HOGS

CONTRACT HIGH: 67.45 LOW: 44.25



DTN LIVESTOCK XX JUNE CATTLE

CONTRACT HIGH: 75.42 LOW: 69.75



DTN FUTURES 10 06/07/90 TECHNICAL COMMENTS

	CLOSE	MOVING AVERAGES			RSI'S		5 DAY SLOWED STOCHASTIC	
		4-DAY	9-DAY	18-DAY	9 DAY	14 DAY	K	D
JLY WHEAT	3.34 3/4	3.32 3/8	3.32 1/4	3.35 5/8	49	47	74	61
SEP WHEAT	3.40 1/2	3.38 1/2	3.38 1/2	3.40 7/8	49	46	71	60
KC JLY WHT	3.31 1/4	3.31	3.32 1/2	3.37 2/3	36	36	37	40
KC SEP WHT	3.37 1/2	3.36 3/8	3.37 7/8	3.42 5/8	37	37	43	41

JLY CORN	2.85 1/2	2.79 1/4	2.79 7/8	2.80 2/3	61	57	78	51
SEP CORN	2.82	2.74 3/4	2.74 7/8	2.75 1/8	64	61	79	51
DEC90 CRN	2.79	2.71 1/4	2.71 1/2	2.71 3/8	65	61	78	51
JLY BNS	6.02 3/4	5.95 1/2	6.02 3/8	6.11 1/4	42	42	38	24
AUG BNS	6.08 1/2	6.00 7/8	6.08 3/8	6.17 3/8	42	43	37	23
NOV90 BNS	6.20 1/2	6.10 3/4	6.17 1/4	6.26	46	45	46	28
JLY NEAL	174.10	173.05	176.40	178.24	35	39	25	16
JLY OIL	24.42	23.57	23.55	23.76	64	60	73	43

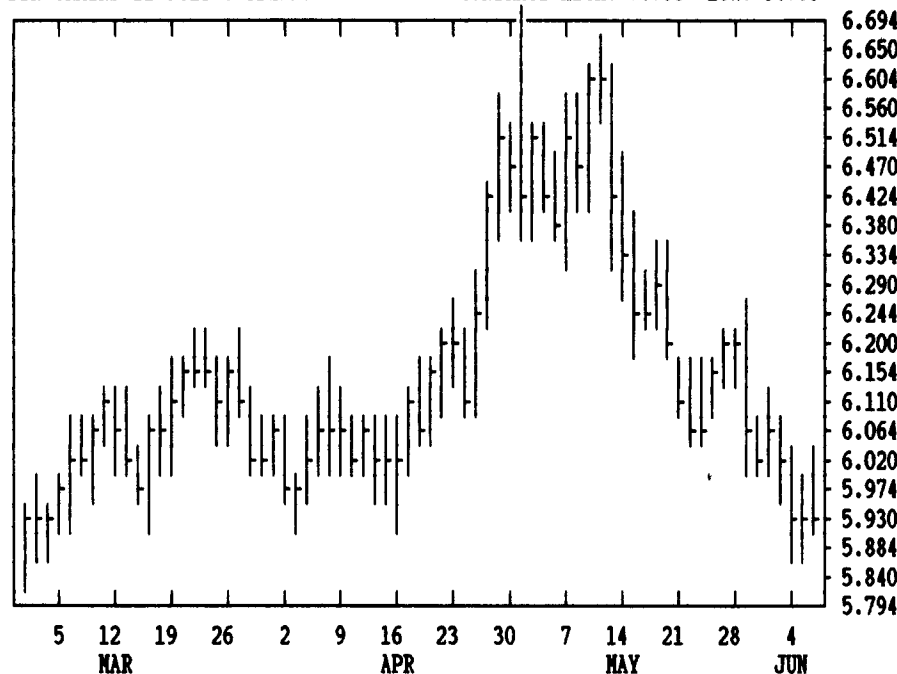
JUN CCTL	75.32	75.06	74.47	74.29	69	64	98	95
AUG CCTL	74.25	74.01	73.55	73.36	69	65	90	84
AUG FDRS	85.10	85.14	84.42	84.13	66	65	86	90
JUN HOGS	64.82	65.97	66.09	65.84	43	50	41	46
JUL HOGS	62.55	63.43	63.47	63.59	44	48	55	50
JLY BELS	67.40	66.51	66.10	66.05	56	56	73	55

CORN				CHICAGO WHEAT				K.C. WHEAT						
	HIGH	LOW	LAST CHG		HIGH	LOW	LAST CHG		HIGH	LOW	LAST CHG			
JLY	2860	2810	2854*	+56	JLY	3360	3320	3346*	+32	JLY	3320	3284	3316*	+32
SEP	2822	2760	2820*	+74	SEP	3420	3380	3404*	+26	SEP	3374	3344	3374*	+32
DEC	2796	2724	2790*	+86	DEC	3554	3514	3544*	+32	DEC	3514	3476	3514*	+36
MAR	2850	2774	2846*	+94	MAR	3614	3580	3604*	+30	MAR	3600	3570	3600*	+34
MAY	2886	2834	2882*	+92	MAY	3574	3544	3560*	+16	MAY		3570*	+30	
JLY	2912	2860	2902*	+90										
SEP	2784	2740	2780*	+62	JLY	2500	2380	2500*	+50	JLY	3450	3424	3450*	+24
					SEP					SEP	3414	3384	3412*	+30
JLY	1504	1466	1492*	+30	DEC	2510	2354	2484*	+84	DEC	3524	3500	3524*	+30
SEP	1586	1554	1572*	+26	MAR					MAR	3590	3590	3590*	+20
DEC	1690	1654	1676*	+26	MAY					MAY	3850	3500	3850	

LIVE CATTLE				FEEDER CATTLE				LIVE HOGS					
	HIGH	LOW	LAST CHG		HIGH	LOW	LAST CHG		HIGH	LOW	LAST CHG		
JUN	7535	7510	7532*	+10	AUG	8555	8495	8510*	-35	JUN	6585	6455	6482*-123
AUG	7430	7390	7425*	+3	SEP	8430	8390	8407*	-25	JUL	6360	6220	6255*-115
OCT	7655	7612	7650*	+10	OCT	8395	8345	8355*	-25	AUG	6092	5952	5985*-117
DEC	7610	7577	7607*	+7	NOV	8395	8345	8352*	-43	OCT	5385	5290	5357*-23
FEB	7545	7510	7542*	+5	JAN	8345	8320	8332*	-53	DEC	5335	5225	5297*-40
APR	7647	7605	7647*	+5	MAR	8260	8260	8260*	-20	FEB	5110	5027	5087*-33
JUN	7332	7307	7330*	+3	APR	8260	8250	8250*	-5	APR	4780	4750	4780*-10
AUG					MAY	8250	8240	8240*	-5	JUN	5087	5040	5085*-10

DTN GRAINS 21 JULY SOYBEANS

CONTRACT HIGH: 7.780 LOW: 5.780



DTN GRAINS 23 JULY SOY MEAL

CONTRACT HIGH: 720.0 LOW: 167.8

