

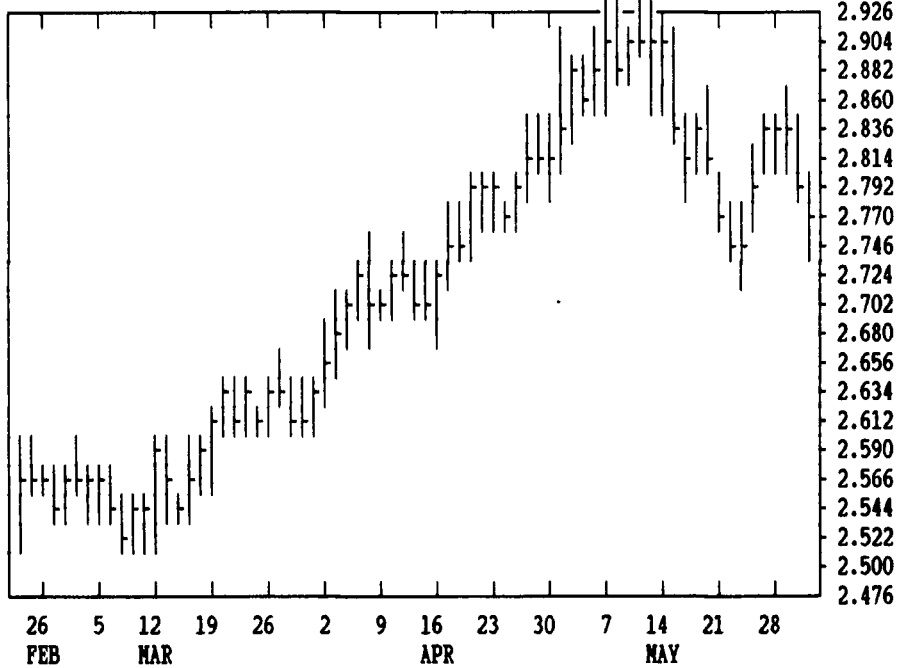
# GRAIN, CATTLE AND HOG FUTURES MARKETS

From DTN farmer satellite daily update. Service phone: (717) 691-7609.

(Closing bids: Thursday, May 31)

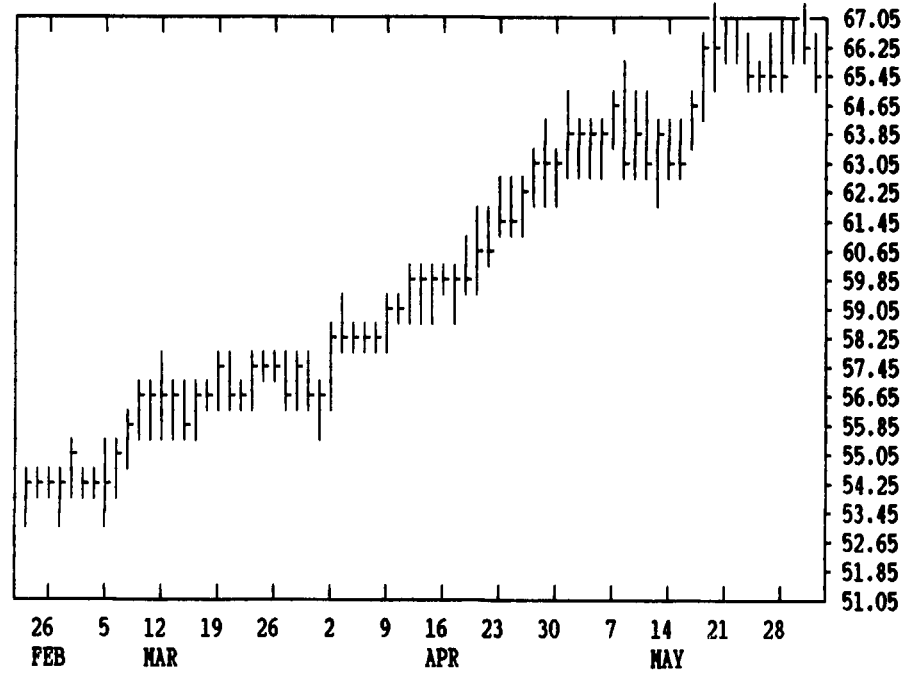
DTN GRAINS 16 JULY CORN

CONTRACT HIGH: 2.936 LOW: 2.310



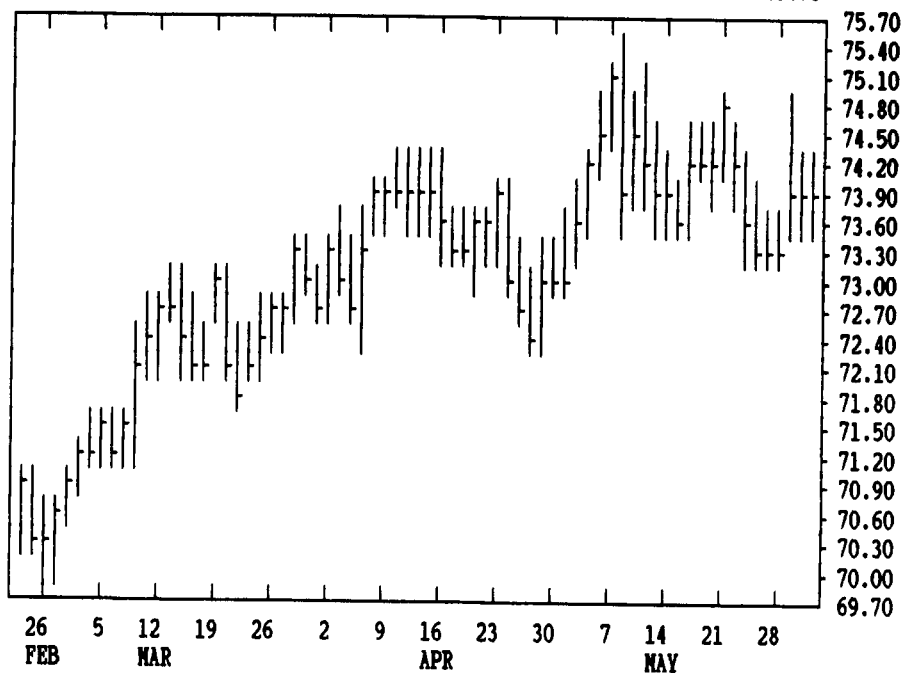
DTN LIVESTOCK XX JUNE HOGS

CONTRACT HIGH: 67.45 LOW: 44.25



DTN LIVESTOCK XX JUNE CATTLE

CONTRACT HIGH: 75.42 LOW: 69.75



DTN FUTURES 10 05/31/90 TECHNICAL COMMENTS

	CLOSE	MOVING AVERAGES			RSI'S		5 DAY SLOWED STOCHASTIC	
		4-DAY	9-DAY	18-DAY	9 DAY	14 DAY	K	D
JLY WHEAT	3.33 3/4	3.32 3/4	3.34	3.40 3/8	40	41	60	40
SEP WHEAT	3.39 3/4	3.39 1/8	3.39 1/4	3.45 1/2	42	42	71	51
KC JLY WHT	3.35 1/2	3.34 1/8	3.36 3/8	3.44 1/4	35	36	54	33
KC SEP WHT	3.40 1/4	3.39 3/8	3.41 1/4	3.48 7/8	34	36	52	33
JLY CORN	2.78	2.81 1/4	2.79 5/8	2.84	41	45	52	68
SEP CORN	2.72 3/4	2.76 1/8	2.73 7/8	2.77 1/8	43	47	45	62
DEC90 CRN	2.69	2.72 3/4	2.70 1/4	2.72 3/4	44	48	41	61
JLY BNS	6.07 1/4	6.09 3/8	6.11 3/8	6.26 5/8	37	41	11	24
AUG BNS	6.13 1/2	6.16	6.17 7/8	6.33	37	41	15	29
MOV90 BNS	6.22 1/4	6.24 1/4	6.26 5/8	6.41 1/8	38	42	18	28
JLY MEAL	179.30	180.65	180.14	182.99	42	45	45	58
JLY OIL	23.44	23.61	23.73	24.01	43	47	37	41

	4-DAY	9-DAY	18-DAY	9 DAY	14 DAY	K	D	
JUN CTTL	73.97	73.77	74.05	74.18	50	51	37	27
AUG CTTL	72.92	73.00	73.30	72.90	50	52	33	29
AUG FDRS	83.57	83.72	84.02	83.49	51	55	33	32
JUN HOGS	66.45	66.38	66.45	65.23	61	65	61	48
JUL HOGS	63.70	63.98	64.22	63.58	52	56	50	38
JLY BELS	64.05	66.31	67.14	66.75	49	52	30	24

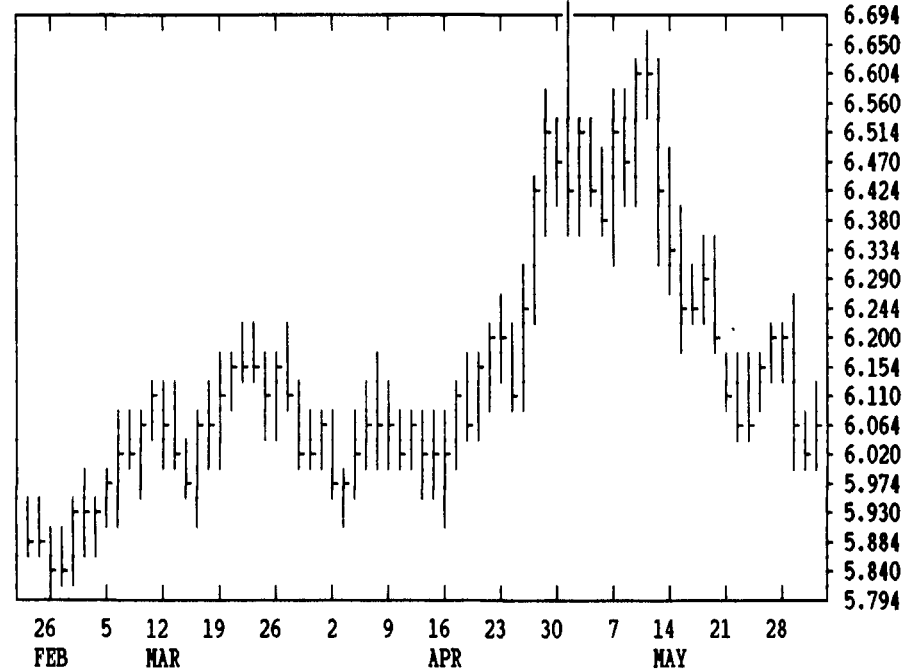
CORN				CHICAGO WHEAT				K.C. WHEAT						
HIGH	LOW	LAST	CHG	HIGH	LOW	LAST	CHG	HIGH	LOW	LAST	CHG			
JLY	2790	2754	2780*	-14	JLY	3346	3304	3336*	+14	JLY	3356	3322	3354*	+14
SEP	2734	2706	2726*	-14	SEP	3404	3366	3396*	+12	SEP	3404	3372	3402*	+12
DEC	2700	2672	2690*	-14	DEC	3544	3504	3534*	+10	DEC	3544	3504	3542*	+16
MAR	2754	2730	2746*	-16	MAR	3604	3560	3604*	+14	MAR	3604	3594	3604*	+14
MAY	2790	2770	2776*	-16	MAY	3550	3520	3540*	+10	MAY		3594*	0	
JLY	2810	2792	2796*	-16	K.C. SORGHUM				MINN WHEAT					
SEP	2694	2680	2680*	-20	JLY	2470	2410	2414*	-24	JLY	3514	3482	3502*	+2
JLY	1446	1402	1444*	+20	SEP					SEP	3464	3424	3444*	+4
SEP	1524	1474	1524*	+16	DEC	2510	2384	2384*	-24	DEC	3560	3522	3550*	+22
DEC	1622	1584	1622*	+14	MAR					MAR	3604	3604	3604*	+10
SOYBEANS				SOYBEAN MEAL				SOYBEAN OIL						
JLY	6104	6040	6072*	+20	JLY	1802	1780	1782*	-11	JLY	2364	2337	2362*	+18
AUG	6160	6100	6134*	+16	AUG	1815	1798	1799*	-9	AUG	2343	2317	2339*	+15
SEP	6180	6124	6156*	+30	SEP	1832	1815	1816*	-10	SEP	2320	2297	2317*	+17
NOV	6250	6184	6222*	+26	OCT	1847	1833	1834*	-8	OCT	2282	2260	2280*	+15
JAN	6354	6294	6326*	+22	DEC	1885	1865	1871*	0	DEC	2247	2225	2242*	+13
MAR	6460	6400	6440*	+24	JAN	1900	1885	1889*	+5	JAN	2228	2213	2221*	+16
MAY	6544	6500	6524*	+24	MAR	1928	1910	1928*	+11	MAR	2210	2195	2205*	+18
JLY	6604	6560	6584*	+24	MAY	1940	1930	1940*	+10	MAY	2200	2185	2190*	+13

LIVE CATTLE				FEEDER CATTLE				LIVE HOGS						
HIGH	LOW	LAST	CHG	HIGH	LOW	LAST	CHG	HIGH	LOW	LAST	CHG			
JUN	7422	7382	7400*	+3	AUG	8405	8350	8365*	+8	JUN	6680	6535	6550*	-95
AUG	7355	7282	7310*	+18	SEP	8315	8280	8280*	-5	JLY	6410	6230	6240*	-130
OCT	7552	7505	7520*	0	OCT	8300	8260	8267*	-8	AUG	6210	6040	6062*	-118
DEC	7542	7510	7517*	-15	NOV	8310	8270	8270*	-15	OCT	5405	5260	5287*	-103
FEB	7507	7480	7482*	-20	JAN	8290	8270	8275*	0	DEC	5352	5245	5262*	-100
APR	7600	7570	7570*	-30	MAR	8185	8180	8180*	+5	FEB	5145	5045	5067*	-93
JUN	7310	7275	7275*	-30	APR	8180	8175	8175*	+3	APR	4780	4725	4750*	-55
AUG					MAY	8180	8170	8170*	0	JUN	5100	5050	5050*	-80

SWISS FRANC				EURODOLLAR				PORK BELLIES						
HIGH	LOW	LAST	CHG	HIGH	LOW	LAST	CHG	HIGH	LOW	LAST	CHG			
JUN	7036	6973	6985*	-36	JUN	9161	9158	9160*	0	JLY	6680	6405	6405*	-200
SEP	7030	6966	6978*	-38	SEP	9160	9155	9158*	0	AUG	6495	6225	6225*	-200
DEC	7025	6975	6977*	-39	DEC	9149	9144	9147*	0	FEB	6135	5970	6005*	-47
BRITISH POUND				S&P 500 INDEX				W. GERMAN MARK						
JUN	16776	16702	16724*	-178	JUN	36330	36130	36175*	-125	JUN	5915	5883	5891*	-50
SEP	16510	16430	16458*	-180	SEP	36820	36640	36670*	-125	SEP	5915	5884	5891*	-50
DEC	16240	16194	16214*	-184	DEC	37260	37100	37130*	-125	DEC	5909	5885	5889*	-49
JAPANESE YEN				MAY				MAY						
JUN	6589	6553	6573*	-37	MAY	37685	37510	37560*	-140	MAY	5900	5886	5886*	-50
SEP	6606	6570	6591*	-36										
DEC	6620	6605	6610*	-36										

DTN GRAINS 21 JULY SOYBEANS

CONTRACT HIGH: 7.780 LOW: 5.780



DTN GRAINS 23 JULY SOY MEAL

CONTRACT HIGH: 720.0 LOW: 167.8

