

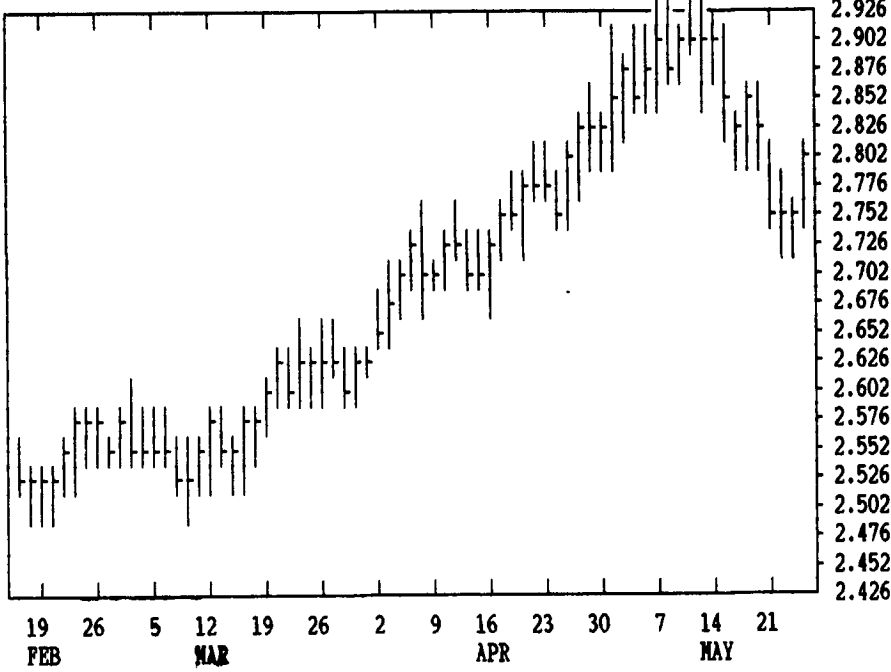
# GRAIN, CATTLE AND HOG FUTURES MARKETS

From DTN farmer satellite daily update. Service phone: (717) 691-7009.

(Closing bids: Thursday, May 24)

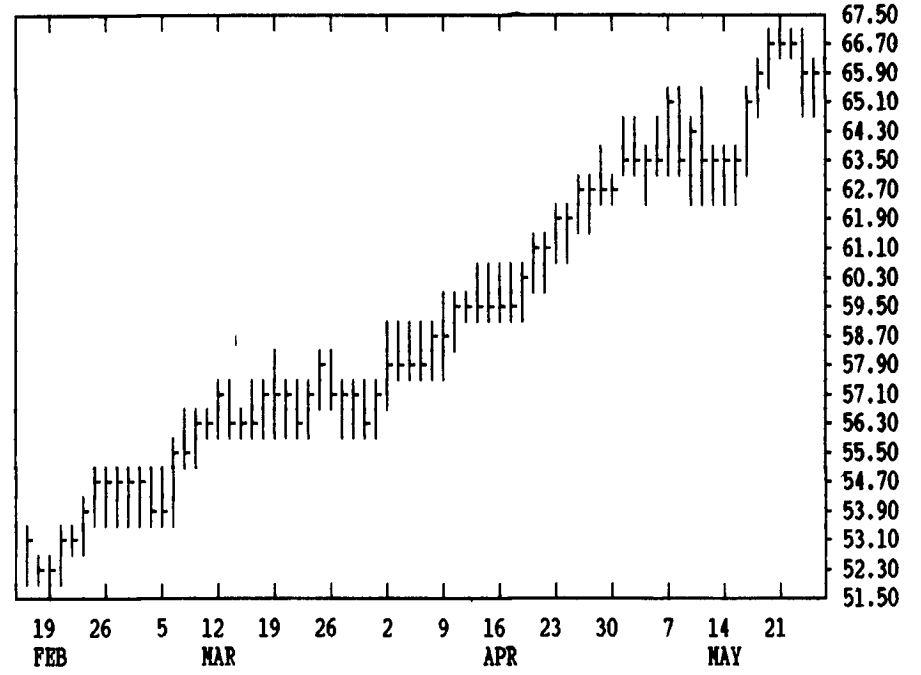
DTN GRAINS 16 JULY CORN

CONTRACT HIGH: 2.936 LOW: 2.310



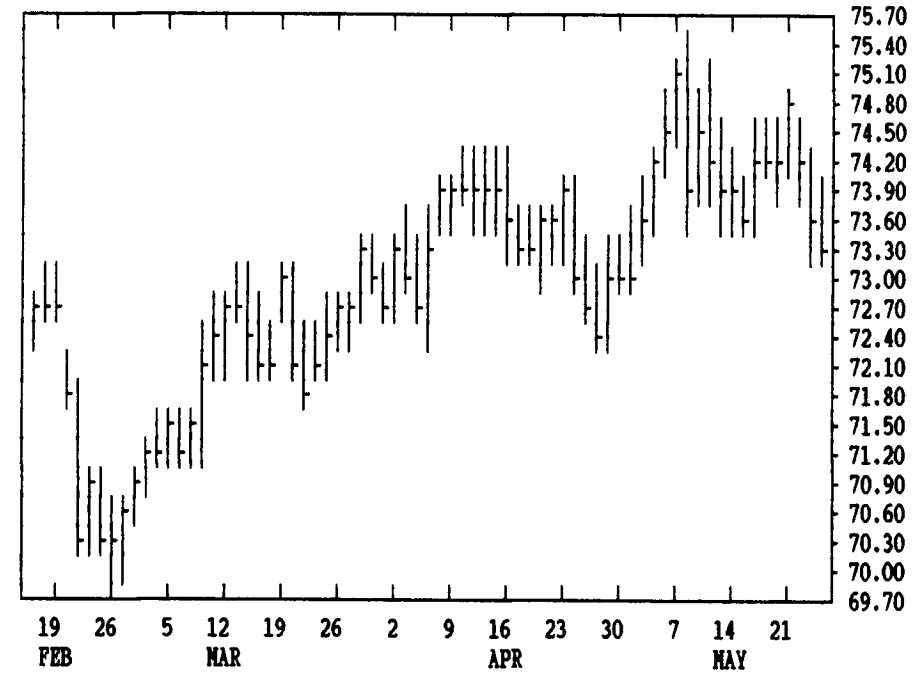
DTN LIVESTOCK XX JUNE HOGS

CONTRACT HIGH: 67.15 LOW: 44.25



DTN LIVESTOCK XX JUNE CATTLE

CONTRACT HIGH: 75.42 LOW: 69.75



DTN FUTURES 10 05/24/90

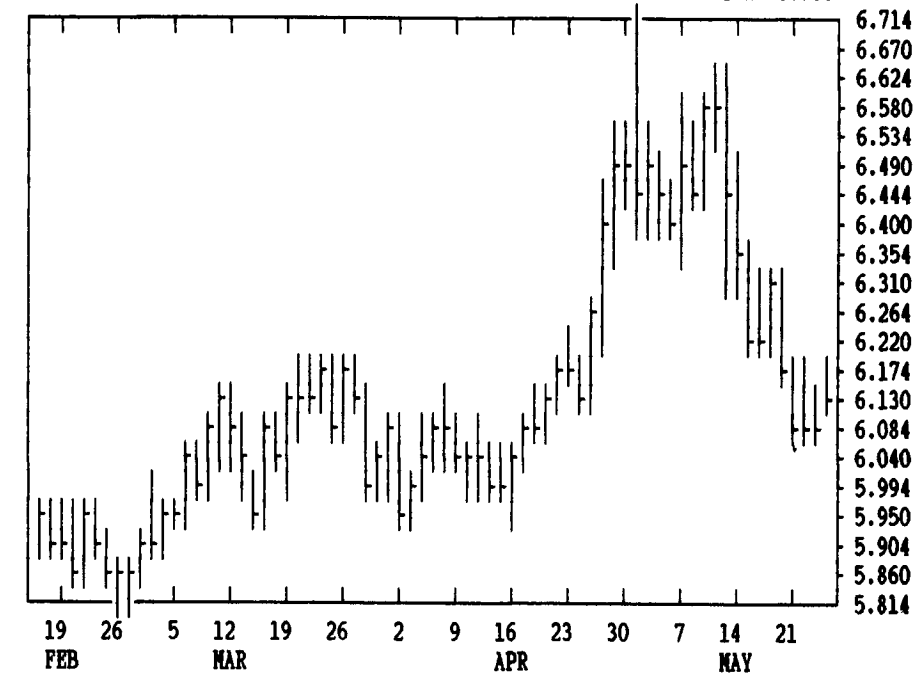
TECHNICAL COMMENTS

	PAST WEEK'S (ENDING 05/18)			APR 'S (ENDING 4/30)		CURRENT	
	HIGH	LOW	CLOSE	HIGH	LOW	SUPPORT	RESISTANCE
MAY WHT	3.90	3.81	3.85 3/4	3.74 3/4	3.53 1/4	.	.
JLY WHT	3.47 1/2	3.39	3.39 1/2	3.47	3.32	.	3.50
KC MAY	3.69 1/2	3.62 1/4	3.62 1/4	3.74 1/2	3.59 1/4	.	.
KC JLY	3.51	3.44 1/2	3.44 3/4	3.53	3.42 3/4	.	3.55
MAY CORN	2.91	2.81 1/2	2.83 3/4	2.83	2.62 1/4	.	.
JLY CORN	2.91 3/4	2.80 1/2	2.82 1/4	2.85	2.65	2.69	2.86
DEC90 CN	2.82	2.68	2.70 1/4	2.75	2.56 1/2	2.64	2.76
MAY BNS	6.34 1/2	6.09	6.09 1/2	6.39	5.81 1/2	.	.
JLY BNS	6.48 1/2	6.20	6.20 3/4	6.56	5.95	6.00	6.33
NOV90 BN	6.62 1/2	6.34	6.36 1/4	6.67	6.06 1/2	6.10	6.50
MAY NEAL	184.00	175.80	180.00	187.00	167.70	172.50	JLY 183.00
MAY OIL	24.88	24.00	24.51	23.80	21.37	22.75	JLY 25.00
JUN CTTL	74.65	73.57	74.32	74.20	72.40	73.00	75.45
AUG CTTL	73.90	72.10	73.67	73.17	71.12	72.00	.
MAY FDRS	85.65	84.60	85.52	83.40	80.87	82.00	AUG .
JUN HOGS	66.97	62.85	66.82	63.70	57.10	65.00	.
JUL HOGS	65.00	61.60	64.95	62.67	56.90	62.00	.
MAY BLLS	68.22	61.50	66.82	66.65	53.75	64.00	JLY 72.00

CORN				CHICAGO WHEAT				K.C. WHEAT						
	HIGH	LOW	LAST CHG		HIGH	LOW	LAST CHG		HIGH	LOW	LAST CHG			
JLY	2812	2770	2804*	+42	JLY	3354	3300	3304*	-32	JLY	3364	3320	3320*	-22
SEP	2754	2724	2746*	+36	SEP	3400	3344	3346*	-26	SEP	3412	3370	3370*	-20
DEC	2724	2694	2714*	+30	DEC	3524	3470	3472*	-26	DEC	3536	3500	3502*	-16
MAR	2780	2752	2774*	+34	MAR	3570	3524	3524*	-30	MAR	3590	3554	3554*	-14
MAY	2820	2800	2806*	+36	MAY	3494	3450	3450*	-34	MAY		3540*	+24	
JLY	2844	2820	2824*	+34										
SEP	2724	2710	2710*	-2	JLY			2430*	+14	JLY	3572	3520	3522*	-34
					SEP					SEP	3512	3456	3466*	-36
JLY	1536	1514	1524*	+10	DEC	2510	2450	2450*		DEC	3594	3544	3550*	-44
SEP	1606	1584	1592*	+6	MAR					MAR	3620	3614	3614*	-54
DEC	1710	1684	1694*	+10	MAY					MAY	3850	3500	3850	
SOYBEANS				SOYBEAN MEAL				SOYBEAN OIL						
JLY	6184	6120	6154*	+66	JLY	1817	1800	1815*	+20	JLY	2387	2350	2380*	+33
AUG	6244	6174	6216*	+64	AUG	1832	1820	1830*	+17	AUG	2365	2330	2363*	+36
SEP	6272	6210	6244*	+62	SEP	1850	1842	1846*	+21	SEP	2341	2310	2339*	+31
NOV	6342	6280	6322*	+74	OCT	1865	1850	1860*	+22	OCT	2306	2285	2295*	+10
JAN	6450	6400	6424*	+66	DEC	1902	1883	1899*	+23	DEC	2267	2250	2264*	+12
MAR	6550	6510	6546*	+82	JAN	1915	1910	1912*	+20	JAN	2245	2230	2242*	+15
MAY	6630	6594	6624*	+80	MAR	1947	1935	1947*	+17	MAR	2225	2210	2217*	+15
JLY	6700	6660	6700*	+94	MAY	1970	1960	1965*	+20	MAY	2200	2195	2195*	+4
LIVE CATTLE				FEEDER CATTLE				LIVE HOGS						
JUN	7395	7345	7350*	-22	AUG			8365		JUN	6595	6530	6585*	+15
AUG	7322	7275	7280*	-17	SEP			8297		JLY	6360	6300	6345*	+33
OCT	7560	7520	7540*	0	OCT			8297		AUG	6187	6120	6165*	+38
DEC	7560	7535	7537*	-25	NOV			8300		OCT	5407	5345	5390*	+28
FEB	7530	7500	7510*	-20	JAN			8300		DEC	5390	5345	5385*	+30
APR	7615	7582	7582*	-23	MAR			8180		FEB	5155	5120	5152*	+10
JUN	7335	7310	7320*	-5	APR			8160		APR	4790	4760	4790*	+20
AUG					MAY					JUN	5100	5100	5100*	0
SWISS FRANC				EURODOLLAR				PORK BELLIES						
JUN	7060	6997	6999*	-49	JUN	9163	9159	9160*	0	JLY	6640	6525	6547*	-168
SEP	7056	6992	6994*	-49	SEP	9164	9156	9157*	0	AUG	6430	6317	6357*	-133
DEC	7055	6995	6996*	-49	DEC	9150	9144	9145*	+2	FEB	6000	5925	5990*	+53
					MAR	9134	9128	9130*	+3	MAR	5925	5900	5925*	+65
					JUN	9117	9111	9113*	+2	MAY	5990	5990	5990*	+60
					SEP	9110	9105	9106*	+2	JLY				
BRITISH POUND				S&P 500 INDEX				W. GERMAN MARK						
JUN	16876	16788	16814*	-44	JUN	36110	35870	35985*	-90	JUN	5990	5931	5937*	-24
SEP	16610	16528	16550*	-46	SEP	36600	36365	36485*	-90	SEP	5990	5930	5936*	-25
DEC	16320	16306	16306*	-52	DEC	37045	36840	36945*	-90	DEC	5988	5934	5934*	-24
					MAR	37465	37280	37370*	-85	MAR	5954	5931	5931*	-23
JAPANESE YEN														
JUN	6632	6592	6629*	+23										
SEP	6649	6609	6646*	+22										
DEC	6665	6634	6665*	+23										

DTN GRAINS 21 JULY SOYBEANS

CONTRACT HIGH: 7.780 LOW: 5.780



DTN GRAINS 23 JULY SOY MEAL

CONTRACT HIGH: 720.0 LOW: 167.8

