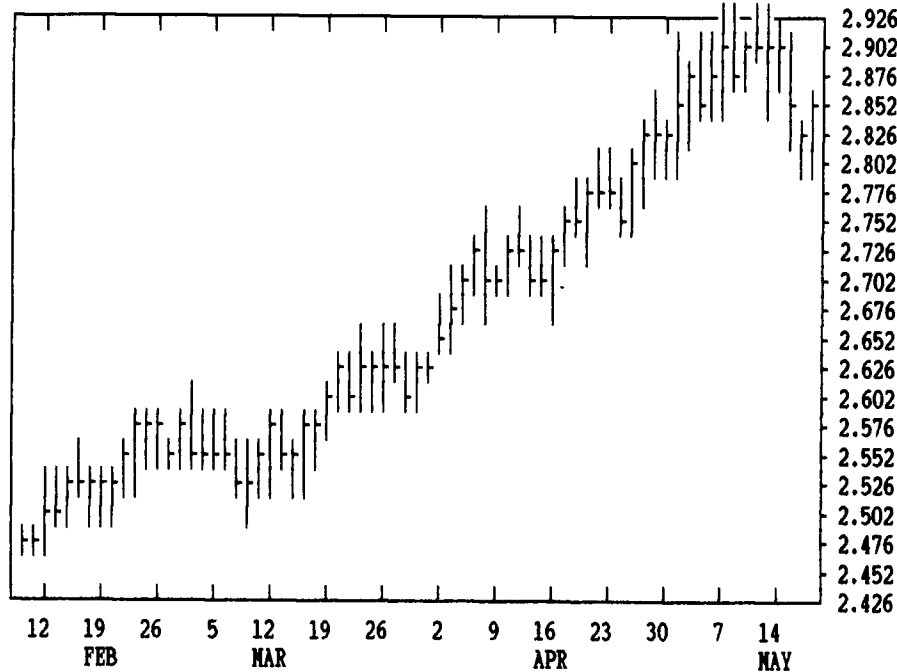


GRAIN, CATTLE AND HOG FUTURES MARKETS

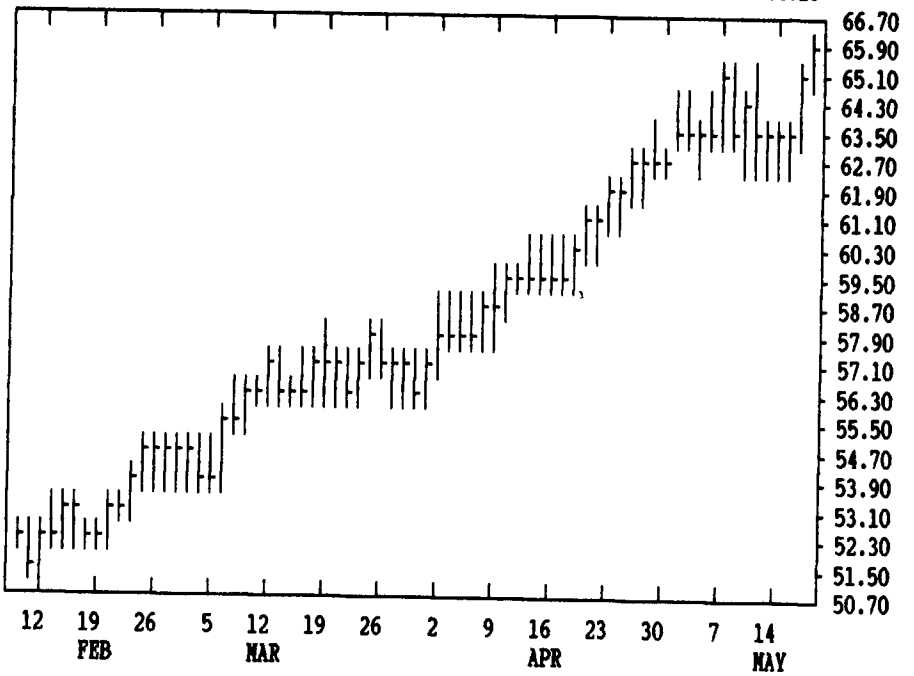
From DTN farmer satellite daily update. Service phone: (717) 691-7009.

(Closing bids: Thursday, May 17)

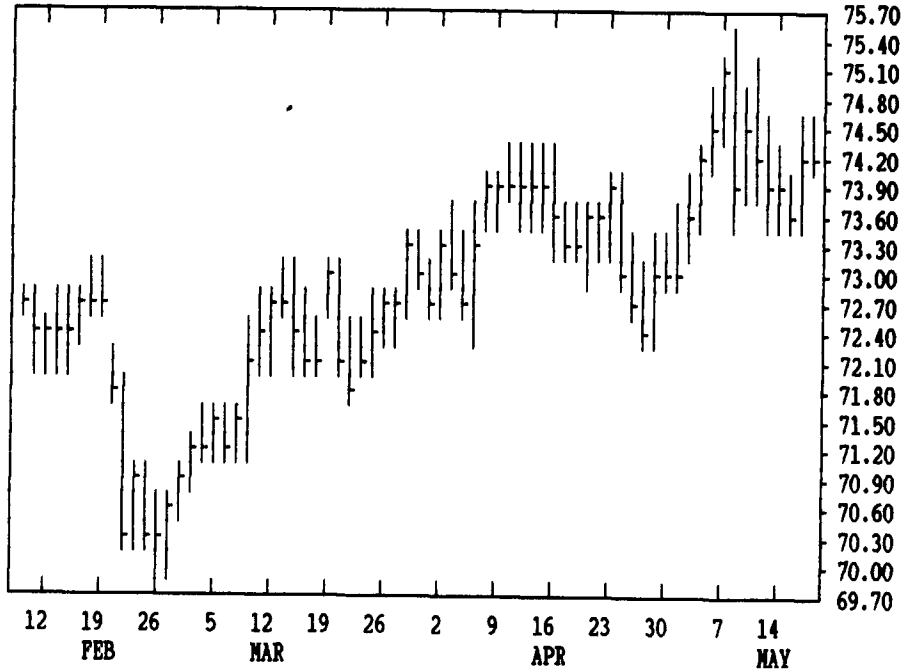
DTN GRAINS 16 JULY CORN CONTRACT HIGH: 2.936 LOW: 2.310



DTN LIVESTOCK XX JUNE HOGS CONTRACT HIGH: 66.35 LOW: 44.25



DTN LIVESTOCK XX JUNE CATTLE CONTRACT HIGH: 75.42 LOW: 69.75



DTN FUTURES	10 05/17/90			TECHNICAL COMMENTS			
	PAST WEEK'S (ENDING 05/11)			APR 'S (ENDING 4/30)		CURRENT	
	HIGH	LOW	CLOSE	HIGH	LOW	SUPPORT	RESISTANCE
MAY WHT	3.84 1/2	3.77	3.81 1/2	3.74 3/4	3.53 1/4	.	.
JLY WHT	3.55 1/2	3.41 3/4	3.44	3.47	3.32	3.32	3.50
KC MAY	3.84 1/2	3.63	3.68 1/2	3.74 1/2	3.59 1/4	.	.
KC JLY	3.60 1/2	3.46	3.49 3/4	3.53	3.42 3/4	.	3.55

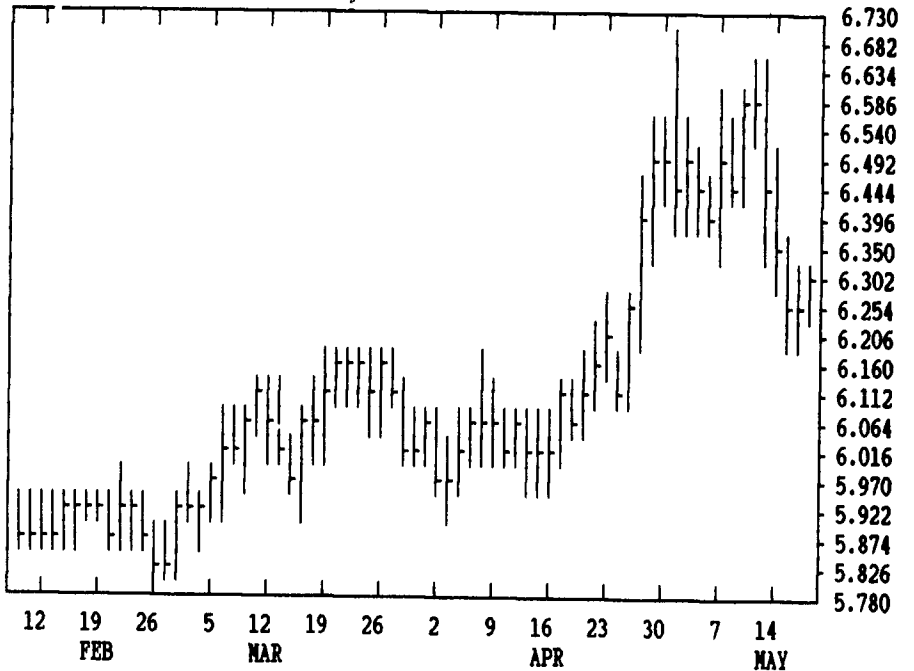
MAY CORN	2.93	2.85	2.87 1/2	2.83	2.62 1/4	.	.
JLY CORN	2.93 3/4	2.86 3/4	2.90	2.85	2.65	2.80	2.94
DEC90 CN	2.78 1/4	2.68 1/2	2.80	2.75	2.56 1/2	2.68	2.82
MAY BNS	6.51	6.21 1/2	6.32	6.39	5.81 1/2	.	.
JLY BNS	6.64 1/2	6.34	6.43 3/4	6.56	5.95	6.20	6.65
NOV90 BN	6.78 1/2	6.46	6.57 1/2	6.67	6.06 1/2	6.25	6.72 1/2
MAY MEAL	188.80	179.60	182.70	187.00	167.70	172.50	JLY 185-187
MAY OIL	24.88	23.31	24.53	23.80	21.37	22.75	JLY 25.00

CORN				CHICAGO WHEAT				K.C. WHEAT			
HIGH	LOW	LAST	CHG	HIGH	LOW	LAST	CHG	HIGH	LOW	LAST	CHG
MAY 2866	2826	2866*	+42	MAY 3900	3876	3894*	+4	MAY 3664	3630	3630*	-32
JLY 2852	2814	2846*	+24	JLY 3460	3432	3440*	0	JLY 3494	3474	3476*	-6
SEP 2784	2754	2780*	+12	SEP 3494	3470	3474*	-2	SEP 3544	3522	3522*	-14
DEC 2744	2710	2742*	+16	DEC 3622	3594	3602*	-6	DEC 3664	3640	3642*	-12
MAR 2800	2766	2794*	+10	MAR 3664	3640	3654*	0	MAR 3704	3694	3700*	-2
MAY 2830	2804	2814*	+10	K.C. SORGHUM				MINN WHEAT			
JLY 2850	2840	2844*	+10	MAY 2580	2462	2480*	+10	MAY 3894	3824	3860*	-24
				JLY 2570	2470	2484*	+14	JLY 3672	3636	3640*	-14
MAY 1544	1532	1544*	+4	SEP				SEP 3614	3580	3600*	-2
JLY 1616	1590	1614*	+10	DEC 2450	2450	2450		DEC 3700	3674	3690*	-40
SEP 1686	1664	1682*	+2	MAR				MAR 3740	3740	3740*	+10

SOYBEANS				SOYBEAN MEAL				SOYBEAN OIL			
HIGH	LOW	LAST	CHG	HIGH	LOW	LAST	CHG	HIGH	LOW	LAST	CHG
MAY 6210	6134	6170*	+40	MAY 1800	1768	1799*	+34	MAY 2466	2408	2457*	+39
JLY 6330	6244	6310*	+56	JLY 1822	1794	1816*	+27	JLY 2453	2398	2441*	+32
AUG 6390	6304	6374*	+60	AUG 1840	1810	1832*	+25	AUG 2430	2382	2426*	+33
SEP 6414	6314	6390*	+80	SEP 1855	1825	1852*	+27	SEP 2400	2362	2396*	+29
NOV 6480	6374	6460*	+86	OCT 1878	1845	1872*	+27	OCT 2370	2340	2370*	+35
JAN 6574	6474	6570*	+94	DEC 1920	1882	1911*	+29	DEC 2342	2307	2335*	+23
MAR 6674	6584	6662*	+84	JAN 1930	1905	1930*	+28	JAN 2315	2295	2310*	+20
MAY 6750	6650	6720*	+60	MAR 1966	1960	1965*	+35	MAR 2290	2275	2290*	+18

LIVE CATTLE				FEEDER CATTLE				LIVE HOGS			
HIGH	LOW	LAST	CHG	HIGH	LOW	LAST	CHG	HIGH	LOW	LAST	CHG
JUN 7465	7415	7420*	-22	MAY 8485	8475	8482*	+7	JUN 6635	6520	6610*	+110
AUG 7377	7317	7320*	-7	AUG 8380	8355	8365*	-5	JLY 6465	6370	6442*	+75
OCT 7555	7505	7522*	+12	SEP 8325	8305	8325*	0	AUG 6285	6215	6237*	+27
DEC 7575	7542	7565*	+18	OCT 8320	8300	8312*	+7	OCT 5560	5500	5512*	-20
FEB 7575	7550	7557*	+2	NOV 8330	8310	8330*	+5	DEC 5500	5440	5460*	-7
APR 7630	7595	7617*	+10	JAN 8300	8280	8297*	-3	FEB 5260	5215	5245*	+8
JUN 7410	7385	7395*	0	MAR 8200	8185	8185*	-10	APR 4860	4825	4855*	+23
AUG				APR 8135	8135	8135*		JUN 5160	5130	5155*	+30

DTN GRAINS 21 JULY SOYBEANS CONTRACT HIGH: 7.780 LOW: 5.780



DTN GRAINS 23 JULY SOY MEAL CONTRACT HIGH: 720.0 LOW: 167.8

