

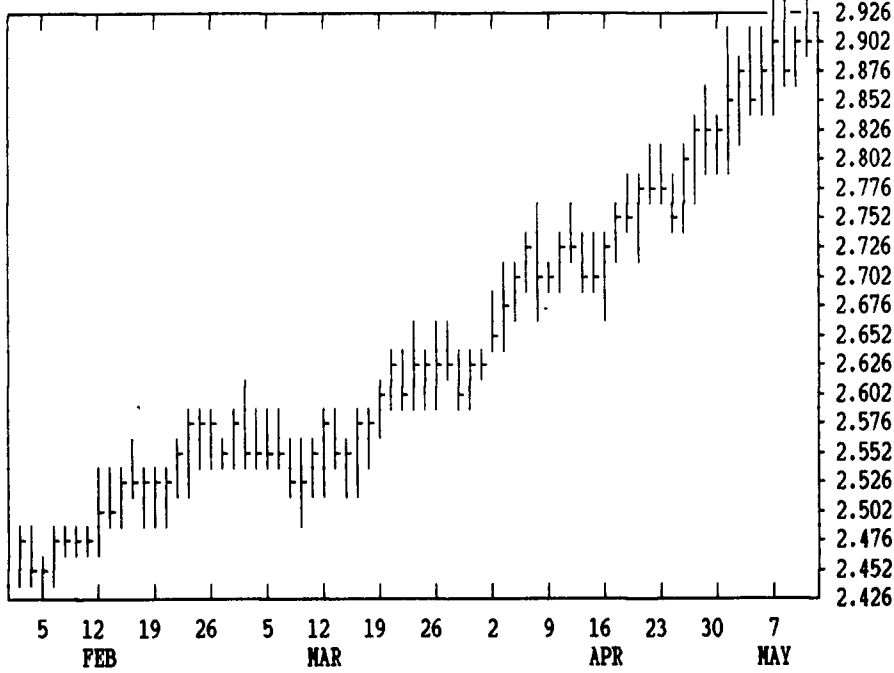
# GRAIN, CATTLE AND HOG FUTURES MARKETS

From DTN farmer satellite daily update. Service phone: (717) 691-7809.

(Closing bids: Thursday, May 10)

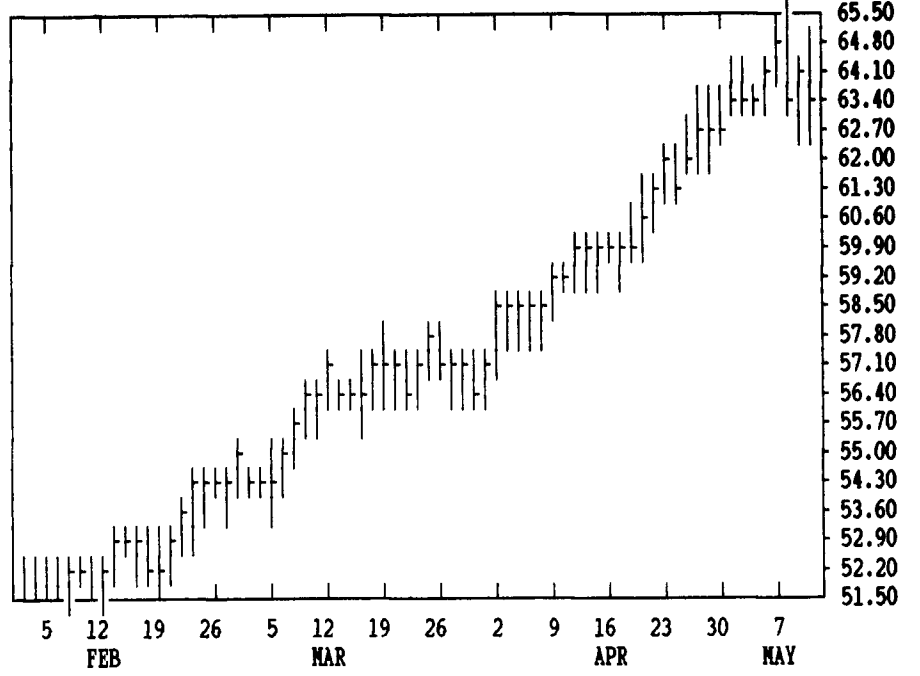
DTN GRAINS 16 JULY CORN

CONTRACT HIGH: 2.936 LOW: 2.310



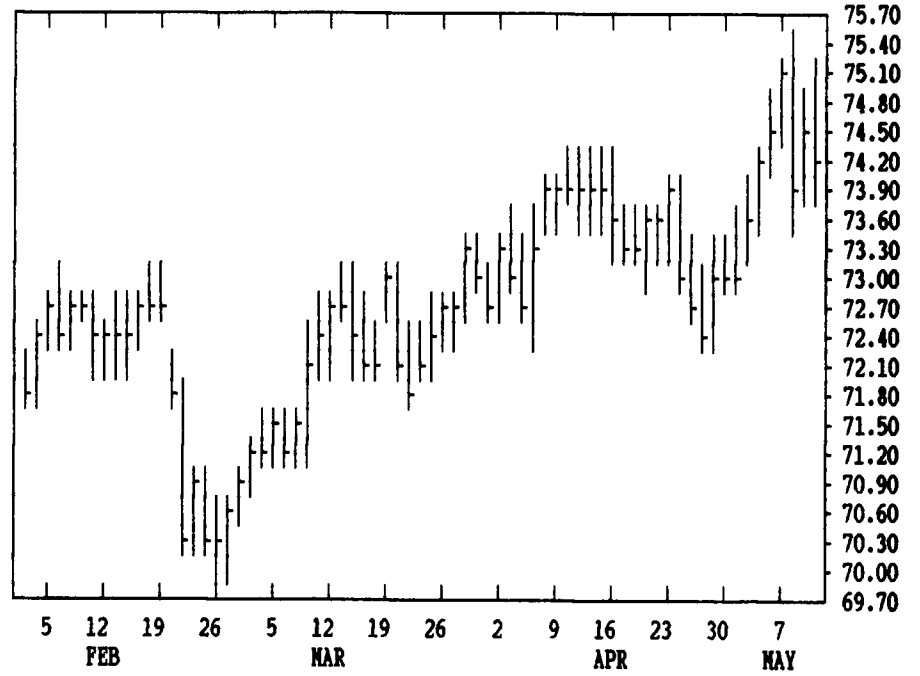
DTN LIVESTOCK XX JUNE HOGS

CONTRACT HIGH: 65.45 LOW: 44.25



DTN LIVESTOCK XX JUNE CATTLE

CONTRACT HIGH: 75.42 LOW: 69.75



DTN FUTURES 10 05/10/90

TECHNICAL COMMENTS

|         | PAST WEEK'S (ENDING 05/04) |          |          | APR 'S (ENDING 4/30) |          | CURRENT  |            |
|---------|----------------------------|----------|----------|----------------------|----------|----------|------------|
|         | HIGH                       | LOW      | CLOSE    | HIGH                 | LOW      | SUPPORT  | RESISTANCE |
| MAY WHT | 3.78 1/2                   | 3.67 1/2 | 3.77 1/4 | 3.74 3/4             | 3.53 1/4 | .        | .          |
| JLY WHT | 3.54                       | 3.40 1/2 | 3.49 3/4 | 3.47                 | 3.32     | 3.30     | 3.55 1/2   |
| KC MAY  | 3.81                       | 3.68 3/4 | 3.80 1/2 | 3.74 1/2             | 3.59 1/4 | .        | .          |
| KC JLY  | 3.60                       | 3.47 1/2 | 3.55 3/4 | 3.53                 | 3.42 3/4 | 3.41 1/2 | 3.60 1/2   |

|          |          |          |          |        |          |        |            |
|----------|----------|----------|----------|--------|----------|--------|------------|
| MAY CORN | 2.89 1/4 | 2.78 3/4 | 2.87 1/4 | 2.83   | 2.62 1/4 | .      | .          |
| JLY CORN | 2.91 1/4 | 2.80 3/4 | 2.88 1/4 | 2.85   | 2.65     | 2.80   | .          |
| DEC90 CN | 2.78     | 2.68 1/4 | 2.70 1/4 | 2.75   | 2.56 1/2 | 2.68   | .          |
| MAY BNS  | 6.55     | 6.24 1/2 | 6.26 1/2 | 6.39   | 5.81 1/2 | .      | .          |
| JLY BNS  | 6.71 1/2 | 6.40     | 6.40 1/2 | 6.56   | 5.95     | 6.20   | 6.71 1/2   |
| NOV90 BN | 6.82     | 6.52     | 6.52 1/2 | 6.67   | 6.06 1/2 | 6.25   | 6.82       |
| MAY MEAL | 192.00   | 181.30   | 181.10   | 187.00 | 167.70   | 180.00 | JLY 196.70 |
| MAY OIL  | 23.82    | 22.60    | 23.47    | 23.80  | 21.37    | 22.75  | JLY .      |

|          |       |       |       |       |       |       |       |
|----------|-------|-------|-------|-------|-------|-------|-------|
| JUN CTTL | 74.90 | 72.95 | 74.65 | 74.20 | 72.40 | 72.00 | .     |
| AUG CTTL | 72.82 | 71.55 | 72.50 | 73.17 | 71.12 | 71.10 | 73.20 |
| MAY FDRS | 84.02 | 82.22 | 83.85 | 83.40 | 80.87 | 81.00 | .     |
| JUN HOGS | 64.55 | 62.55 | 63.97 | 63.70 | 57.10 | 62.00 | .     |
| JUL HOGS | 63.70 | 61.37 | 63.30 | 62.67 | 56.90 | 61.00 | .     |
| MAY BLLS | 71.55 | 64.00 | 64.65 | 66.65 | 53.75 | 63.00 | JLY . |

| CORN |      |      |          | CHICAGO WHEAT |      |      |          | K.C. WHEAT |      |     |          |      |       |     |
|------|------|------|----------|---------------|------|------|----------|------------|------|-----|----------|------|-------|-----|
|      | HIGH | LOW  | LAST CHG |               | HIGH | LOW  | LAST CHG |            | HIGH | LOW | LAST CHG |      |       |     |
| MAY  | 2912 | 2882 | 2892*    | -6            | MAY  | 3836 | 3804     | 3820*      | +24  | MAY | 3784     | 3710 | 3720* | -64 |
| JLY  | 2932 | 2904 | 2916*    | +10           | JLY  | 3514 | 3482     | 3492*      | -2   | JLY | 3564     | 3532 | 3536* | -30 |
| SEP  | 2842 | 2810 | 2830*    | +20           | SEP  | 3570 | 3540     | 3544*      | 0    | SEP | 3604     | 3574 | 3574* | -32 |
| DEC  | 2782 | 2752 | 2774*    | +26           | DEC  | 3694 | 3664     | 3666*      | -10  | DEC | 3722     | 3690 | 3690* | -32 |
| MAR  | 2836 | 2802 | 2830*    | +26           | MAR  | 3750 | 3724     | 3724*      | -24  | MAR | 3754     | 3734 | 3734* | -12 |
| MAY  | 2862 | 2834 | 2850*    | +30           |      |      |          |            |      |     |          |      |       |     |
| JLY  | 2882 | 2854 | 2876*    | +32           |      |      |          |            |      |     |          |      |       |     |

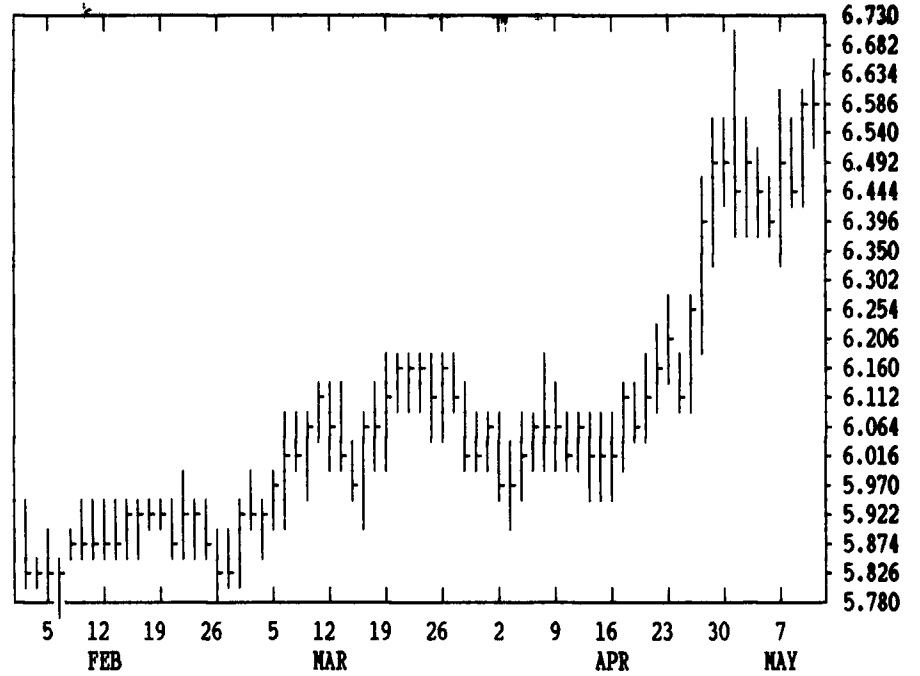
| SOYBEANS |      |      |          | SOYBEAN MEAL |      |      |          | SOYBEAN OIL |      |     |          |      |       |    |
|----------|------|------|----------|--------------|------|------|----------|-------------|------|-----|----------|------|-------|----|
|          | HIGH | LOW  | LAST CHG |              | HIGH | LOW  | LAST CHG |             | HIGH | LOW | LAST CHG |      |       |    |
| MAY      | 6510 | 6434 | 6480*    | +12          | MAY  | 1888 | 1865     | 1881*       | +11  | MAY | 2472     | 2452 | 2458* | -6 |
| JLY      | 6644 | 6564 | 6604*    | +10          | JLY  | 1932 | 1905     | 1921*       | +10  | JLY | 2477     | 2456 | 2465* | -3 |
| AUG      | 6704 | 6634 | 6672*    | +12          | AUG  | 1955 | 1925     | 1940*       | +5   | AUG | 2465     | 2446 | 2458* | -3 |
| SEP      | 6724 | 6654 | 6666*    | -14          | SEP  | 1970 | 1947     | 1955*       | +3   | SEP | 2445     | 2430 | 2436* | -5 |
| NOV      | 6784 | 6720 | 6734*    | -14          | OCT  | 1988 | 1965     | 1970*       | 0    | OCT | 2415     | 2405 | 2412* | 0  |
| JAN      | 6884 | 6820 | 6834*    | -22          | DEC  | 2025 | 2000     | 2006*       | -3   | DEC | 2396     | 2377 | 2390* | +4 |
| MAR      | 6980 | 6924 | 6924*    | -30          | JAN  | 2020 | 2020     | 2020*       | -5   | JAN | 2375     | 2365 | 2371* | +4 |
| MAY      | 7060 | 7010 | 7014*    | -30          | MAR  | 2070 | 2045     | 2055*       | -10  | MAR | 2360     | 2350 | 2357* | +7 |

| LIVE CATTLE |      |      |          | FEEDER CATTLE |      |      |          | LIVE HOGS |      |     |          |      |       |     |
|-------------|------|------|----------|---------------|------|------|----------|-----------|------|-----|----------|------|-------|-----|
|             | HIGH | LOW  | LAST CHG |               | HIGH | LOW  | LAST CHG |           | HIGH | LOW | LAST CHG |      |       |     |
| JUN         | 7512 | 7405 | 7420*    | -52           | MAY  | 8485 | 8440     | 8460*     | +8   | JUN | 6517     | 6320 | 6362* | -80 |
| AUG         | 7290 | 7185 | 7220*    | -42           | AUG  | 8325 | 8260     | 8265*     | -35  | JLY | 6420     | 6190 | 6252* | -88 |
| OCT         | 7485 | 7425 | 7430*    | -37           | SEP  | 8290 | 8250     | 8250*     | -30  | AUG | 6217     | 6035 | 6092* | -65 |
| DEC         | 7535 | 7480 | 7492*    | -30           | OCT  | 8290 | 8255     | 8257*     | -25  | OCT | 5550     | 5387 | 5422* | -28 |
| FEB         | 7550 | 7505 | 7505*    | -30           | NOV  | 8305 | 8280     | 8280*     | -20  | DEC | 5480     | 5310 | 5365* | +28 |
| APR         | 7590 | 7550 | 7550*    | -25           | JAN  | 8290 | 8245     | 8290*     | +13  | FEB | 5205     | 5100 | 5145* | +25 |
| JUN         | 7400 | 7400 | 7400*    | -15           | MAR  | 8195 | 8155     | 8155*     | -25  | APR | 4870     | 4790 | 4810* | -10 |
| AUG         |      |      |          |               | APR  |      |          |           |      | JUN | 5170     | 5105 | 5105* | -5  |

| SWISS FRANC |      |      |          | EURODOLLAR |      |      |          | PORK BELLIES |      |     |          |      |       |      |
|-------------|------|------|----------|------------|------|------|----------|--------------|------|-----|----------|------|-------|------|
|             | HIGH | LOW  | LAST CHG |            | HIGH | LOW  | LAST CHG |              | HIGH | LOW | LAST CHG |      |       |      |
| JUN         | 7180 | 7128 | 7179*    | +45        | JUN  | 9150 | 9144     | 9149*        | +7   | MAY | 6875     | 6595 | 6600* | -195 |
| SEP         | 7179 | 7127 | 7176*    | +45        | SEP  | 9138 | 9126     | 9136*        | +11  | JLY | 6930     | 6645 | 6645* | -200 |
| DEC         | 7179 | 7130 | 7179*    | +45        | DEC  | 9117 | 9106     | 9115*        | +10  | AUG | 6665     | 6375 | 6375* | -200 |
|             |      |      |          |            | MAR  | 9099 | 9091     | 9098*        | +8   | FEB | 6152     | 5935 | 5972* | +2   |
|             |      |      |          |            | JUN  | 9084 | 9077     | 9084*        | +8   | MAR | 6080     | 5900 | 5930* | +30  |
|             |      |      |          |            | SEP  | 9080 | 9071     | 9078*        | +8   | MAY | 6075     | 5950 | 5955* | -15  |

DTN GRAINS 21 JULY SOYBEANS

CONTRACT HIGH: 7.780 LOW: 5.780



DTN GRAINS 23 JULY SOY MEAL

CONTRACT HIGH: 720.0 LOW: 167.8

