

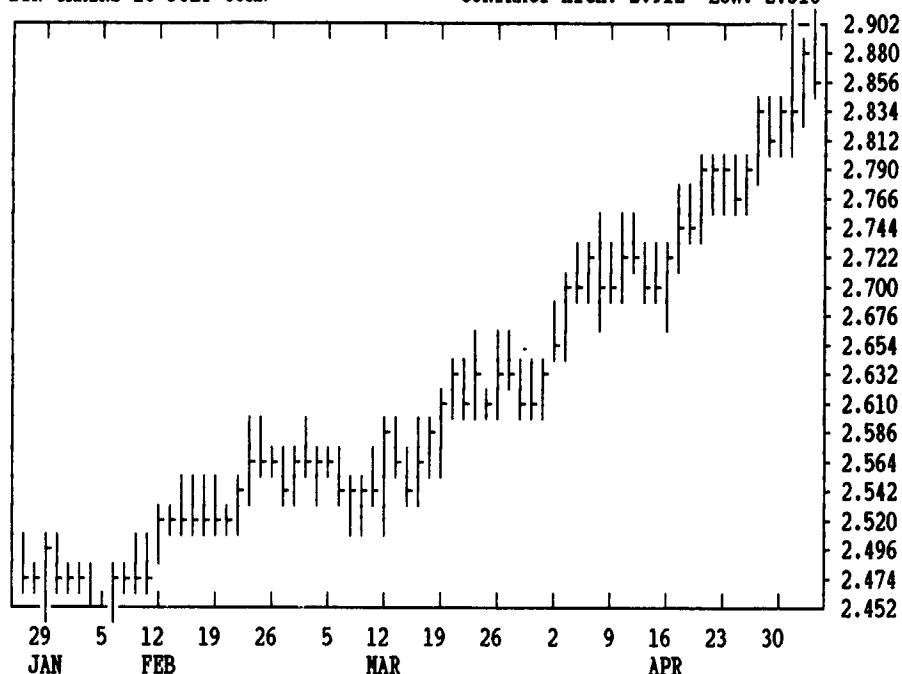
GRAIN, CATTLE AND HOG FUTURES MARKETS

From DTN farmer satellite daily update. Service phone: (717) 691-7009.

Closing bids: Thursday, May 3

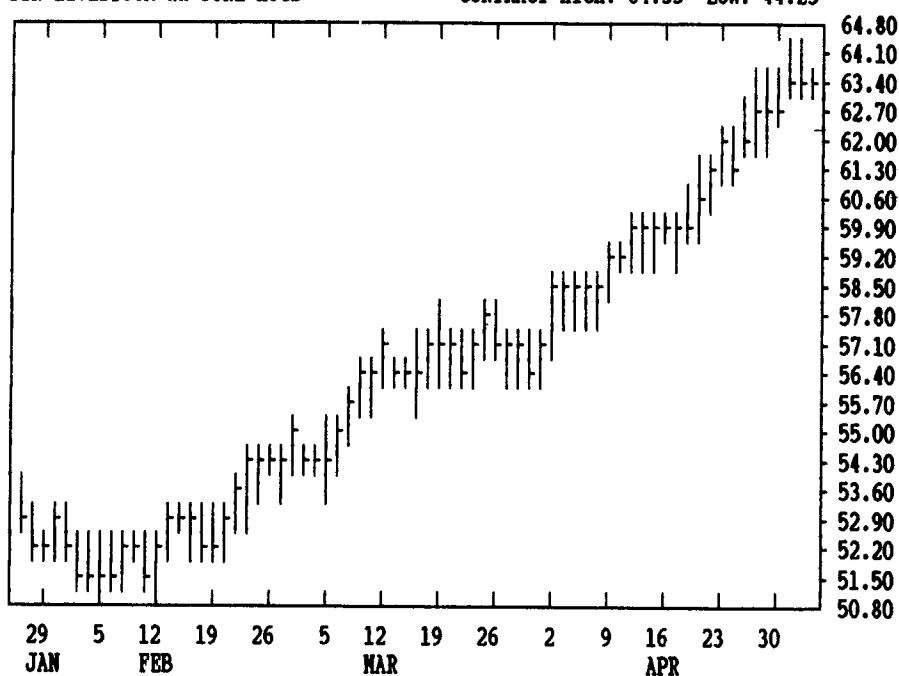
DTN GRAINS 16 JULY CORN

CONTRACT HIGH: 2.912 LOW: 2.310



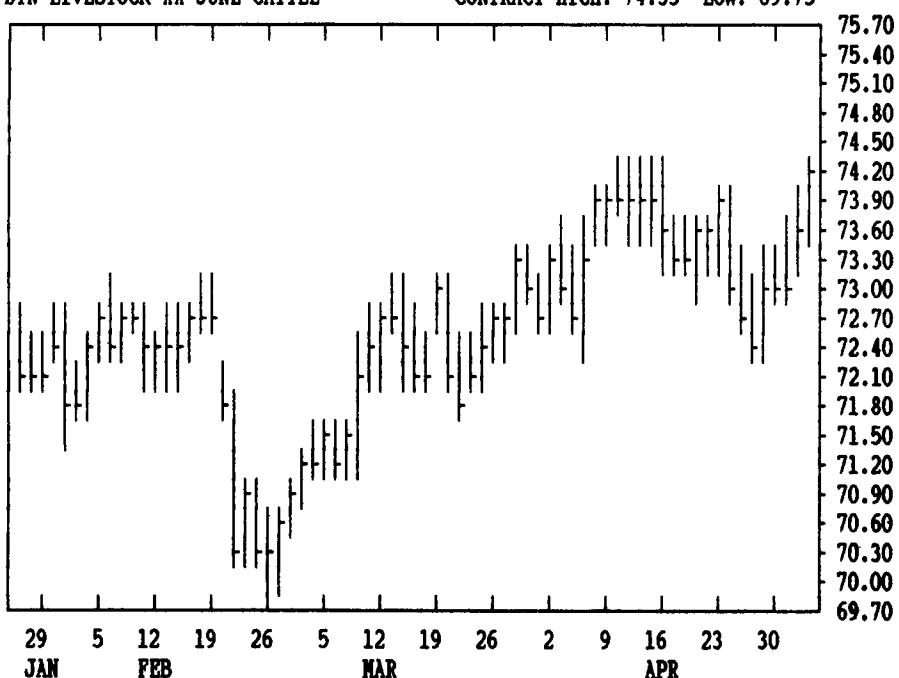
DTN LIVESTOCK XX JUNE HOGS

CONTRACT HIGH: 64.55 LOW: 44.25



DTN LIVESTOCK XX JUNE CATTLE

CONTRACT HIGH: 74.35 LOW: 69.75

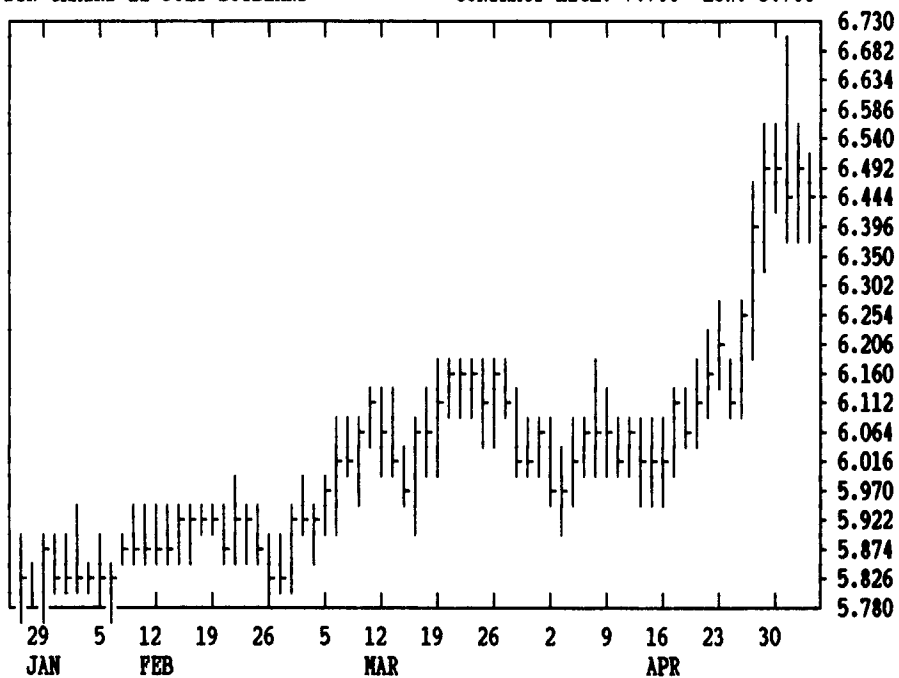


| DTN FUTURES | 10 05/03/90 | TECHNICAL COMMENTS | | | | 5 DAY SLOWED | | |
|-------------|-------------|--------------------|-----------------|----------|------------|--------------|----|----|
| | | CLOSE | MOVING AVERAGES | RSI'S | STOCHASTIC | K | D | |
| | | 4-DAY | 9-DAY | 18-DAY | 9 DAY | 14 DAY | | |
| JLY WHEAT | 3.46 3/4 | 3.45 3/8 | 3.40 3/8 | 3.40 1/2 | 62 | 59 | 59 | 65 |
| SEP WHEAT | 3.52 3/4 | 3.51 3/8 | 3.46 1/2 | 3.46 3/4 | 62 | 59 | 58 | 64 |
| KC JLY WHT | 3.53 3/4 | 3.52 1/2 | 3.48 5/8 | 3.48 | 65 | 61 | 57 | 62 |
| KC SEP WHT | 3.58 | 3.56 5/8 | 3.52 7/8 | 3.52 1/2 | 64 | 60 | 55 | 60 |
| JLY CORN | 2.87 | 2.85 7/8 | 2.82 7/8 | 2.78 3/4 | 75 | 74 | 65 | 67 |
| SEP CORN | 2.77 1/4 | 2.77 1/2 | 2.75 3/8 | 2.71 3/4 | 67 | 68 | 50 | 58 |
| DEC90 CRN | 2.70 3/4 | 2.71 3/8 | 2.70 | 2.67 | 61 | 62 | 38 | 50 |
| JLY BNS | 6.44 | 6.47 | 6.37 7/8 | 6.23 1/4 | 64 | 64 | 46 | 60 |
| AUG BNS | 6.49 3/4 | 6.52 | 6.43 3/8 | 6.28 1/2 | 67 | 69 | 46 | 60 |
| NOV90 BNS | 6.56 1/4 | 6.58 3/8 | 6.49 1/8 | 6.34 1/2 | 66 | 66 | 48 | 61 |
| JLY NEAL | 188.10 | 189.35 | 184.37 | 180.27 | 68 | 66 | 61 | 72 |
| JLY OIL | 23.45 | 23.41 | 23.54 | 23.06 | 56 | 58 | 45 | 46 |
| JUN CFTL | 74.30 | 73.52 | 73.30 | 73.51 | 67 | 62 | 82 | 61 |
| AUG CFTL | 72.47 | 72.02 | 71.84 | 72.31 | 58 | 55 | 69 | 55 |
| MAY FDRS | 83.67 | 82.90 | 82.20 | 82.39 | 73 | 67 | 81 | 81 |
| JUN HOGS | 63.85 | 63.67 | 63.02 | 61.59 | 88 | 86 | 70 | 72 |
| JUL HOGS | 62.95 | 62.67 | 62.13 | 60.98 | 86 | 85 | 66 | 63 |
| JLY BELS | 69.55 | 68.68 | 66.30 | 62.62 | 94 | 91 | 86 | 89 |

| CORN | | | | CHICAGO WHEAT | | | | K.C. WHEAT | | | |
|---------------|-------|--------|-----|---------------|-------|--------|-----|----------------|------|-------|-----|
| HIGH | LOW | LAST | CHG | HIGH | LOW | LAST | CHG | HIGH | LOW | LAST | CHG |
| MAY 2876 | 2840 | 2854* | -22 | MAY 3770 | 3720 | 3724* | -10 | MAY 3800 | 3766 | 3766* | +6 |
| JLY 2896 | 2856 | 2870* | -20 | JLY 3500 | 3460 | 3466* | -6 | JLY 3570 | 3532 | 3536* | -4 |
| SEP 2800 | 2764 | 2772* | -30 | SEP 3560 | 3520 | 3526* | -2 | SEP 3604 | 3574 | 3580* | -4 |
| DEC 2744 | 2700 | 2706* | -24 | DEC 3686 | 3650 | 3654* | -2 | DEC 3710 | 3676 | 3680* | -2 |
| MAR 2790 | 2746 | 2756* | -24 | MAR 3740 | 3704 | 3714* | 0 | MAR 3724 | 3664 | 3714* | -10 |
| MAY 2812 | 2774 | 2780* | -20 | K.C. SORGHUM | | | | MINN WHEAT | | | |
| JLY 2814 | 2800 | 2800* | -24 | MAY 2510 | 2462 | 2510* | 0 | MAY 3794 | 3764 | 3764* | -10 |
| OATS | | | | JLY 2560 | 2560 | 2560* | 0 | JLY 3680 | 3640 | 3642* | -26 |
| MAY 1696 | 1660 | 1664* | -20 | SEP 3660 | 3620 | 3622* | -30 | SEP 3760 | 3704 | 3704* | -24 |
| JLY 1786 | 1754 | 1764* | -14 | DEC 2450 | 2450 | 2450 | | MAR 3760 | 3760 | 3760* | 0 |
| SEP 1850 | 1814 | 1830* | -20 | SOYBEAN MEAL | | | | SOYBEAN OIL | | | |
| SOYBEANS | | | | MAY 1850 | 1823 | 1826* | -31 | MAY 2356 | 2310 | 2325* | -18 |
| MAY 6360 | 6274 | 6296* | -66 | JLY 1903 | 1875 | 1881* | -22 | JLY 2375 | 2325 | 2345* | -14 |
| JLY 6520 | 6430 | 6440* | -76 | AUG 1921 | 1897 | 1902* | -19 | AUG 2367 | 2325 | 2341* | -14 |
| AUG 6580 | 6490 | 6496* | -74 | SEP 1940 | 1915 | 1917* | -22 | SEP 2348 | 2307 | 2322* | -15 |
| SEP 6580 | 6480 | 6492* | -84 | OCT 1960 | 1930 | 1930* | -25 | OCT 2315 | 2285 | 2305* | 0 |
| NOV 6630 | 6544 | 6562* | -60 | DEC 2000 | 1970 | 1977* | -14 | DEC 2303 | 2265 | 2286* | -6 |
| JAN 6730 | 6654 | 6666* | -62 | JAN 2020 | 1990 | 1990* | -10 | JAN 2290 | 2258 | 2272* | -9 |
| MAR 6830 | 6764 | 6770* | -60 | MAR 2045 | 2016 | 2039* | -1 | MAR 2270 | 2245 | 2257* | -8 |
| MAY 6910 | 6850 | 6860* | -50 | LIVE CATTLE | | | | LIVE HOGS | | | |
| LIVE CATTLE | | | | HIGH | LOW | LAST | CHG | HIGH | LOW | LAST | CHG |
| JUN 7435 | 7382 | 7430* | +70 | MAY 8395 | 8300 | 8367* | +95 | JUN 6390 | 6325 | 6385* | -2 |
| AUG 7250 | 7202 | 7247* | +45 | AUG 8290 | 8250 | 8285* | +43 | JLY 6310 | 6245 | 6295* | +15 |
| OCT 7455 | 7420 | 7445* | +33 | SEP 8260 | 8230 | 8260* | +28 | AUG 6130 | 6075 | 6127* | +32 |
| DEC 7515 | 7490 | 7510* | +25 | OCT 8270 | 8240 | 8270* | +30 | OCT 5445 | 5365 | 5437* | +55 |
| FEB 7535 | 7510 | 7525* | +20 | NOV 8275 | 8247 | 8275* | +30 | DEC 5330 | 5280 | 5327* | +27 |
| APR 7600 | 7580 | 7587* | +15 | JAN 8270 | 8240 | 8270* | +28 | FEB 5150 | 5122 | 5137* | -8 |
| JUN 7460 | 7460 | 7460* | +10 | MAR 8190 | 8190 | 8190* | +15 | APR 4835 | 4815 | 4825* | -35 |
| AUG | | | | APR | | | | JUN 5145 | 5125 | 5125* | -5 |
| SWISS FRANC | | | | EURODOLLAR | | | | PORK BELLIES | | | |
| JUN 6882 | 6859 | 6867* | 0 | JUN 9117 | 9114 | 9114* | +1 | MAY 7070 | 6880 | 6967* | -10 |
| SEP 6875 | 6852 | 6864* | 0 | SEP 9085 | 9080 | 9081* | +3 | JLY 7050 | 6880 | 6955* | +10 |
| DEC 6870 | 6864 | 6864* | 0 | DEC 9065 | 9061 | 9061* | +3 | AUG 6790 | 6660 | 6670* | -62 |
| BRITISH POUND | | | | MAR 9057 | 9053 | 9053* | +4 | FEB 6010 | 5877 | 5915* | -22 |
| JUN 16324 | 16288 | 16302* | +8 | JUN 9050 | 9043 | 9046* | +4 | MAR 5935 | 5900 | 5900* | -20 |
| SEP 16074 | 16044 | 16054* | +10 | SEP 9047 | 9044 | 9045* | +4 | MAY 5935 | 5935 | 5935* | -5 |
| DEC 15854 | 15818 | 15830* | +12 | S&P 500 INDEX | | | | W. GERMAN MARK | | | |
| JAPANESE YEN | | | | JUN 33890 | 33620 | 33715* | +20 | JUN 5958 | 5942 | 5946* | +11 |
| JUN 6353 | 6330 | 6337* | +6 | SEP 34365 | 34120 | 34195* | +20 | SEP 5958 | 5947 | 5950* | +12 |
| SEP 6377 | 6355 | 6360* | +6 | DEC 34830 | 34570 | 34640* | +15 | DEC 5952 | 5950 | 5950* | +12 |
| DEC 6395 | 6385 | 6385* | +6 | MAR 35300 | 35070 | 35110* | +10 | MAR 5950 | 5948 | 5950* | +12 |

DTN GRAINS 21 JULY SOYBEANS

CONTRACT HIGH: 7.780 LOW: 5.780



DTN GRAINS 23 JULY SOY MEAL

CONTRACT HIGH: 720.0 LOW: 167.8

