

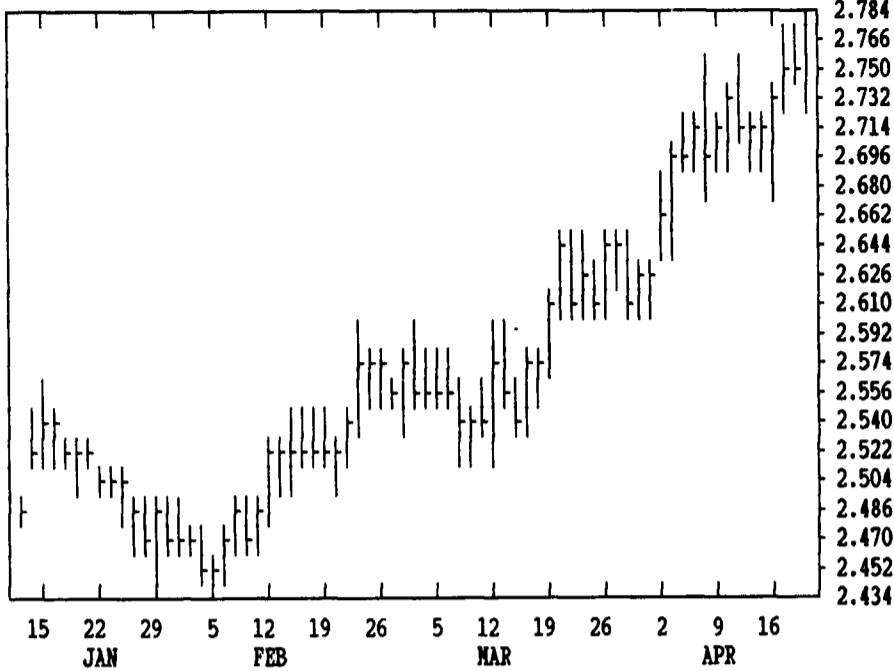
# GRAIN, CATTLE AND HOG FUTURES MARKETS

From DTN farmer satellite daily update. Service phone: (717) 691-7000.

Closing bids: Thursday, April 19

DTN GRAINS 16 JULY CORN

CONTRACT HIGH: 2.850 LOW: 2.310



	CLOSE	MOVING AVERAGES			RSI'S		STOCHASTIC	
		4-DAY	9-DAY	18-DAY	9 DAY	14 DAY	K	D
MAY WHEAT	3.69	3.67 3/8	3.65 1/2	3.61 7/8	61	58	54	64
JLY WHEAT	3.42 1/2	3.42 3/8	3.40 5/8	3.40 1/2	56	53	63	63
KC MAY WHT	3.67 1/2	3.68 1/2	3.66	3.64	58	56	55	68
KC JLY WHT	3.49	3.49	3.47 1/4	3.47 1/8	56	53	64	66

MAY CORN	2.77	2.74 3/8	2.72 1/4	2.67 3/4	80	77	89	78
JLY CORN	2.79	2.75 7/8	2.73 3/4	2.70	78	75	86	77
DEC90 CRN	2.68 1/4	2.66 3/8	2.63 3/8	2.60 3/8	72	69	85	82
MAY BNS	6.00 1/2	5.95 1/2	5.93 1/3	5.93 1/8	60	57	86	69
JLY BNS	6.14 3/4	6.09 3/4	6.07 3/8	6.06 7/8	61	58	85	71
NOV90 BNS	6.25	6.22	6.18 1/2	6.17 1/2	61	59	86	76
MAY NEAL	172.70	170.90	171.894	171.81	55	54	62	40
MAY OIL	22.84	22.81	22.24	22.13	64	62	87	90

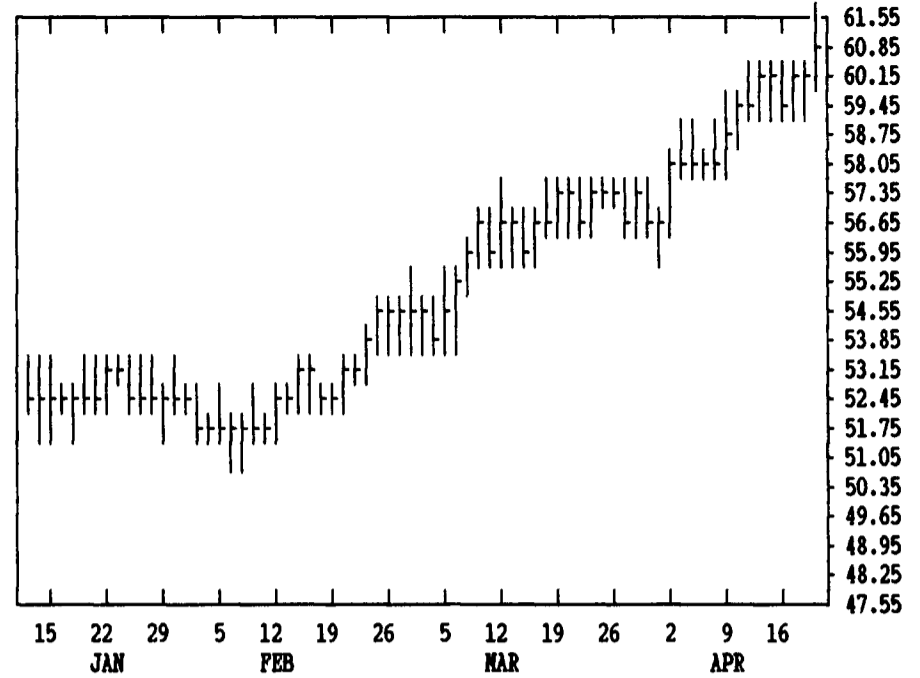
JUN CCTL	73.57	73.50	73.75	73.41	55	56	23	17
AUG CCTL	72.57	72.60	72.80	72.65	50	53	18	22
MAY FDRS	82.20	82.38	82.62	82.02	51	54	13	22
JUN HOGS	61.12	60.36	59.85	58.79	86	82	79	82
JUL HOGS	60.62	60.03	59.52	58.34	89	85	74	80
MAY BELS	61.42	59.80	57.87	56.02	84	75	90	88

CORN				CHICAGO WHEAT				K.C. WHEAT						
	HIGH	LOW	LAST	CHG		HIGH	LOW	LAST	CHG		HIGH	LOW	LAST	CHG
MAY	2774	2726	2770*	+32	MAY	3704	3634	3690*	+36	MAY	3690	3634	3674*	0
JLY	2790	2742	2790*	+36	JLY	3430	3396	3424*	+12	JLY	3500	3460	3490*	+10
SEP	2726	2686	2726*	+30	SEP	3486	3454	3484*	+14	SEP	3554	3510	3534*	+4
DEC	2686	2646	2682*	+24	DEC	3610	3576	3606*	+10	DEC	3652	3616	3634*	+4
MAR	2742	2702	2740*	+26	MAR	3654	3634	3654*	+6	MAR	3690	3664	3690*	+16
MAY	2770	2736	2764*	+26	K.C. SORGHUM				MINN WHEAT					
JLY	2790	2760	2790*	+26	MAY	2434	2404	2434*	+30	MAY	3722	3704	3720*	-2
					JLY	2460	2400	2460*	+30	JLY	3642	3616	3634*	+4
MAY	1576	1564	1576*	+2	SEP					SEP	3610	3586	3604*	+6
JLY	1660	1642	1660*	+4	DEC					DEC	3680	3680	3680*	+16
SEP	1716	1704	1716*	+2	MAR					MAR	3712	3712	3712*	+12
					SOYBEAN MEAL				SOYBEAN OIL					
MAY	6010	5940	6004*	+62	MAY	1738	1710	1727*	+17	MAY	2290	2258	2284*	+13
JLY	6160	6076	6146*	+64	JLY	1779	1756	1771*	+13	JLY	2309	2273	2303*	+16
AUG	6200	6132	6200*	+64	AUG	1798	1778	1788*	+6	AUG	2302	2267	2295*	+19
SEP	6200	6144	6196*	+50	SEP	1817	1798	1808*	+8	SEP	2280	2250	2272*	+21
NOV	6254	6202	6250*	+40	OCT	1832	1813	1821*	+1	OCT	2260	2225	2252*	+27
JAN	6354	6304	6352*	+46	DEC	1868	1848	1859*	-2	DEC	2235	2198	2232*	+29
MAR	6450	6410	6450*	+34	JAN	1885	1870	1877*	-1	JAN	2220	2190	2220*	+35
MAY	6534	6484	6532*	+46	MAR	1915	1905	1915*	-10	MAR	2210	2180	2210*	+30

LIVE CATTLE				FEEDER CATTLE				LIVE HOGS						
	HIGH	LOW	LAST	CHG		HIGH	LOW	LAST	CHG		HIGH	LOW	LAST	CHG
APR	8005	7970	7992*	+5	APR	8405	8385	8405*	-5	APR	5750	5675	5747*	+67
JUN	7370	7315	7357*	+10	MAY	8230	8200	8220*	-5	JUN	6167	6030	6112*	+75
AUG	7290	7235	7257*	0	AUG	8197	8162	8187*	+5	JLY	6122	5990	6062*	+67
OCT	7412	7380	7402*	+7	SEP	8185	8155	8185*	+25	AUG	5905	5797	5860*	+60
DEC	7425	7400	7420*	+15	OCT	8185	8140	8182*	+27	OCT	5290	5235	5247*	+15
FEB	7435	7410	7412*	+2	NOV	8200	8155	8195*	+30	DEC	5180	5140	5155*	+20
APR	7450	7430	7442*	+5	JAN	8220	8170	8220*	+30	FEB	5060	5020	5050*	+3
JUN					MAR	8165	8160	8165*	-25	APR	4735	4705	4715*	+5
					EURODOLLAR				PORK BELLIES					
JUN	6732	6725	6731	+3	JUN	9133	9132	9132	+2	MAY	6142	5950	6142*	+200
SEP	6725	6725	6725	+2	SEP	9120	9118	9118	+3	JLY	6172	5975	6172*	+200
DEC	6721	6695	6721*	-38	DEC	9099	9099	9099	+4	AUG	6047	5860	6047*	+200
					MAR	9088	9087	9087	+4	FEB	6020	5845	5987*	+110
					JUN	9073	9073	9073	+4	MAR	6017	5930	5955*	+85
					SEP	9068	9067	9067	+3	MAY	5990	5900	5970*	+100
					S&P 500 INDEX				W. GERMAN MARK					
					JUN	34310	33920	33960*	-330	JUN	5955	5949	5953	-9
					SEP	34775	34390	34425*	-340	SEP	5952	5948	5952	-10
					DEC	35210	34810	34850*	-350	DEC	5960	5950	5960*	-32
					MAR					MAR	5960	5958	5958*	-32

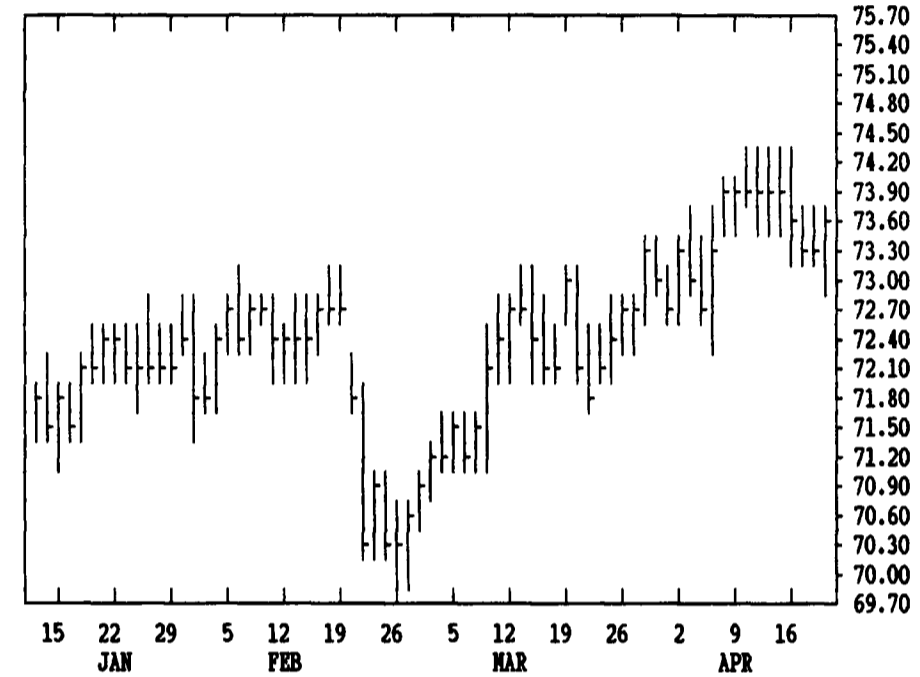
DTN LIVESTOCK XX JUNE HOGS

CONTRACT HIGH: 61.67 LOW: 44.25



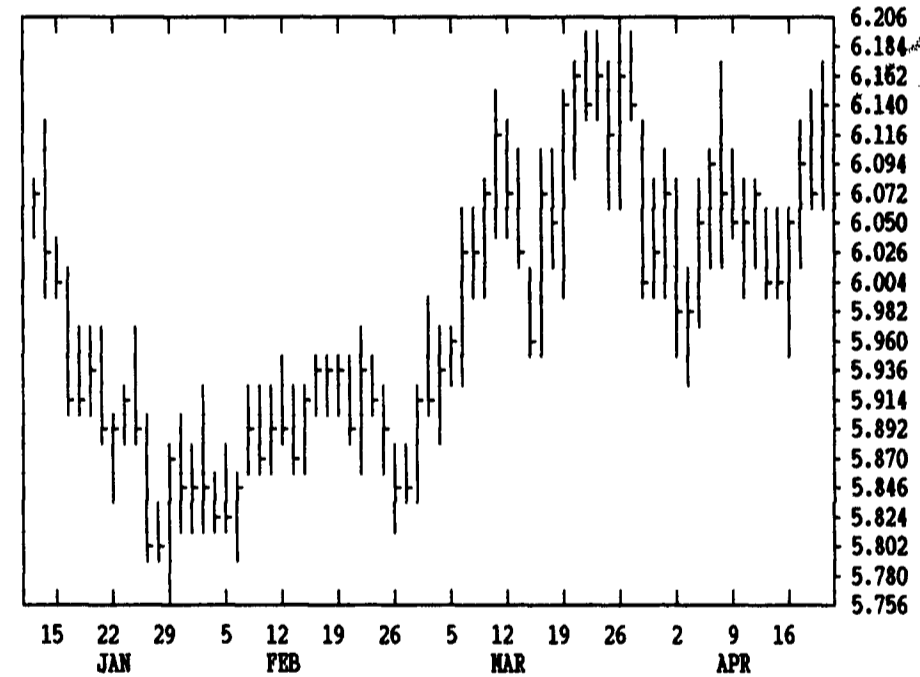
DTN LIVESTOCK XX JUNE CATTLE

CONTRACT HIGH: 74.20 LOW: 69.75



DTN GRAINS 21 JULY SOYBEANS

CONTRACT HIGH: 7.780 LOW: 5.780



DTN GRAINS 23 JULY SOY MEAL

CONTRACT HIGH: 720.0 LOW: 167.8

