

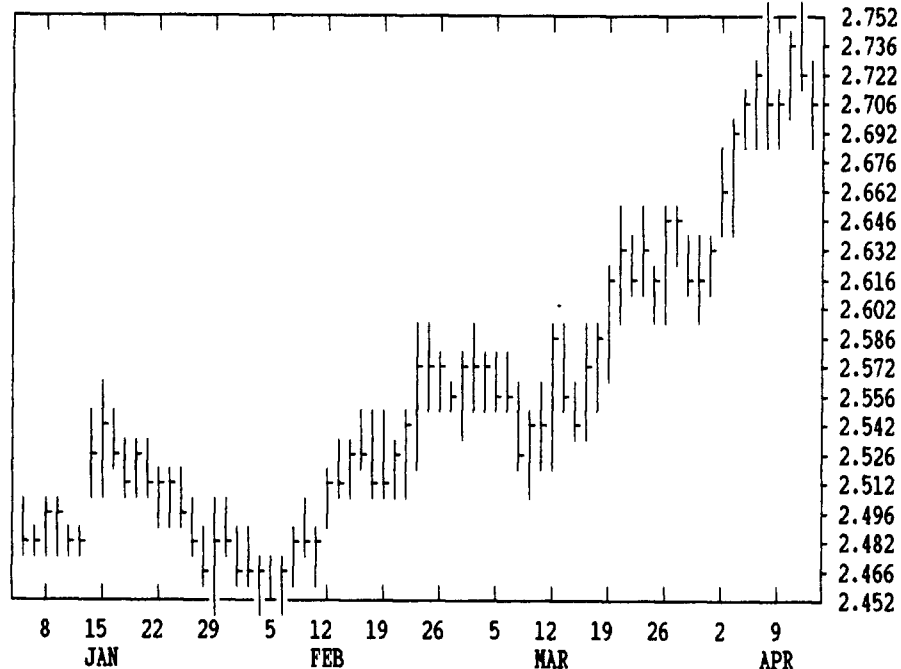
GRAIN, CATTLE AND HOG FUTURES MARKETS

From DTN farmer satellite daily update. Service phone: (717) 681-7009.

Closing bids: Thursday, April 12)

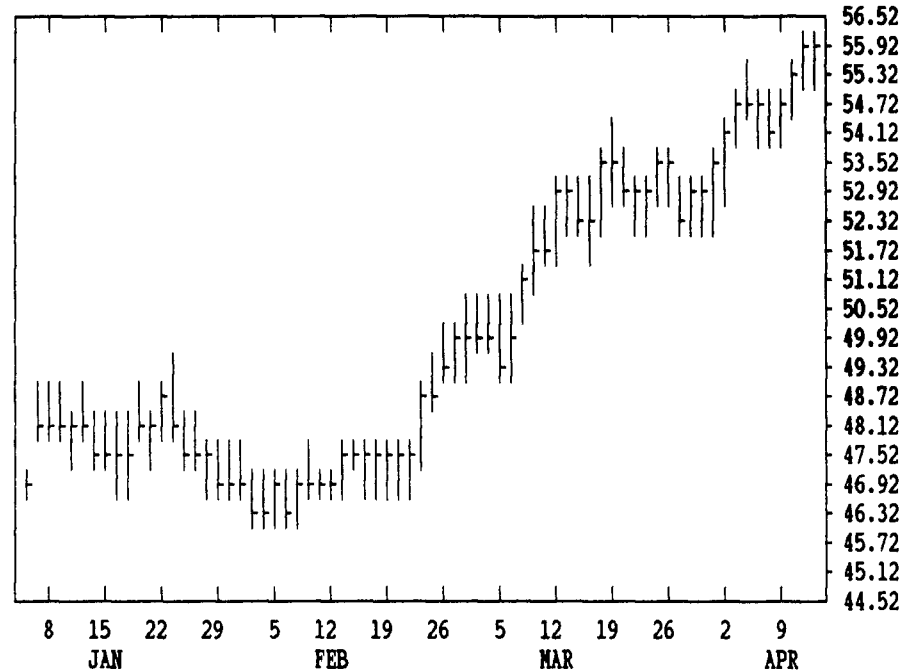
DTN GRAINS 16 JULY CORN

CONTRACT HIGH: 2.850 LOW: 2.310



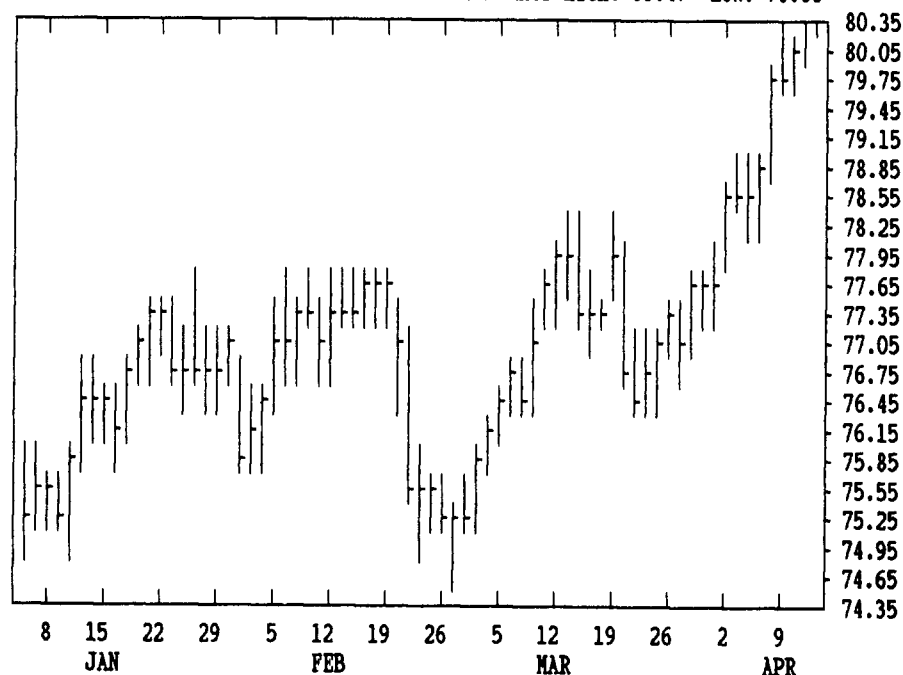
DTN LIVESTOCK 17 APRIL HOGS

CONTRACT HIGH: 56.32 LOW: 39.40



DTN LIVESTOCK 18 APRIL LIVE CATTLE

CONTRACT HIGH: 80.47 LOW: 70.80



DTN FUTURES 10 04/12/90

TECHNICAL COMMENTS

	PAST WEEK'S (ENDING 04/12)			MAR 'S (ENDING 3/30)		CURRENT	
	HIGH	LOW	CLOSE	HIGH	LOW	SUPPORT	RESISTANCE
MAY WHT	3.70 1/2	3.57 1/2	3.65 1/4	3.63	3.47	3.55	3.75
JLY WHT	3.44 1/2	3.37	3.40 3/4	3.45	3.36	3.36	3.47 1/2
KC MAY	3.69 1/4	3.61	3.63 1/4	3.65 1/2	3.53 1/2	3.53 1/2	3.71
KC JLY	3.50 1/2	3.43 3/4	3.47	3.51 1/2	3.41 1/2	3.41 1/2	3.55
MAY CORN	2.74	2.68 1/4	2.69 1/2	2.61 3/4	2.48	2.56	2.80
JLY CORN	2.75	2.69 3/4	2.71 1/4	2.65 1/2	2.52	2.60	.
DEC90 CN	2.63 1/2	2.59	2.60 1/2	2.60	2.48 3/4	2.56	.
MAY BNS	5.97 1/2	5.86 1/2	5.68 3/4	6.06 1/2	5.77 1/2	5.66	6.13
JLY BNS	6.10 3/4	6.00 1/4	6.01 1/4	6.19 1/4	5.77 1/2	5.78	6.22
NOV90 BN	6.21	6.12	6.13	6.28 1/2	5.99	6.00	6.30
MAY MEAL	175.8	169.30	169.40	176.80	163.00	163.00	177.00
MAY OIL	22.09	21.37	22.01	22.76	21.23	21.00	22.75

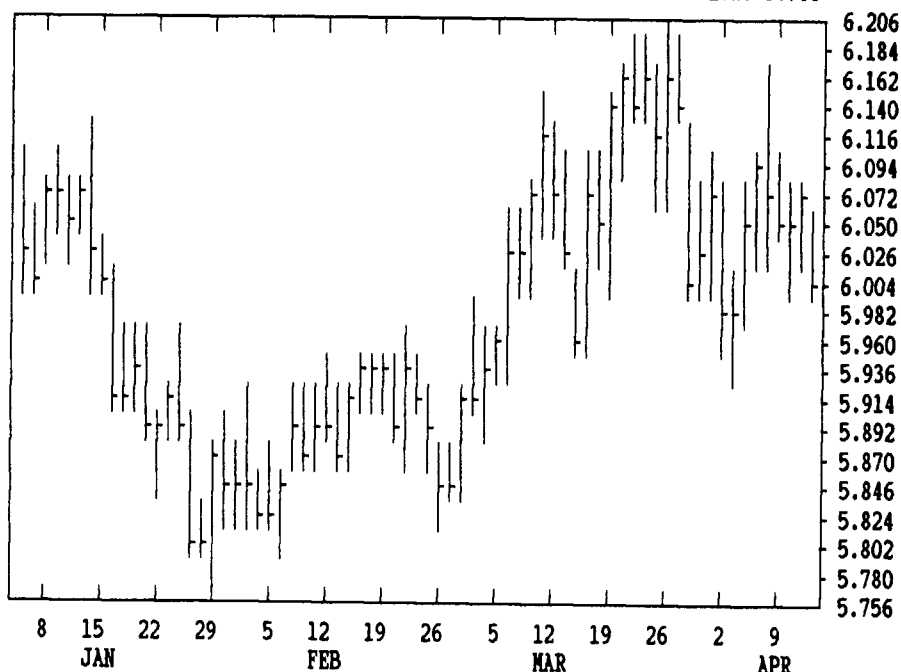
APR CTTL	80.47	79.72	80.42	78.35	75.40	.	.
JUN CTTL	74.20	73.67	73.87	73.45	70.90	72.00	.
APR FDRS	84.15	83.60	84.00	83.00	79.80	81.00	MAY 85.00
APR HOGS	56.32	54.27	56.17	54.30	49.40	.	.
JUN HOGS	60.20	58.35	60.05	57.85	54.00	56.00	.
MAY BLLS	59.45	54.10	59.02	54.90	48.37	54.00	60.00

CORN				CHICAGO WHEAT				K.C. WHEAT						
	HIGH	LOW	LAST CHG		HIGH	LOW	LAST CHG		HIGH	LOW	LAST CHG			
MAY	2706	2686	2694*	-16	MAY	3674	3620	3670*	+22	MAY	3670	3640	3666*	+14
JLY	2722	2702	2712*	-14	JLY	3410	3376	3392*	-2	JLY	3470	3452	3464*	+2
SEP	2656	2636	2640*	-20	SEP	3472	3444	3454*	-4	SEP	3520	3500	3520*	+14
DEC	2614	2594	2604*	-16	DEC	3592	3564	3576*	-2	DEC	3624	3600	3624*	+14
MAR	2666	2650	2664*	-12	MAR	3644	3614	3640*	+6	MAR	3654	3620	3654*	+10
MAY	2694	2684	2692*	-14	K.C. SORGHUM				MINN WHEAT					
JLY	2724	2710	2716*	-12	MAY	2400	2366	2370*	-24	MAY	3712	3690	3706*	0
					JLY	2410	2410	2410*	-34	JLY	3626	3612	3622*	-2
					SEP					SEP	3584	3566	3580*	+2
MAY	1510	1494	1496*	-12	DEC					DEC	3650	3650	3650*	0
JLY	1590	1574	1576*	-10	MAR					MAR	3700	3700	3700*	0
SEP	1640	1630	1630*	-14										

LIVE CATTLE				FEEDER CATTLE				LIVE HOGS						
	HIGH	LOW	LAST CHG		HIGH	LOW	LAST CHG		HIGH	LOW	LAST CHG			
APR	8047	8030	8042*	+5	APR	8410	8380	8400*	+20	APR	5632	5570	5617*	+15
JUN	7415	7382	7387*	-10	MAY	8302	8262	8297*	+22	JUN	6020	5950	6005*	+15
AUG	7310	7277	7297*	0	AUG	8265	8240	8250*	-7	JLY	6000	5935	5985*	+20
OCT	7457	7427	7432*	-18	SEP	8250	8220	8235*	-5	AUG	5885	5815	5860*	+28
DEC	7455	7420	7427*	-23	OCT	8230	8205	8212*	-13	OCT	5375	5292	5357*	+45
FEB	7452	7425	7425*	-27	NOV	8245	8210	8220*	-10	DEC	5285	5200	5250*	+50
APR	7450	7440	7440*	-17	JAN	8245	8210	8230*	-15	FEB	5100	5055	5100*	+40
JUN					MAR	8195	8195	8195*	+25	APR	4755	4725	4755*	+30

DTN GRAINS 21 JULY SOYBEANS

CONTRACT HIGH: 7.780 LOW: 5.780



DTN GRAINS 23 JULY SOY MEAL

CONTRACT HIGH: 720.0 LOW: 167.8

