

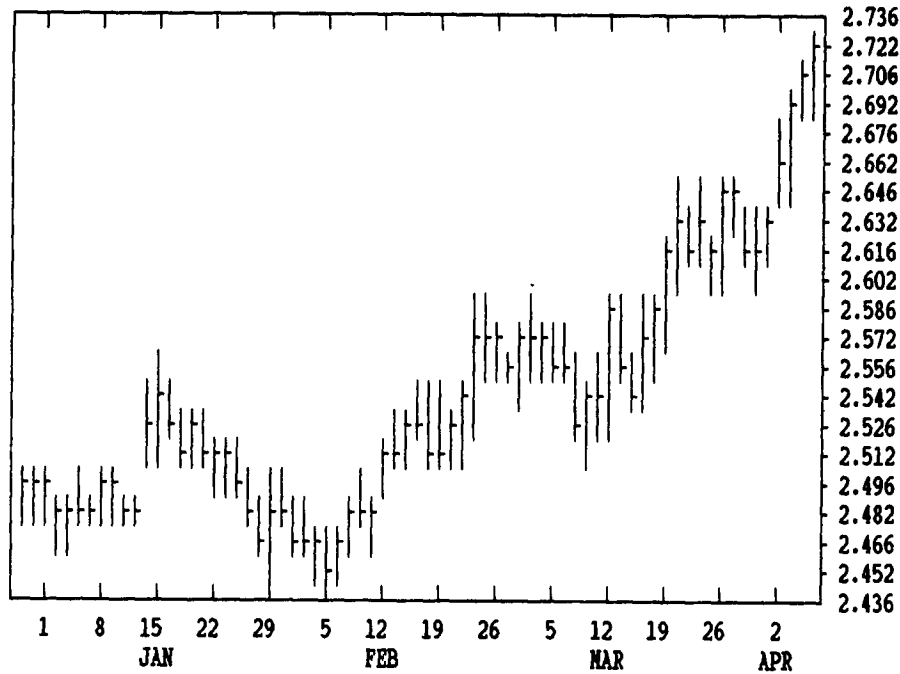
GRAIN, CATTLE AND HOG FUTURES MARKETS

From DTN farmer satellite daily update. Service phone: (717) 681-7008.

Closing bids: Thursday, April 5

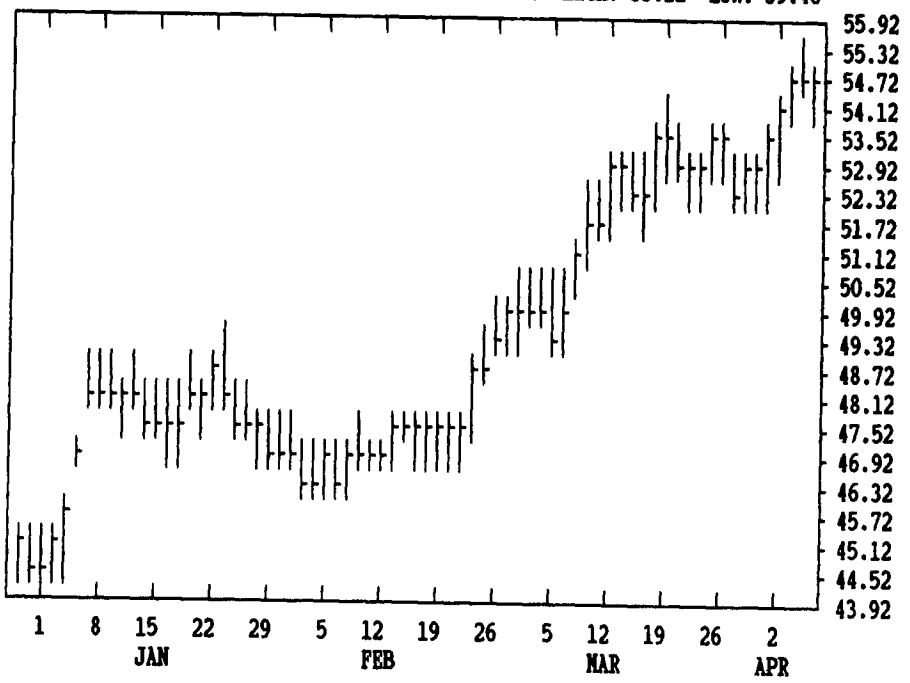
DTN GRAINS 16 JULY CORN

CONTRACT HIGH: 2.850 LOW: 2.310



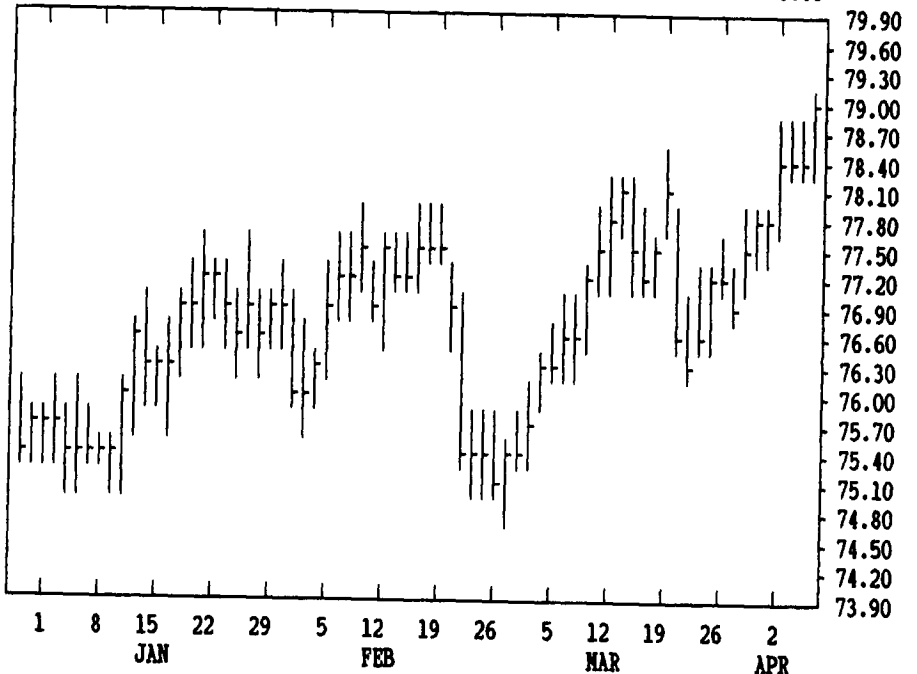
DTN LIVESTOCK 17 APRIL HOGS

CONTRACT HIGH: 55.22 LOW: 39.40



DTN LIVESTOCK 18 APRIL LIVE CATTLE

CONTRACT HIGH: 78.97 LOW: 70.80



DTN FUTURES 10 04/05/90

TECHNICAL COMMENTS

	PAST WEEK'S (ENDING 03/30)			MAR 'S (ENDING 3/30)		CURRENT	
	HIGH	LOW	CLOSE	HIGH	LOW	SUPPORT	RESISTANCE
MAY WHT	3.59 3/4	3.47	3.51 3/4	3.63	3.47	3.55	3.80
JLY WHT	3.42 3/4	3.36	3.37 3/4	3.45	3.36	3.36	3.51
KC MAY	3.64	3.56 1/2	3.58 1/4	3.65 1/2	3.53 1/2	3.53 1/2	3.75 1/2
KC JLY	3.49 1/2	3.42 1/2	3.44 1/4	3.51 1/2	3.41 1/2	3.41 1/2	3.60

MAY CORN	2.61 1/2	2.57 1/4	2.61 1/4	2.61 3/4	2.48	2.56	2.80
JLY CORN	2.65 1/2	2.61	2.63 3/4	2.65 1/2	2.52	2.60	.
DEC90 CN	2.58 3/4	2.52	2.54 1/4	2.60	2.48 3/4	2.56	.
MAY BNS	6.06	5.88	5.95	6.06 1/2	5.77 1/2	5.66	6.13
JLY BNS	6.19 1/4	6.01 1/2	6.08 1/4	6.19 1/4	5.77 1/2	5.78	6.22
NOV90 BN	6.26 1/2	6.10 1/2	6.21 1/2	6.28 1/2	5.99	6.00	6.30
MAY NEAL	175.10	169.50	171.70	176.80	163.00	163.00	177.00
MAY OIL	22.49	21.35	22.08	22.76	21.23	21.00	22.75

APR CTTL	77.97	76.92	77.87	78.35	75.40	76.00	80.00
JUN CTTL	73.45	72.60	72.92	73.45	70.90	71.50	.
APR FDRS	82.25	81.70	82.15	83.00	79.80	80.50	MAY 82.50
APR HOGS	53.85	52.20	53.40	54.30	49.40	52.00	.
JUN HOGS	57.45	56.72	57.02	57.85	54.00	56.00	.
MAY BLS	54.20	51.80	53.57	54.90	48.37	54.00	57.00

CORN				CHICAGO WHEAT				K.C. WHEAT						
	HIGH	LOW	LAST CHG		HIGH	LOW	LAST CHG		HIGH	LOW	LAST CHG			
MAY	2704	2674	2702*	+20	MAY	3724	3670	3700*	+2	MAY	3694	3660	3672*	-10
JLY	2724	2696	2722*	+14	JLY	3454	3422	3442*	-4	JLY	3520	3484	3500*	-14
SEP	2656	2636	2656*	+6	SEP	3510	3480	3500*	-4	SEP	3566	3544	3554*	-12
DEC	2622	2596	2622*	+2	DEC	3626	3604	3620*	-6	DEC	3666	3644	3656*	-12
MAR	2680	2654	2680*	0	MAR	3680	3660	3680*	-4	MAR	3700	3694	3694*	-4
MAY	2704	2700	2704*	+2										
JLY	2724	2720	2724*	-4										

OATS				K.C. SORGHUM				MINN WHEAT						
	HIGH	LOW	LAST CHG		HIGH	LOW	LAST CHG		HIGH	LOW	LAST CHG			
MAY	1526	1504	1526*	+4	MAY	2384	2312	2384*	+14	MAY	3744	3720	3724*	-20
JLY	1604	1584	1604*	+2	JLY			2440*	+14	JLY	3690	3666	3672*	-16
SEP	1652	1640	1652*	-2	SEP					SEP	3646	3630	3634*	-14
					DEC					DEC	3730	3704	3730*	-12
					MAR					MAR	3730	3730	3730*	+10

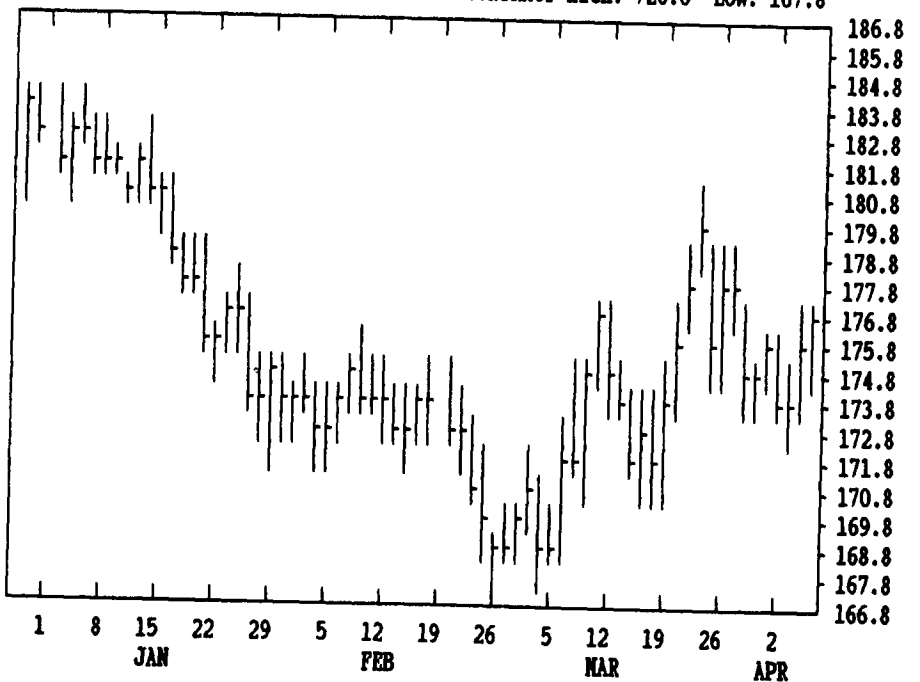
SOYBEANS				SOYBEAN MEAL				SOYBEAN OIL						
	HIGH	LOW	LAST CHG		HIGH	LOW	LAST CHG		HIGH	LOW	LAST CHG			
MAY	5970	5900	5964*	+54	MAY	1738	1712	1737*	+19	MAY	2225	2202	2218*	+2
JLY	6100	6034	6096*	+50	JLY	1773	1752	1770*	+13	JLY	2233	2212	2227*	-4
AUG	6140	6084	6140*	+42	AUG	1790	1772	1790*	+16	AUG	2218	2203	2215*	-5
SEP	6134	6080	6132*	+36	SEP	1807	1790	1806*	+13	SEP	2200	2182	2188*	-9
NOV	6190	6130	6184*	+34	OCT	1815	1800	1815*	+10	OCT	2170	2155	2167*	+7
JAN	6294	6240	6292*	+42	DEC	1850	1830	1848*	+6	DEC	2160	2137	2155*	+5
MAR	6400	6340	6400*	+40	JAN	1863	1845	1863*	+4	JAN	2148	2130	2140*	+8
MAY	6464	6414	6464*	+44	MAR	1910	1889	1910*	-5	MAR	2132	2130	2131*	+5

LIVE CATTLE				FEEDER CATTLE				LIVE HOGS						
	HIGH	LOW	LAST CHG		HIGH	LOW	LAST CHG		HIGH	LOW	LAST CHG			
APR	7897	7835	7895*	+35	APR	8285	8240	8280*	+53	APR	5500	5452	5485*	-22
JUN	7360	7257	7342*	+62	MAY	8185	8110	8177*	+67	JUN	5850	5812	5835*	-5
AUG	7277	7215	7275*	+58	AUG	8185	8130	8180*	+40	JLY	5825	5785	5815*	0
OCT	7435	7380	7427*	+42	SEP	8155	8125	8155*	+30	AUG	5655	5620	5652*	+20
DEC	7450	7410	7447*	+32	OCT	8160	8115	8155*	+20	OCT	5115	5070	5085*	+8
FEB	7450	7412	7447*	+27	NOV	8185	8145	8185*	+35	DEC	5075	5042	5065*	+15
APR	7450	7450	7450*	+25	JAN	8195	8170	8195*	+20	FEB	4965	4930	4960*	+13
JUN					MAR	8200	8200	8200*	0	APR	4700	4680	4680*	+3

SWISS FRANC				EURODOLLAR				PORK BELLIES						
	HIGH	LOW	LAST CHG		HIGH	LOW	LAST CHG		HIGH	LOW	LAST CHG			
JUN	6658	6639	6649*	+15	JUN	9146	9139	9144*	0	MAY	5560	5445	5545*	+45
SEP	6655	6635	6646*	+16	SEP	9134	9128	9134*	+1	JLY	5610	5505	5595*	+50
DEC	6645	6645	6645*	+19	DEC	9116	9111	9114*	0	AUG	5480	5385	5460*	+28
					MAR	9105	9101	9104*	-1	FEB	6027	5960	6022*	+22
					JUN	9094	9091	9094*	-1	MAR	6015	5980	6000*	0
					SEP	9092	9089	9092*	-1	MAY	5950	5950	5950*	-47

DTN GRAINS 23 JULY SOY MEAL

CONTRACT HIGH: 720.0 LOW: 167.8



DTN GRAINS 21 JULY SOYBEANS

CONTRACT HIGH: 7.780 LOW: 5.780

