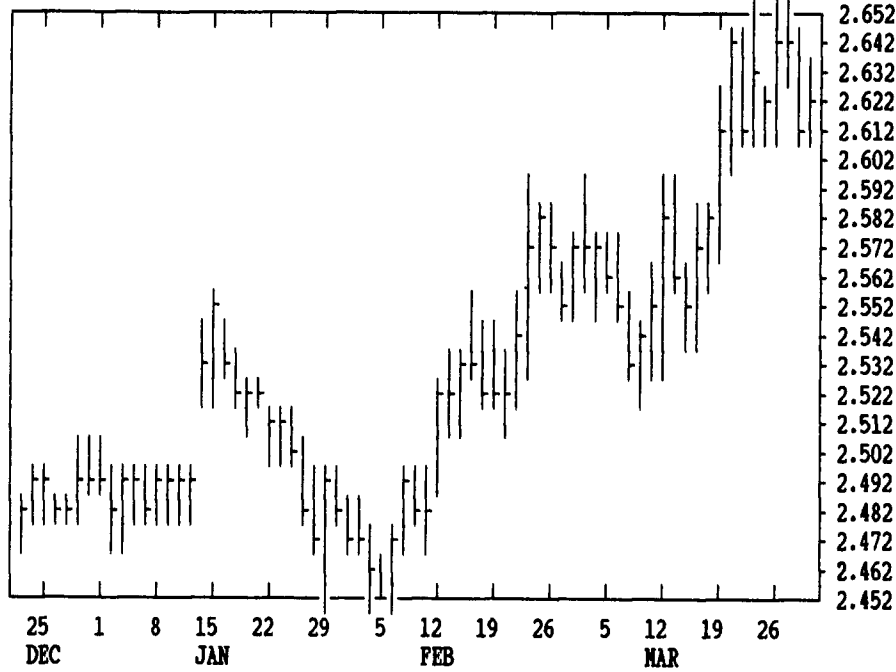


GRAIN, CATTLE AND HOG FUTURES MARKETS

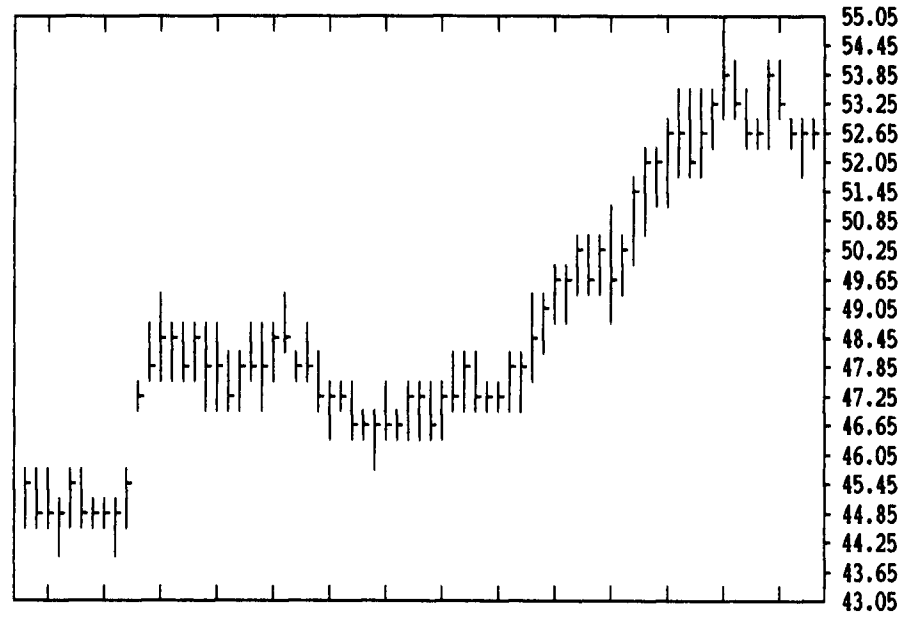
From DTN farmer satellite daily update. Service phone: (717) 691-7009.

Closing bids: Thursday, March 29)

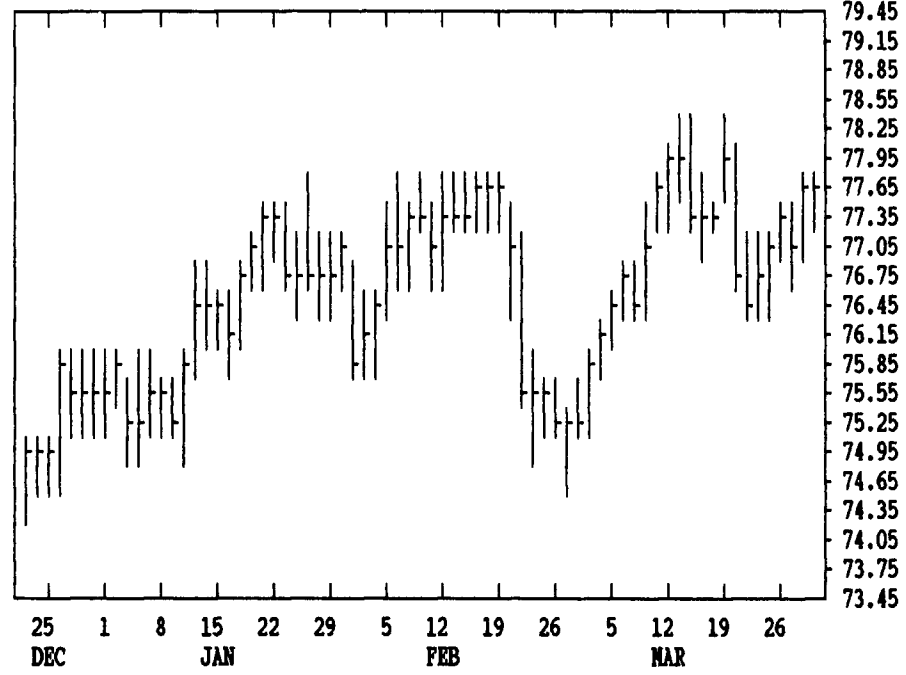
DTN GRAINS 16 JULY CORN CONTRACT HIGH: 2.850 LOW: 2.310



DTN LIVESTOCK 17 APRIL HOGS CONTRACT HIGH: 54.30 LOW: 39.40



DTN LIVESTOCK 18 APRIL LIVE CATTLE CONTRACT HIGH: 78.35 LOW: 70.80



DTN FUTURES 10 03/29				TECHNICAL COMMENTS			
	PAST WEEK'S (ENDING 03/23)			FEB 'S (ENDING 2/28)		CURRENT	
	HIGH	LOW	CLOSE	HIGH	LOW	SUPPORT	RESISTANCE
MAY WHT	3.63	3.54 1/4	3.56 3/4	.	.	3.47	3.63
JLY WHT	3.45	3.39 1/2	3.41	3.50 1/2	3.42	3.36	3.45
KC MAY	3.65 1/2	3.58	3.63	.	.	3.53 1/2	3.65 1/2
KC JLY	3.51 1/2	3.45 1/2	3.48 1/4	3.61 1/4	3.50 1/4	3.41 1/2	3.51 1/2
MAY CORN	2.60 3/4	2.53 1/2	2.58 1/2			2.48	2.62
JLY CORN	2.65	2.57 3/4	2.62 1/4	2.59 1/2	2.45 1/4	2.52	2.65 1/2
DEC90 CN	2.60	2.54 1/2	2.56 1/4	2.55 1/4	2.39 3/4	2.52	2.60
MAY BMS	6.06 1/2	5.88	5.98			5.66	6.13
JLY BMS	6.19 1/4	6.01	6.11 1/2	5.96 1/2	5.81 1/2	5.78	6.22
NOV90 BW	6.28 1/2	6.11 1/2	6.20	6.02 1/2	5.88 1/2	6.00	6.50
MAY NEAL	176.80	166.10	172.40			163.00	177.00
MAY OIL	22.76	22.05	22.32			21.00	22.75

APR CTTL	78.35	76.50	77.20	77.87	74.75	76.00	78.35
JUN CTTL	73.20	71.82	72.60	73.00	70.00	71.50	73.50
MAR FDRS	83.15	82.20	82.65	83.50	79.65	81.00	83.00
APR HOGS	54.30	52.50	53.75	50.67	46.40	49.00	54.30
JUN HOGS	57.85	56.65	57.77	55.10	51.50	55.00	58.00
MAR BLLS	51.90	50.45	50.87	55.17	49.35	50.00	55.00

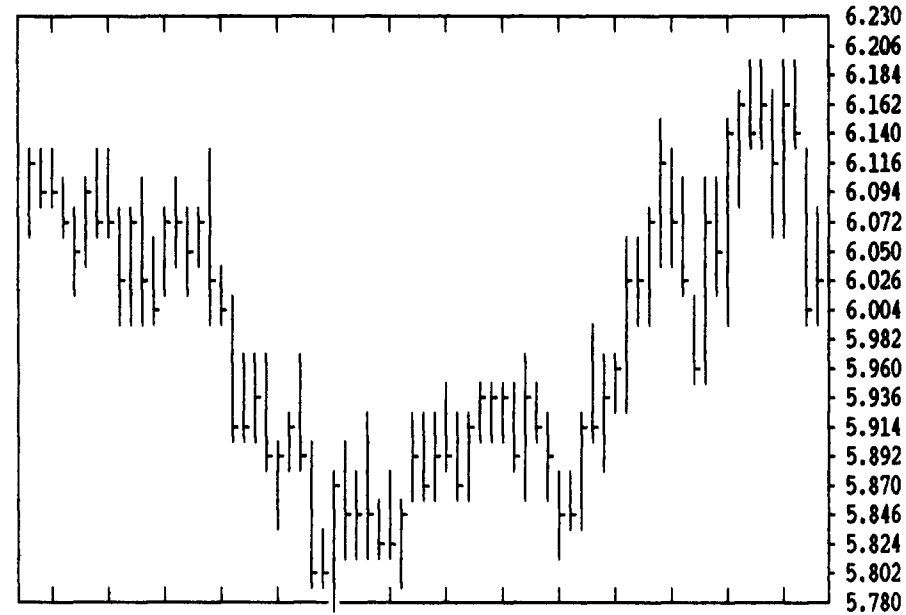
CORN				CHICAGO WHEAT				K.C. WHEAT						
	HIGH	LOW	LAST CHG		HIGH	LOW	LAST CHG		HIGH	LOW	LAST CHG			
MAY	2604	2582	2600*	+6	MAY	3530	3470	3530*	+30	MAY	3600	3564	3592*	+20
JLY	2632	2610	2624*	+6	JLY	3390	3360	3382*	+10	JLY	3454	3424	3450*	+14
SEP	2570	2552	2564*	+6	SEP	3456	3434	3450*	+10	SEP	3512	3482	3506*	+16
DEC	2542	2520	2534*	+6	DEC	3584	3560	3582*	+16	DEC	3610	3582	3610*	+16
MAR	2594	2574	2586*	+4	MAR	3644	3624	3644*	+14	MAR			3630*	-4
MAY	2626	2614	2614*	+6	K.C. SORGHUM				MINN WHEAT					
JLY	2636	2636	2636*	+6	MAY	2304	2234	2284*	0	MAY	3690	3644	3674*	+24
OATS					JLY			2340*	0	JLY	3636	3590	3622*	+32
MAY	1472	1450	1466*	+14	SEP					SEP	3604	3562	3594*	+30
JLY	1550	1530	1546*	+16	DEC					DEC	3670	3670	3670*	+20
SEP	1602	1586	1600*	+12	MAR					MAR	3730	3730	3730*	0

SOYBEANS				SOYBEAN MEAL				SOYBEAN OIL						
	HIGH	LOW	LAST CHG		HIGH	LOW	LAST CHG		HIGH	LOW	LAST CHG			
MAY	5940	5880	5894*	+6	MAY	1712	1695	1707*	+4	MAY	2194	2165	2184*	+17
JLY	6072	6014	6034*	+14	JLY	1753	1737	1749*	+3	JLY	2206	2177	2197*	+12
AUG	6114	6064	6090*	+26	AUG	1772	1759	1767*	0	AUG	2195	2170	2187*	+8
SEP	6110	6070	6090*	+40	SEP	1790	1777	1787*	-2	SEP	2175	2150	2167*	+16
NOV	6166	6114	6142*	+26	OCT	1807	1800	1804*	-1	OCT	2150	2130	2135*	+10
JAN	6264	6214	6240*	+34	DEC	1845	1830	1840*	0	DEC	2135	2110	2122*	+5
MAR	6362	6320	6342*	+32	JAN	1855	1842	1855*	0	JAN	2125	2110	2110*	0
MAY	6420	6384	6406*	+26	MAR	1907	1905	1906*	-1	MAR	2095	2090	2092*	+1

LIVE CATTLE				FEEDER CATTLE				LIVE HOGS					
	HIGH	LOW	LAST CHG		HIGH	LOW	LAST CHG		HIGH	LOW	LAST CHG		
APR	7787	7757	7775*	+3	APR			8195	APR	5300	5265	5290*	-5
JUN	7330	7310	7317*	-13	MAY			8112	JUN	5740	5670	5687*	-48
AUG	7280	7250	7257*	-33	AUG			8155	JLY	5660	5605	5610*	-57
OCT	7387	7365	7377*	-20	SEP			8145	AUG	5442	5410	5410*	-25
DEC	7410	7390	7402*	-23	OCT			8150	OCT	4897	4852	4862*	-25
FEB	7415	7395	7415*	-2	NOV			8170	DEC	4895	4840	4865*	-27
APR	7415	7415	7415*	-2	JAN			8175	FEB	4795	4735	4755*	-35
JUN					MAR				APR	4570	4520	4520*	-55

SWISS FRANC				EURODOLLAR				PORK BELLIES						
	HIGH	LOW	LAST CHG		HIGH	LOW	LAST CHG		HIGH	LOW	LAST CHG			
JUN	6687	6629	6682*	+98	JUN	9137	9133	9134*	-3	MAY	5390	5260	5312*	-83
SEP	6680	6628	6676*	+96	SEP	9128	9124	9125*	-3	JLY	5465	5330	5360*	-110
DEC	6672	6655	6672*	+91	DEC	9113	9107	9108*	-4	AUG	5270	5165	5172*	-100
BRITISH POUND					MAR	9106	9100	9102*	-5	FEB	5850	5700	5730*	-95
JUN	16140	16078	16130*	+86	JUN	9096	9090	9092*	-5	MAR	5750	5720	5730*	-95
SEP	15892	15840	15882*	+84	SEP	9093	9087	9090*	-5	MAY	5800	5800	5800*	-25
DEC					S&P 500 INDEX				W. GERMAN MARK					
JUN	6419	6373	6407*	+101	JUN	34555	34260	34390*	-200	JUN	5907	5884	5904*	+52
SEP	6432	6388	6423*	+104	SEP	35010	34750	34865*	-195	SEP	5905	5882	5902*	+53
DEC	6443	6334	6441*	+107	DEC	35410	35200	35335*	-175	DEC	5900	5887	5900*	+54
					MAR				MAR	5898	5843	5898*	+55	

DTN GRAINS 21 JULY SOYBEANS CONTRACT HIGH: 7.780 LOW: 5.780



DTN GRAINS 23 JULY SOY MEAL CONTRACT HIGH: 720.0 LOW: 167.8

