

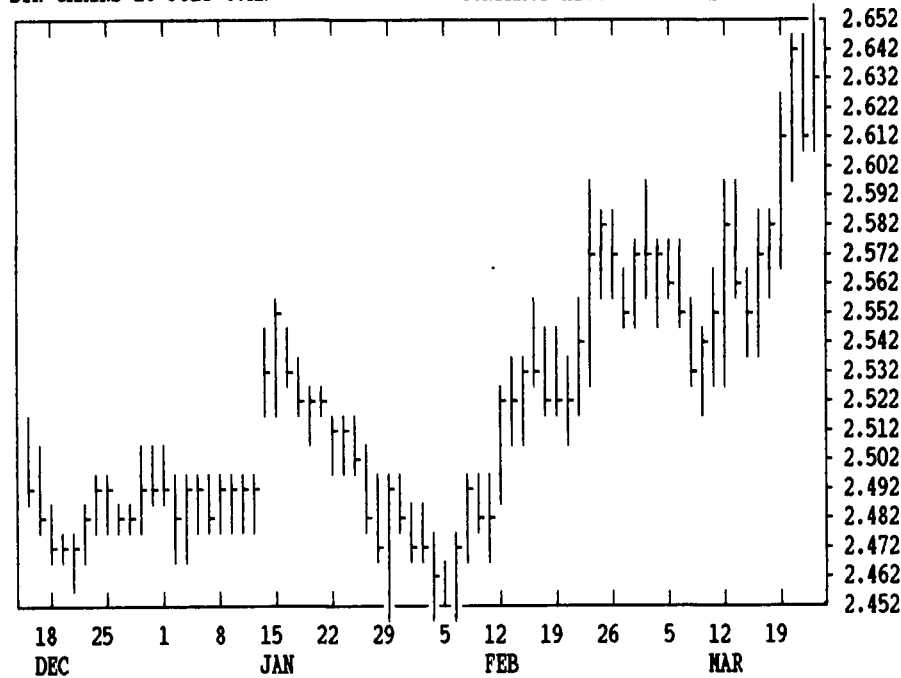
GRAIN, CATTLE AND HOG FUTURES MARKETS

From DTN farmer satellite daily update. Service phone: (717) 691-7809.

Closing bids: Thursday, March 22)

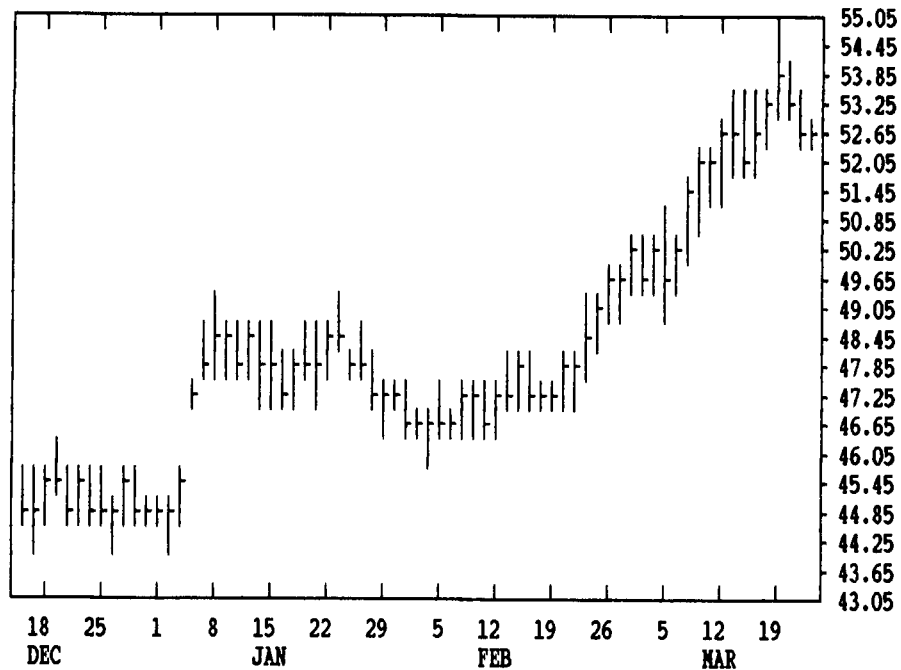
DTN GRAINS 16 JULY CORN

CONTRACT HIGH: 2.850 LOW: 2.310



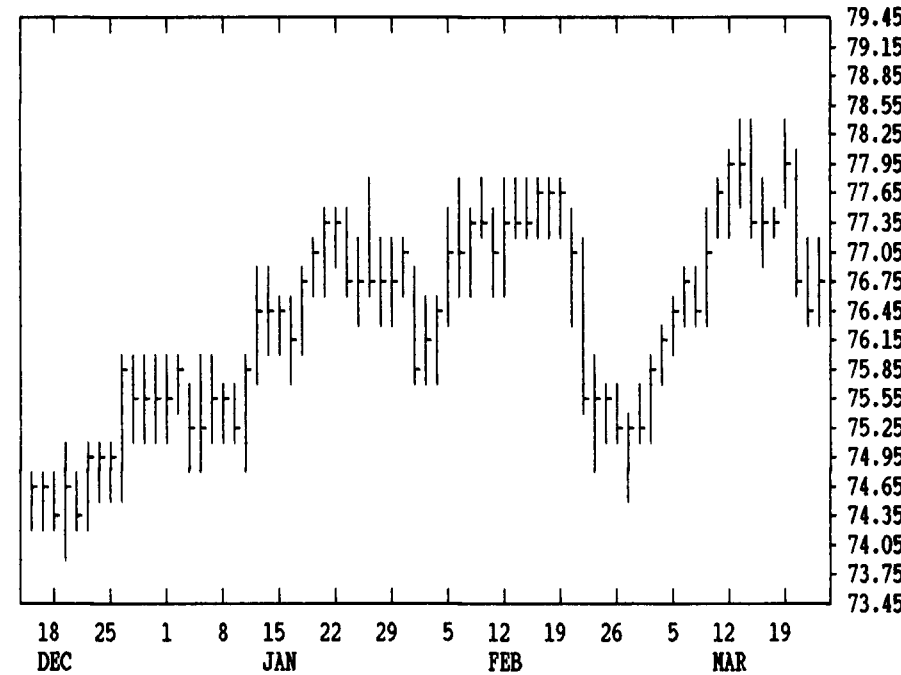
DTN LIVESTOCK 17 APRIL HOGS

CONTRACT HIGH: 54.30 LOW: 39.40



DTN LIVESTOCK 18 APRIL LIVE CATTLE

CONTRACT HIGH: 78.35 LOW: 70.80



DTN FUTURES 10 03/22

TECHNICAL COMMENTS

PAST WEEK'S (ENDING 03/16)				FEB 'S (ENDING 2/28)			CURRENT	
	HIGH	LOW	CLOSE	HIGH	LOW	SUPPORT	RESISTANCE	
MAR WHT	3.90	3.78	3.89 1/2	3.98 1/4	3.73 3/4	3.44	MAY 3.70	
JLY WHT	3.41 1/2	3.36	3.39 3/4	3.50 1/2	3.42	3.35	3.50	
KC MAR	3.82	3.75	3.82	3.90	3.78	3.53	MAY 3.68	
KC JLY	3.48	3.42	3.45 1/2	3.61 1/4	3.50 1/4	3.39 1/2	3.60	
MAR CORN	2.48	2.42 1/4	2.47 3/4	2.47 1/4	2.36 1/4	2.48	MAY .	
JLY CORN	2.58 1/2	2.49	2.58 1/2	2.59 1/2	2.45 1/4	2.52	.	
DEC90 CN	2.58 1/4	2.51 1/2	2.55	2.55 1/4	2.39 3/4	2.48	2.63 1/2	
MAR BNS	5.86 1/2	5.71 1/2	5.81 3/4	5.74	5.57 1/2	5.66	MAY 6.13	
JLY BNS	6.12 1/2	5.95 3/4	6.06 1/2	5.96 1/2	5.81 1/2	5.78	6.22	
NOV90 BN	6.23	6.05 1/4	6.16 1/2	6.02 1/2	5.88 1/2	6.00	6.50	
MAR NEAL	167.00	162.60	163.70	169.50	160.40	163.00	MAY 180.00	
MAR OIL	22.55	21.38	22.53	21.29	18.97	21.00	MAY 23.00	

APR CTTL	78.27	77.27	77.47	77.87	74.75	76.00	80.00
JUN CTTL	73.15	72.07	72.32	73.00	70.00	71.00	73.50
MAR FDRS	83.20	82.10	82.72	83.50	79.65	79.40	APR 83.00
APR HOGS	53.50	50.65	53.42	50.67	46.40	49.00	55.00
JUN HOGS	57.27	56.10	57.02	55.10	51.50	54.00	58.00
MAR BLLS	53.95	49.95	50.55	55.17	49.35	48.00	MAY 55.00

CORN				CHICAGO WHEAT				K.C. WHEAT			
	HIGH	LOW	LAST CHG		HIGH	LOW	LAST CHG		HIGH	LOW	LAST CHG
MAY	2606	2566	2586* +14	MAY	3596	3570	3586* -4	MAY	3640	3600	3634* +24
JLY	2650	2614	2630* +12	JLY	3434	3414	3426* -6	JLY	3490	3470	3490* +6
SEP	2614	2582	2592* +4	SEP	3500	3486	3490* -14	SEP	3550	3532	3550* +10
DEC	2600	2566	2576* +4	DEC	3624	3606	3620* -4	DEC	3650	3630	3644* +4
MAR	2644	2620	2630* +4	MAR	3696	3686	3690* -10	MAR			3684* +4
JLY	2670	2644	2652* +10								

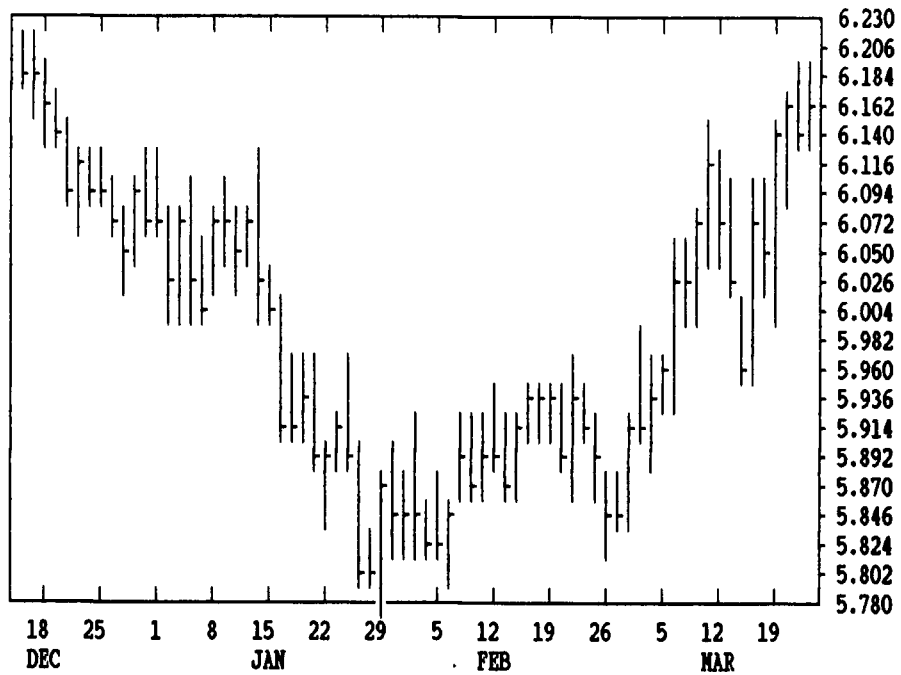
SOYBEANS				SOYBEAN MEAL				SOYBEAN OIL			
	HIGH	LOW	LAST CHG		HIGH	LOW	LAST CHG		HIGH	LOW	LAST CHG
MAY	6064	6020	6050* +26	MAY	1768	1747	1763* +24	MAY	2240	2208	2215* -11
JLY	6190	6144	6176* +22	JLY	1807	1787	1802* +21	JLY	2245	2220	2223* -16
AUG	6230	6192	6214* +20	AUG	1820	1808	1818* +16	AUG	2228	2209	2209* -17
SEP	6224	6184	6190* 0	SEP	1838	1825	1833* +13	SEP	2200	2185	2185* -15
NOV	6270	6220	6242* -2	OCT	1845	1837	1840* +6	OCT	2175	2160	2161* -16
JAN	6360	6320	6342* +2	DEC	1880	1865	1873* +8	DEC	2170	2148	2153* -14
MAR	6454	6420	6440* -4	JAN	1893	1880	1890* +10	JAN	2160	2140	2142* -15
MAY	6510	6510	6510* -4	MAR	1930	1925	1927* +7	MAR	2111	2110	2110* -5

LIVE CATTLE				FEEDER CATTLE				LIVE HOGS			
	HIGH	LOW	LAST CHG		HIGH	LOW	LAST CHG		HIGH	LOW	LAST CHG
APR	7717	7665	7682* +30	MAR	8280	8260	8265* +30	APR	5305	5265	5302* +17
JUN	7255	7205	7227* +42	APR	8190	8160	8175* +38	JUN	5760	5680	5750* +65
AUG	7222	7187	7205* +38	MAY	8145	8105	8112* +10	JLY	5640	5592	5637* +42
OCT	7390	7360	7365* +15	AUG	8170	8135	8140* +5	AUG	5390	5350	5387* +27
DEC	7420	7402	7405* +10	SEP	8150	8120	8135* +15	OCT	4855	4817	4845* -7
FEB	7430	7412	7412* +7	OCT	8140	8120	8135* +20	DEC	4895	4860	4885* -7
APR	7450	7440	7440* 0	NOV	8162	8145	8155* +10	FEB	4792	4772	4792* -8
JUN				JAN	8155	8145	8155* +10	APR	4560	4550	4560* -20

SWISS FRANC				EURODOLLAR				PORK BELLIES			
	HIGH	LOW	LAST CHG		HIGH	LOW	LAST CHG		HIGH	LOW	LAST CHG
JUN	6630	6557	6614* +50	JUN	9140	9127	9134* +6	MAR	5150	5095	5145* +50
SEP	6630	6555	6613* +54	SEP	9129	9118	9123* +4	MAY	5190	5102	5160* +8
DEC	6635	6560	6617* +56	DEC	9115	9103	9107* +3	JLY	5260	5187	5252* +42
BRITISH POUND				S&P 500 INDEX				W. GERMAN MARK			
JUN	15822	15690	15796* +108	JUN	34380	33630	33910* -310	JUN	5886	5840	5877* +23
SEP	15570	15460	15548* +108	SEP	34850	34100	34375* -310	SEP	5883	5836	5873* +24
DEC				DEC	35320	34590	34840* -350	DEC	5870	5860	5868* +24
JAPANESE YEN				MAY				MAY			
JUN	6480	6450	6456* -38	MAR				MAR	5863	5839	5863* +24
SEP	6492	6462	6469* -38								
DEC	6490	6484	6484* -36								

DTN GRAINS 21 JULY SOYBEANS

CONTRACT HIGH: 7.780 LOW: 5.780



DTN GRAINS 23 JULY SOY MEAL

CONTRACT HIGH: 720.0 LOW: 167.8

