

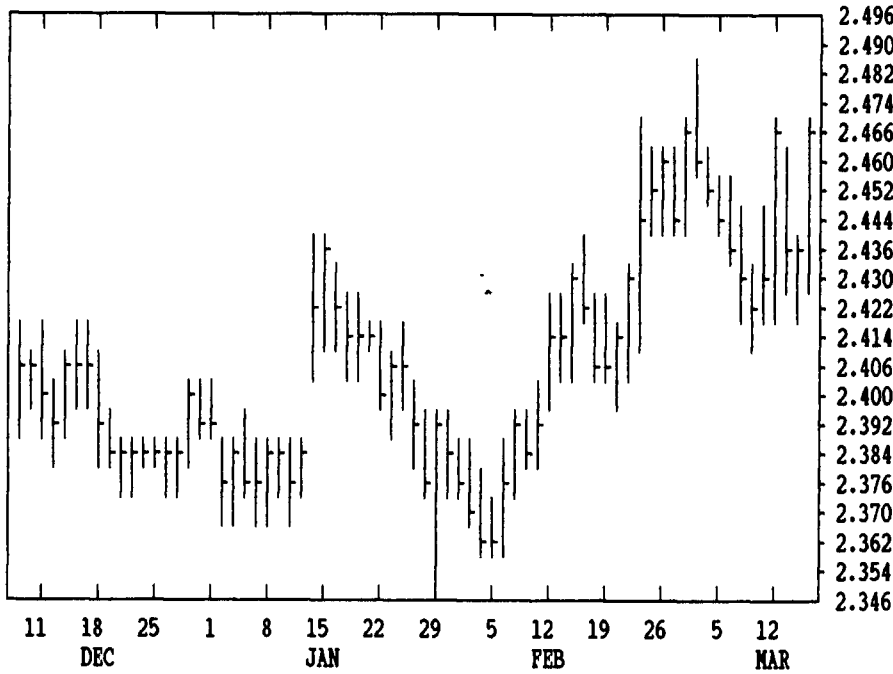
# GRAIN, CATTLE AND HOG FUTURES MARKETS

From DTN farmer satellite daily update. Service phone: (717) 891-7809.

Closing bids: Thursday, March 15

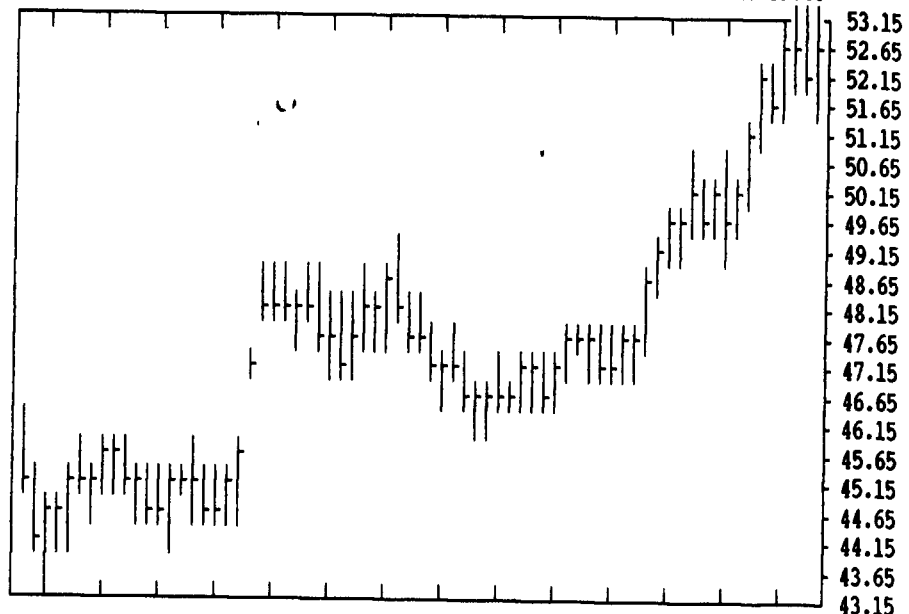
DTN GRAINS 16 MARCH CORN

CONTRACT HIGH: 2.864 LOW: 2.260



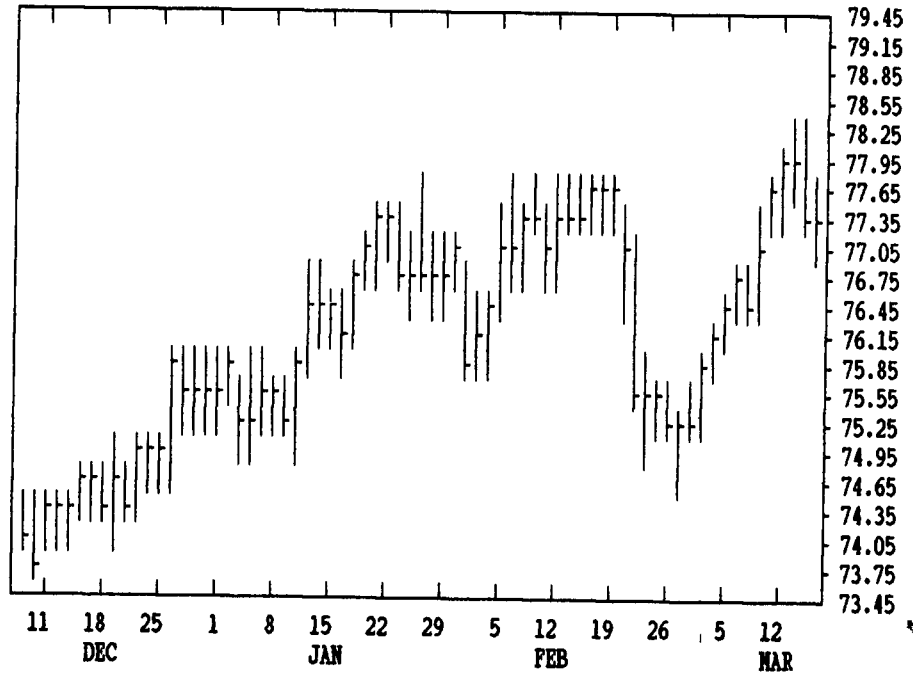
DTN LIVESTOCK XX APRIL HOGS

CONTRACT HIGH: 53.30 LOW: 39.40



DTN LIVESTOCK XX APRIL CATTLE

CONTRACT HIGH: 78.27 LOW: 70.80



DTN FUTURES 10 03/15

TECHNICAL COMMENTS

PAST WEEK'S (ENDING 03/09)				FEB 'S (ENDING 2/28)				CURRENT	
HIGH	LOW	CLOSE		HIGH	LOW	SUPPORT	RESISTANCE		
MAR WHT 3.88 1/2	3.80	3.83 1/2		3.98 1/4	3.73 3/4	3.25	MAY 3.60		
JLY WHT 3.42 1/4	3.36	3.40 1/2		3.50 1/2	3.42	3.35	3.50		
KC MAR 3.82	3.74 1/2	3.79 1/2		3.90	3.78	3.53	MAY 3.65		
KC JLY 3.48	3.41 1/2	3.45		3.61 1/4	3.50 1/4	3.39 1/2	3.60		
MAR CORN 2.45 1/2	2.41 3/4	2.43 1/4		2.47 1/4	2.36 1/4	2.46	MAY 2.57		
JLY CORN 2.57 1/2	2.52	2.55		2.59 1/2	2.45 1/4	2.45	2.60		
DEC90 CN 2.55	2.48 3/4	2.54		2.55 1/4	2.39 3/4	2.39 1/2	2.63 1/2		
MAR BNS 5.87 1/2	5.68	5.87 1/2		5.74	5.57 1/2	5.66	MAY 6.13		
JLY BNS 6.13 1/2	5.94	6.13 1/4		5.96 1/2	5.81 1/2	5.78	6.22		
NOV90 BN 6.23	6.04 1/4	6.22 3/4		6.02 1/2	5.88 1/2	5.88	6.26		
MAR NEAL 167.70	159.20	167.10		169.50	160.40	163.00	MAY 173.00		
MAR OIL 22.57	21.65	22.22		21.29	18.97	20.50	MAY 23.00		

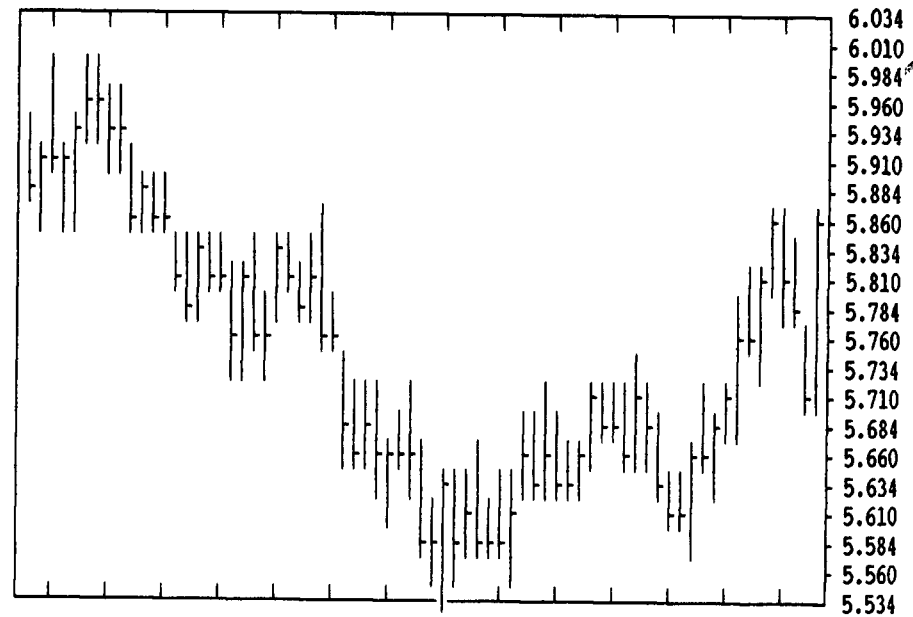
APR CCTL 77.80	76.32	77.62		77.87	74.75	76.00	80.00
JUN CCTL 72.77	71.22	72.52		73.00	70.00	71.00	73.50
MAR FDRS 82.20	80.70	82.10		83.50	79.65	79.40	APR 83.00
APR HOGS 52.22	49.40	51.92		50.67	46.40	49.00	55.00
JUN HOGS 56.85	54.00	56.47		55.10	51.50	54.00	
MAR BLLS 52.80	47.30	50.95		55.17	49.35	48.00	MAY 54.00

CORN				CHICAGO WHEAT				K.C. WHEAT			
HIGH	LOW	LAST	CHG	HIGH	LOW	LAST	CHG	HIGH	LOW	LAST	CHG
MAR 2470	2432	2470*	+32	MAR 3844	3790	3844*	+34	MAR 3820	3780	3812*	+32
MAY 2536	2496	2532*	-24	MAY 3534	3506	3526*	-16	MAY 3600	3572	3584*	-10
JLY 2584	2544	2576*	-24	JLY 3414	3394	3404*	-10	JLY 3480	3454	3472*	-12
SEP 2556	2524	2546*	-12	SEP 3484	3466	3476*	-12	SEP 3540	3520	3530*	+4
DEC 2550	2516	2536*	-10	DEC 3604	3590	3602*	-12	DEC 3650	3630	3640*	+14
MAR 2602	2572	2592*	+6	K.C. SORGHUM				MINN WHEAT			
MAY 2624	2610	2612*	+6	MAR 2160	2130	2160*	+20	MAR 3720	3680	3720	+30
OATS				MAY 2214	2204	2214*	-20	MAY 3690	3670	3676	+4
MAR 1440	1432	1440*	-4	JLY 2274	2254	2274*	-20	JLY 3652	3630	3644	-2
MAY 1486	1460	1486*	0	SEP				SEP 3620	3600	3612	+4
JLY 1564	1540	1564*	+6	DEC				DEC 3704	3700	3700	0
SOYBEANS				SOYBEAN MEAL				SOYBEAN OIL			
MAR 5860	5710	5860*	+134	MAR 1655	1629	1653*	+19	MAR 2230	2138	2230*	+78
MAY 5970	5826	5960*	+120	MAY 1691	1668	1689*	-16	MAY 2255	2163	2252*	-75
JLY 6094	5956	6084*	+114	JLY 1738	1715	1735*	-14	JLY 2260	2170	2251*	-68
AUG 6130	6000	6124*	+106	AUG 1760	1736	1760*	-20	AUG 2230	2158	2230*	-63
SEP 6130	5994	6124*	+120	SEP 1775	1756	1774*	-14	SEP 2200	2140	2195*	-45
NOV 6170	6052	6164*	+94	OCT 1795	1770	1795*	-22	OCT 2165	2120	2160*	-40
JAN 6262	6150	6260*	+92	DEC 1835	1807	1834*	-23	DEC 2160	2105	2166*	-45
MAR 6360	6244	6360*	+90	JAN 1840	1820	1840*	+10	JAN 2145	2110	2142*	+41

LIVE CATTLE				FEEDER CATTLE				LIVE HOGS			
HIGH	LOW	LAST	CHG	HIGH	LOW	LAST	CHG	HIGH	LOW	LAST	CHG
APR 7775	7727	7730*	-22	MAR 8295	8255	8260*	-17	APR 5310	5200	5270*	+43
JUN 7280	7230	7232*	-5	APR 8260	8210	8220*	-30	JUN 5702	5610	5667*	+32
AUG 7260	7207	7212*	-30	MAY 8220	8170	8170*	-37	JLY 5630	5565	5592*	+2
OCT 7392	7355	7357*	-28	AUG 8220	8165	8167*	-40	AUG 5400	5350	5367*	-17
DEC 7430	7405	7407*	-23	SEP 8185	8150	8150*	-35	OCT 4817	4785	4810*	+23
FEB 7450	7427	7427*	-18	OCT 8175	8150	8150*	-32	DEC 4872	4825	4872*	+37
APR 7440	7440	7440*	0	NOV 8180	8155	8165*	-35	FEB 4820	4780	4812*	+7
JUN				JAN 8170	8150	8170*	-20	APR 4590	4590	4590*	0
SWISS FRANC				EURODOLLAR				PORK BELLIES			
MAR 6593	6542	6590*	+30	MAR 9144	9143	9144*	0	MAR 5115	4995	4997*	-68
JUN 6589	6533	6583*	+34	JUN 9127	9123	9124*	-3	MAY 5220	5040	5050*	-77
SEP 6586	6525	6582*	+44	SEP 9113	9110	9111*	-2	JLY 5270	5100	5105*	-80
BRITISH POUND				DEC 9097	9094	9095*	-1	AUG 5080	4935	4937*	-70
MAR 16250	16070	16222*	+138	MAR 9089	9087	9088*	0	FEB 5550	5440	5487*	+32
JUN 15980	15812	15966*	+136	JUN 9080	9078	9079*	0	MAR 5580	5580	5580*	-60
SEP 15740	15590	15728*	+136	S&P 500 INDEX				W. GERMAN MARK			
JAPANESE YEN				JUN 34220				MAR 5898	5843	5891*	+44
MAR 6574	6523	6573*	-1	SEP 34710				JUN 5903	5843	5894*	+45
JUN 6587	6538	6585*	-3	DEC 35165				SEP 5895	5844	5888*	+45
SEP 6598	6552	6598*	-4	MAR				DEC 5881	5836	5881+5295	

DTN GRAINS 21 MARCH SOYBEANS

CONTRACT HIGH: 7.740 LOW: 5.534



DTN GRAINS 23 MARCH SOY MEAL

CONTRACT HIGH: 230.5 LOW: 158.0

