

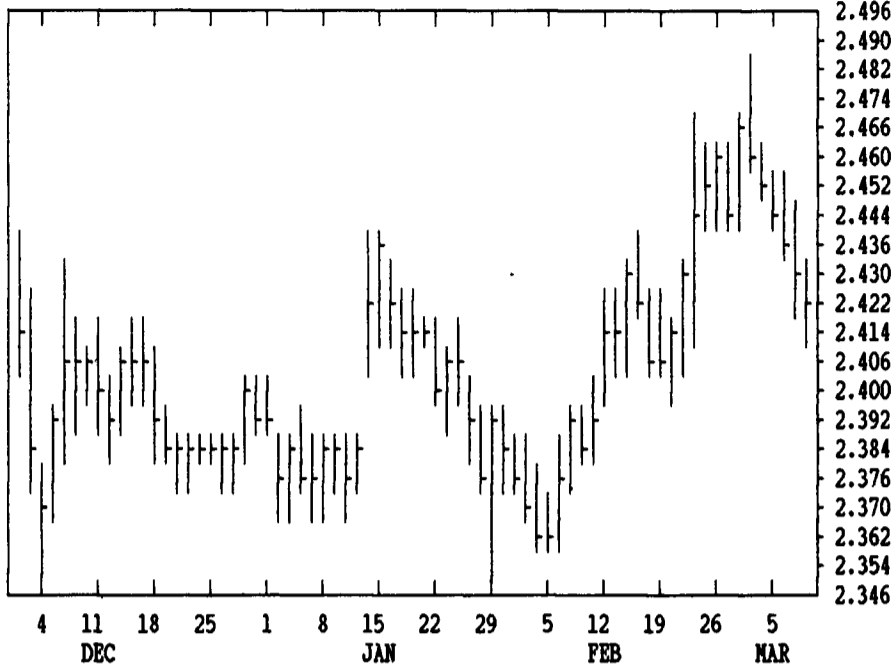
GRAIN, CATTLE AND HOG FUTURES MARKETS

From DTN farmer satellite daily update. Service phone: (717) 681-7800.

Closing bids: Thursday, March 8

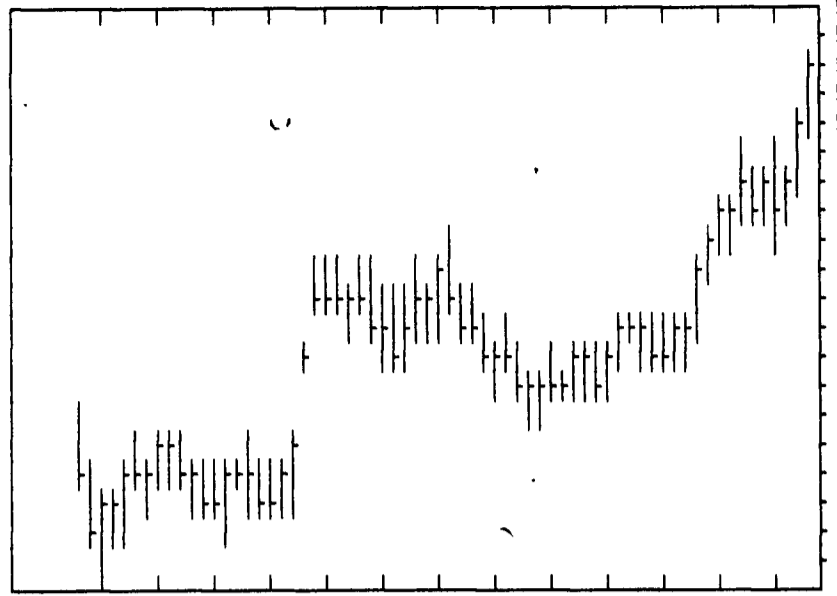
DTN GRAINS 16 MARCH CORN

CONTRACT HIGH: 2.864 LOW: 2.260



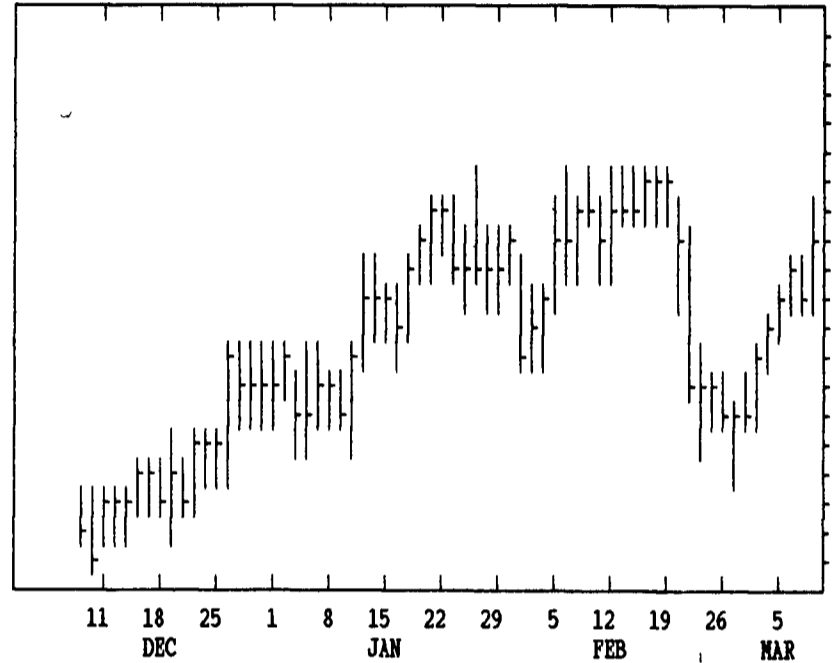
DTN LIVESTOCK XX APRIL HOGS

CONTRACT HIGH: 52.17 LOW: 39.40



DTN LIVESTOCK XX APRIL CATTLE

CONTRACT HIGH: 77.87 LOW: 70.80



DTN FUTURES 10 03/08

TECHNICAL COMMENTS

	PAST WEEK'S (ENDING 03/02)			FEB 'S (ENDING 2/28)		CURRENT	
	HIGH	LOW	CLOSE	HIGH	LOW	SUPPORT	RESISTANCE
MAR WHT	3.98 1/4	3.87 1/2	3.88 3/4	3.98 1/4	3.73 3/4	3.49	MAY 3.70
JLY WHT	3.47 1/4	3.38	3.39 1/2	3.50 1/2	3.42	3.35	3.50
KC MAR	3.90	3.77 3/4	3.78 1/2	3.90	3.78	3.55	MAY 3.70
KC JLY	3.54 1/4	3.44 1/2	3.46	3.61 1/4	3.50 1/4	3.39 1/2	3.60
MAR CORN	2.48 3/4	2.44 1/2	2.45 3/4	2.47 1/4	2.36 1/4	2.46	MAY 2.57
JLY CORN	2.59 3/4	2.55	2.57	2.59 1/2	2.45 1/4	2.45	2.60
DEC90 CN	2.55	2.50 1/2	2.53	2.55 1/4	2.39 3/4	2.39 1/2	2.63 1/2
MAR BNS	5.72 3/4	5.60 1/4	5.68 3/4	5.74	5.57 1/2	5.66	MAY 6.00
JLY BNS	5.99	5.84	5.95 1/4	5.96 1/2	5.81 1/2	5.78	6.12
NOV90 BN	6.08	5.92 1/4	6.07	6.02 1/2	5.88 1/2	5.88	6.20
MAR MEAL	163.20	158.00	159.40	169.50	160.40	163.00	MAY 173.00
MAR OIL	21.78	20.35	21.76	21.29	18.97	20.50	MAY 23.00

APR CTTL	76.30	74.75	76.25	77.87	74.75	76.00	78.00
JUN CTTL	71.47	70.00	71.35	73.00	70.00	70.00	73.00
MAR FDRS	80.65	79.65	80.47	83.50	79.65	79.40	APR 83.00
APR HOGS	50.67	49.20	50.27	50.67	46.40	49.00	55.00
JUN HOGS	55.10	54.20	54.37	55.10	51.50	54.00	.
MAR BLLS	54.20	48.60	48.75	55.17	49.35	48.00	MAY 54.00

CORN

CHICAGO WHEAT

K.C. WHEAT

	HIGH	LOW	LAST	CHG		HIGH	LOW	LAST	CHG		HIGH	LOW	LAST	CHG
MAR	2432	2416	2426*	-2	MAR	3844	3800	3834*	+24	MAR	3820	3774	3814*	+40
MAY	2500	2480	2494*	+2	MAY	3554	3520	3554*	+24	MAY	3614	3580	3614*	+24
JLY	2546	2520	2544*	+6	JLY	3422	3376	3420*	+30	JLY	3480	3440	3476*	+24
SEP	2532	2504	2530*	+10	SEP	3484	3450	3482*	+20	SEP	3532	3502	3532*	+16
DEC	2526	2486	2524*	+20	DEC	3604	3570	3604*	+22	DEC	3640	3610	3630*	+10
MAR	2586	2546	2586*	+20	K.C. SORGHUM					MINN WHEAT				
MAY	2610	2584	2610*	+20	MAR	2150	2130	2130*	0	MAR	3720	3686	3714*	+30
MAR	1460	1432	1456*	+12	MAY	2184	2184	2184*	0	MAY	3710	3680	3706*	+16
MAY	1514	1480	1514*	+20	JLY		2250*	0	JLY	3686	3674	3686*	+14	
JLY	1576	1544	1576*	+16	SEP				SEP	3662	3654	3662*	+2	
SOYBEANS					SOYBEAN MEAL					SOYBEAN OIL				
MAR	5820	5750	5814*	+46	MAR	1658	1620	1657*	+24	MAR	2257	2202	2216*	+4
MAY	5950	5880	5944*	+40	MAY	1702	1663	1701*	+26	MAY	2262	2206	2224*	+1
JLY	6080	6004	6074*	+46	JLY	1752	1712	1750*	+26	JLY	2257	2206	2219*	-7
AUG	6120	6044	6120*	+50	AUG	1773	1737	1773*	+27	AUG	2230	2190	2200*	0
SEP	6120	6050	6120*	+50	SEP	1788	1762	1788*	+20	SEP	2200	2160	2170*	+3
NOV	6190	6106	6186*	+62	OCT	1815	1785	1815*	+28	OCT	2185	2140	2142*	-3
JAN	6290	6204	6286*	+64	DEC	1855	1820	1855*	+27	DEC	2160	2118	2127*	-5
MAR	6390	6300	6390*	+70	JAN	1870	1840	1870*	+23	JAN	2140	2110	2115*	+3

LIVE CATTLE

FEEDER CATTLE

LIVE HOGS

	HIGH	LOW	LAST	CHG		HIGH	LOW	LAST	CHG		HIGH	LOW	LAST	CHG
APR	7730	7662	7727*	+60	MAR	8190	8145	8187*	+40	APR	5217	5125	5207*	+65
JUN	7237	7142	7230*	+83	APR	8160	8075	8160*	+70	JUN	5685	5590	5667*	+62
AUG	7210	7130	7207*	+70	MAY	8172	8087	8172*	+85	JLY	5635	5560	5627*	+65
OCT	7385	7322	7380*	+55	AUG	8175	8115	8172*	+60	AUG	5420	5342	5397*	+57
DEC	7425	7370	7422*	+55	SEP	8160	8110	8160*	+50	OCT	4840	4780	4832*	+42
FEB	7410	7385	7410*	+30	OCT	8160	8105	8160*	+45	DEC	4875	4840	4872*	+22
APR					NOV	8170	8130	8170*	+35	FEB	4832	4795	4832*	+25
JUN					JAN	8160	8145	8160*	+25	APR	4605	4600	4600*	+5

SWISS FRANC

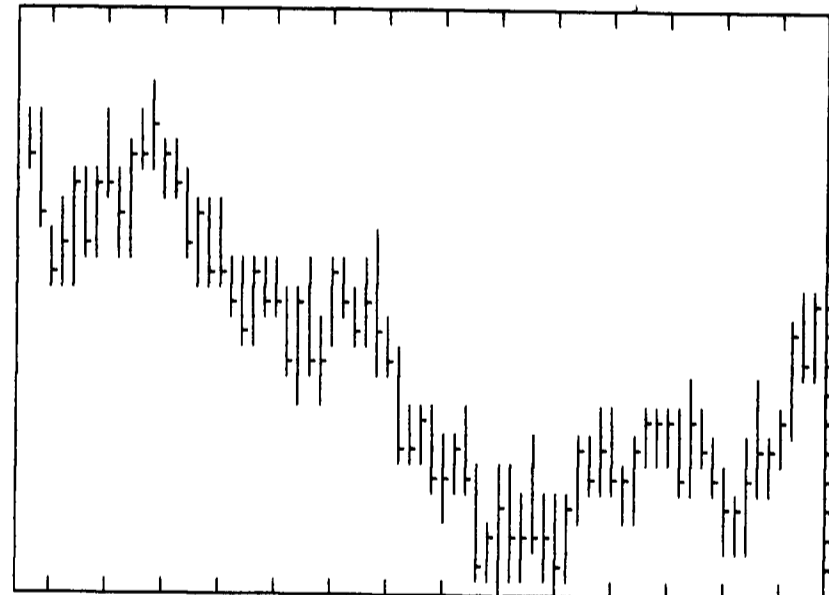
EURODOLLAR

PORK BELLIES

MAR	6657	6627	6640*	-10	MAR	9159	9156	9158*	-1	MAR	5227	5040	5227*	+200
JUN	6648	6620	6633*	-11	JUN	9149	9143	9146*	-2	MAY	5332	5135	5325*	+193
SEP	6643	6608	6623*	-12	SEP	9140	9135	9137*	-3	JLY	5367	5175	5342*	+175
BRITISH POUND					DEC	9120	9115	9116*	-4	AUG	5205	5035	5180*	+175
MAR	33990	16366	16396*	-4	MAR	9109	9102	9104*	-6	FEB	5770	5660	5727*	+37
JUN	16168	16102	16134*	-2	JUN	9096	9090	9091*	-6	MAR	5770	5695	5750*	+55
SEP	15910	15860	15888*	0	S&P 500 INDEX					W. GERMAN MARK				
MAR	6643	6622	6625*	-10	MAR	34175	33715	34055*	+360	MAR	5895	5872	5886*	+9
JUN	6657	6635	6638*	-10	JUN	34570	34110	34450*	+360	JUN	5898	5873	5887*	+11
SEP	6665	6652	6652*	-8	SEP	34950	34580	34875*	+340	SEP	5882	5866	5880*	+12
					DEC	35380	35190	35370*	+405	DEC	5873	5862	5873*	+11

DTN GRAINS 21 MARCH SOYBEANS

CONTRACT HIGH: 7.740 LOW: 5.534



DTN GRAINS 23 MARCH SOY MEAL

CONTRACT HIGH: 230.5 LOW: 158.0

