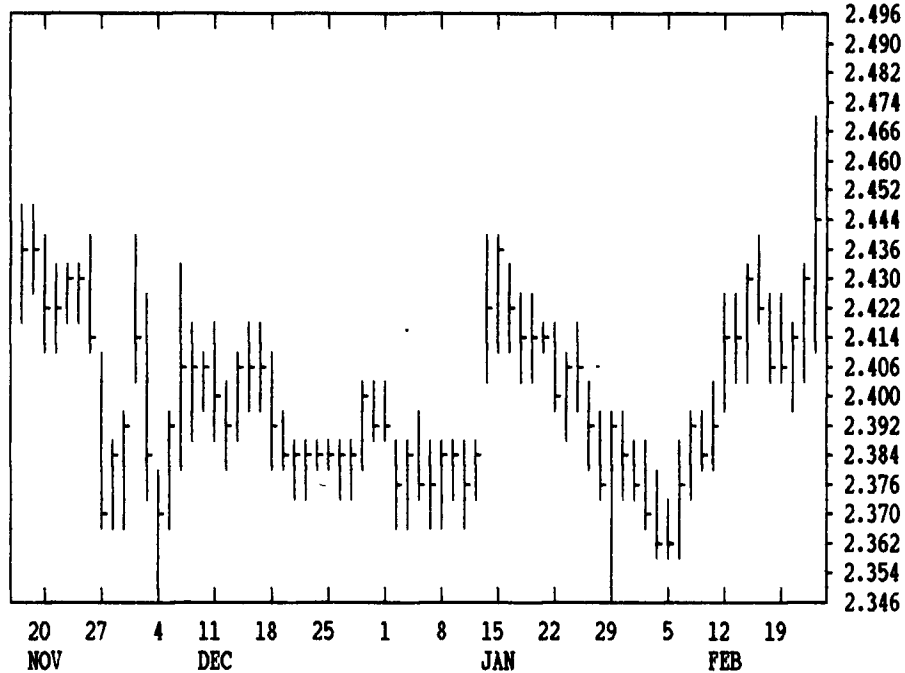


GRAIN, CATTLE AND HOG FUTURES MARKETS

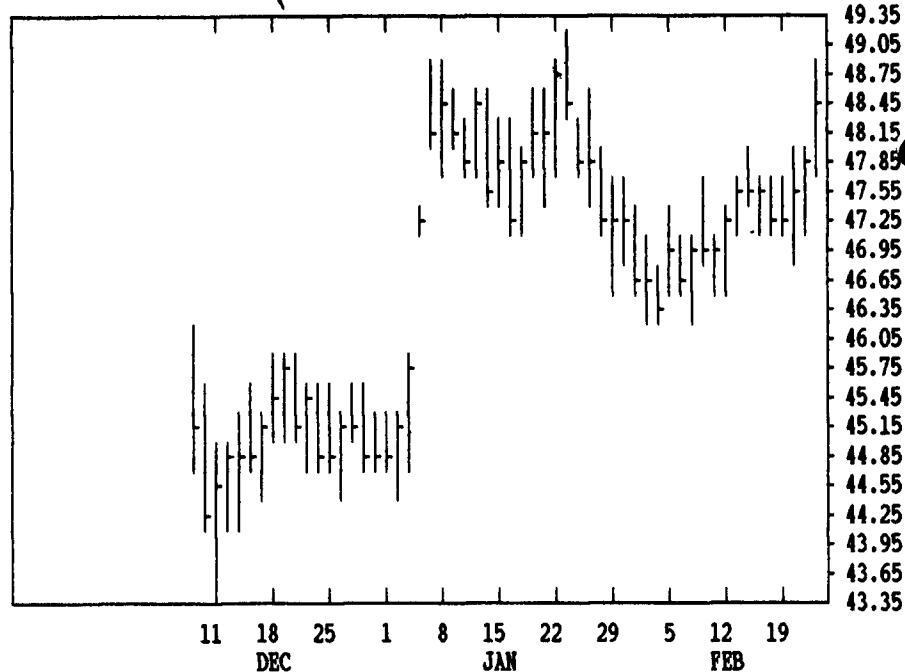
From DTN farmer satellite daily update. Service phone: (717) 691-7000.

(Closing bids: Thursday, February 22)

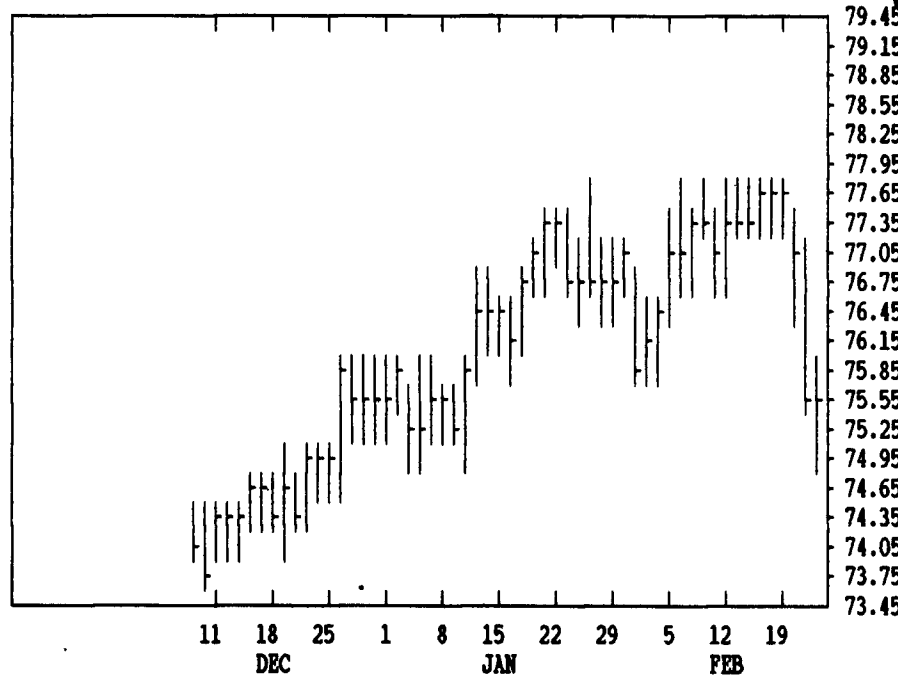
DTN GRAINS 16 MARCH CORN CONTRACT HIGH: 2.864 LOW: 2.260



DTN LIVESTOCK XX APRIL HOGS CONTRACT HIGH: 49.25 LOW: 39.40



DTN LIVESTOCK XX APRIL CATTLE CONTRACT HIGH: 77.87 LOW: 70.80



	PAST WEEK'S (ENDING 02/16)			JAN 'S (ENDING 1/31)		CURRENT	
	HIGH	LOW	CLOSE	HIGH	LOW	SUPPORT	RESISTANCE
MAR WHT	3.90 1/4	3.83	3.84	4.11	3.71 1/2	3.71 1/2	3.91 1/4
JLY WHT	3.49 1/4	3.43 1/2	3.44 1/2	3.63 1/2	3.45 3/4	3.42 1/4	3.56
KC MAR	3.87 1/2	3.82	3.84	4.09 1/2	3.77 1/2	3.77 1/2	3.90
KC JLY	3.59 1/2	3.52	3.52 1/2	3.72 1/4	3.52	3.44 1/2	3.75

MAR CORN	2.44 1/4	2.40 1/4	2.41 1/4	2.44 1/4	2.36	2.40	2.50
JLY CORN	2.55	2.49 1/2	2.52 1/4	2.55 3/4	2.45 3/4	2.45	2.60
DEC90 CN	2.49 1/4	2.44 3/4	2.48 1/4	2.50 1/2	2.42 3/4	2.39 1/2	2.63 1/2
MAR BNS	5.71 1/2	5.63 1/4	5.69 3/4	5.86 1/2	5.53 1/2	5.51-5.54	5.75
JLY BNS	5.95	5.87 1/4	5.93 1/2	6.11 1/2	5.78	5.78	6.00
NOV90 BN	6.02 1/2	5.94 1/2	5.99 1/4	6.20	5.88 1/2	5.88	6.10
MAR NEAL	167.70	164.40	166.20	181.80	166.80	MAR 170.00	
MAR OIL	20.13	19.42	19.94	19.74	18.81	19.50 MAR	20.70

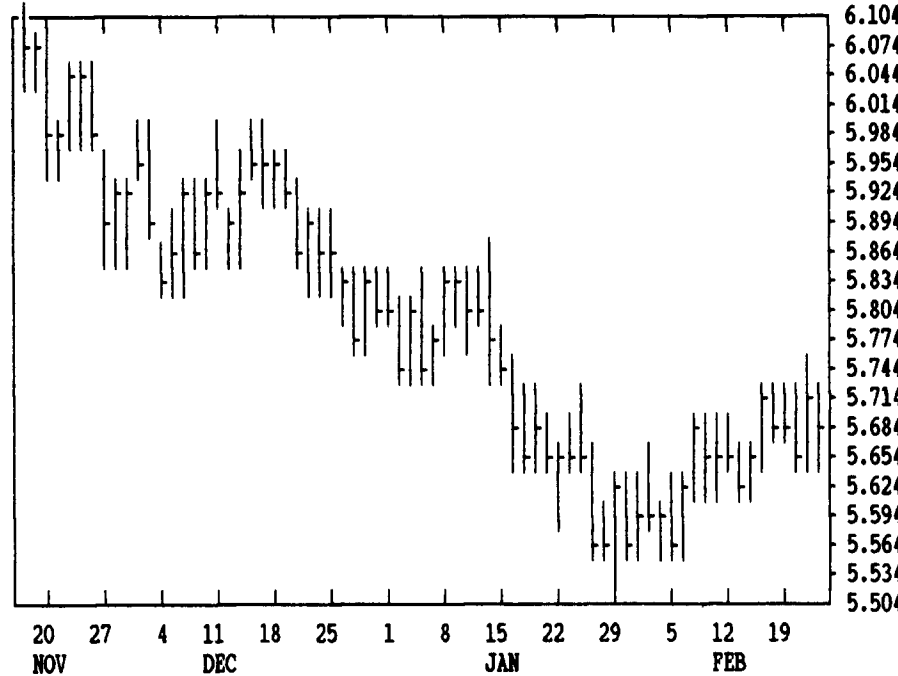
FEB CCTL	79.90	79.02	79.77	80.10	76.12	.	.
APR CCTL	77.87	76.77	77.62	77.70	75.10	75.00	77.90
MAR FDRS	82.35	81.60	82.17	84.00	81.85	80.10	84.10
FEB HOGS	50.30	49.00	49.52	51.80	48.30	.	.
APR HOGS	47.95	46.85	47.42	49.25	44.55	46.40	49.35
FEB BLLS	51.30	49.10	49.85	57.87	49.35	49.00 MAR	54.40

LIVE CATTLE			FEEDER CATTLE			LIVE HOGS		
HIGH	LOW	LAST CHG	HIGH	LOW	LAST CHG	HIGH	LOW	LAST CHG
APR 7580	7512	7555* -7	MAR 8075	8007	8042* +17	APR 4895	4780	4865* +73
JUN 7095	7025	7085* +43	APR 8025	7965	7985* +23	JUN 5437	5327	5420* +70
AUG 7050	7000	7027* +35	MAY 8035	7965	7985* +23	JUL 5410	5320	5392* +62
OCT 7307	7255	7277* +15	AUG 8047	8000	8040* +45	AUG 5245	5150	5200* +38
DEC 7330	7295	7320* +13	SEP 8020	7995	8020* +40	OCT 4715	4670	4707* +17
FEB 7297	7275	7297* +30	OCT 8030	7970	8000* +25	DEC 4750	4725	4750* +30
APR			NOV 8040	8000	8025* +35	FEB 4775	4760	4762* +12
JUN			JAN 8035	8020	8035* +10	APR 4750	4672	4672*

CORN			CHICAGO WHEAT			K.C. WHEAT		
HIGH	LOW	LAST CHG	HIGH	LOW	LAST CHG	HIGH	LOW	LAST CHG
MAR 2466	2420	2450* +20	MAR 3900	3844	3894* +50	MAR 3884	3832	3862* +22
MAY 2544	2486	2524* +24	MAY 3680	3634	3662* +16	MAY 3710	3630	3682* +10
JLY 2594	2536	2572* +24	JLY 3464	3434	3452* +6	JLY 3540	3502	3534* +10
SEP 2562	2516	2552* +24	SEP 3524	3500	3510* +2	SEP 3594	3564	3576* +2
DEC 2550	2490	2532* +30	DEC 3650	3616	3630* +4	DEC 3694	3680	3684* 0
MAR 2600	2550	2594* +30	K.C. SORGHUM			MINN WHEAT		
MAY 2634	2600	2632* +30	MAR 2144	2110	2144* +30	MAR 3840	3754	3812* +42
			MAY 2214	2164	2214* +30	MAY 3774	3730	3754* +12
MAR 1386	1352	1374* +12	JLY 2284	2240	2284* +30	JLY 3700	3690	3694* +22
MAY 1460	1432	1446* +4	SEP			SEP 3686	3660	3684* +14
JLY 1530	1506	1514* -4	DEC			DEC 3772	3746	3772* +4
SOYBEANS			SOYBEAN MEAL			SOYBEAN OIL		
MAR 5714	5674	5680* -30	MAR 1650	1635	1640* -10	MAR 2071	2039	2052* +10
MAY 5834	5796	5802* -30	MAY 1690	1673	1675* -15	MAY 2092	2061	2066* -2
JLY 5946	5910	5912* -26	JLY 1730	1715	1715* -17	JLY 2105	2071	2081* +4
AUG 5976	5940	5942* -24	AUG 1743	1732	1732* -16	AUG 2098	2062	2070* +3
SEP 5954	5924	5924* -20	SEP 1765	1752	1752* -16	SEP 2085	2050	2055* +5
NOV 6010	5964	5974* -6	OCT 1775	1766	1766* -14	OCT 2065	2028	2035* +3
JAN 6100	6070	6074* 0	DEC 1805	1792	1794* -15	DEC 2057	2020	2037* +14
MAR 6184	6164	6174* 0	JAN 1810	1810	1810* -7	JAN 2035	2020	2030* +15

SWISS FRANC			EURODOLLAR			PORK BELLIES		
MAR 6805	6750	6766* 0	MAR 9162	9155	9160* +3	MAR 5415	5215	5415*+200
JUN 6789	6734	6749* +1	JUN 9157	9146	9155* +4	MAY 5547	5350	5547*+200
SEP 6765	6725	6732* +3	SEP 9147	9139	9146* +4	JLY 5577	5380	5577*+200
BRITISH POUND			DEC 9126	9118	9124* +3	AUG 5375	5220	5375*+200
MAR 17098	17026	17040* -16	MAR 9114	9104	9112* +3	FEB 5752	5660	5752*+200
JUN 16826	16764	16774* -16	JUN 9101	9090	9099* +3	MAR 5660	5460	5660*+200
SEP 16570	16530	16530* -16						

DTN GRAINS 21 MARCH SOYBEANS CONTRACT HIGH: 7.740 LOW: 5.534



DTN GRAINS 23 MARCH SOY MEAL CONTRACT HIGH: 230.5 LOW: 163.5

