

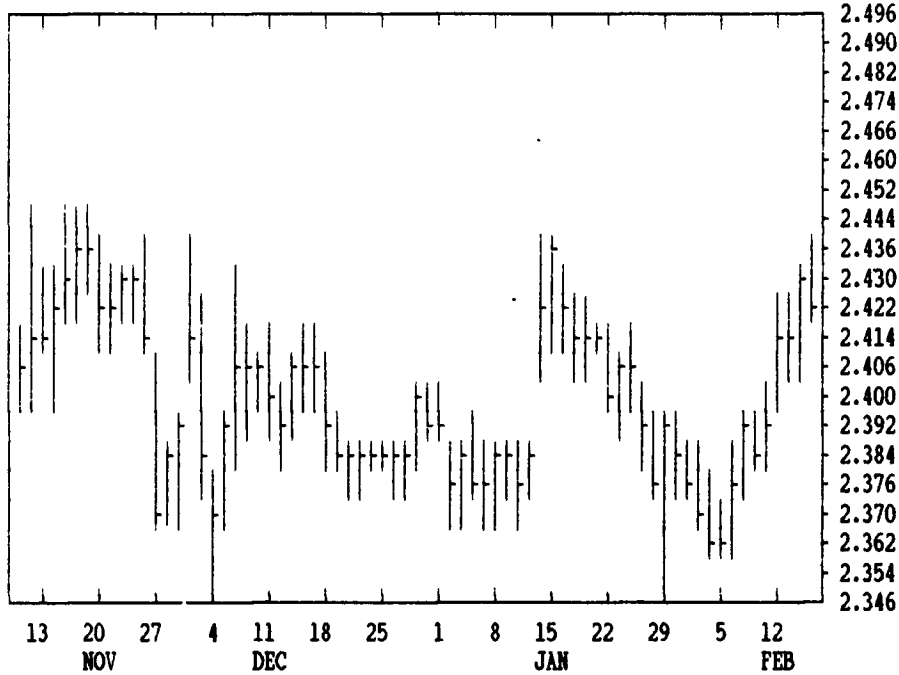
# GRAIN, CATTLE AND HOG FUTURES MARKETS

From DTN farmer satellite daily update. Service phone: (717) 691-7609.

(Closing bids: Thursday, February 15)

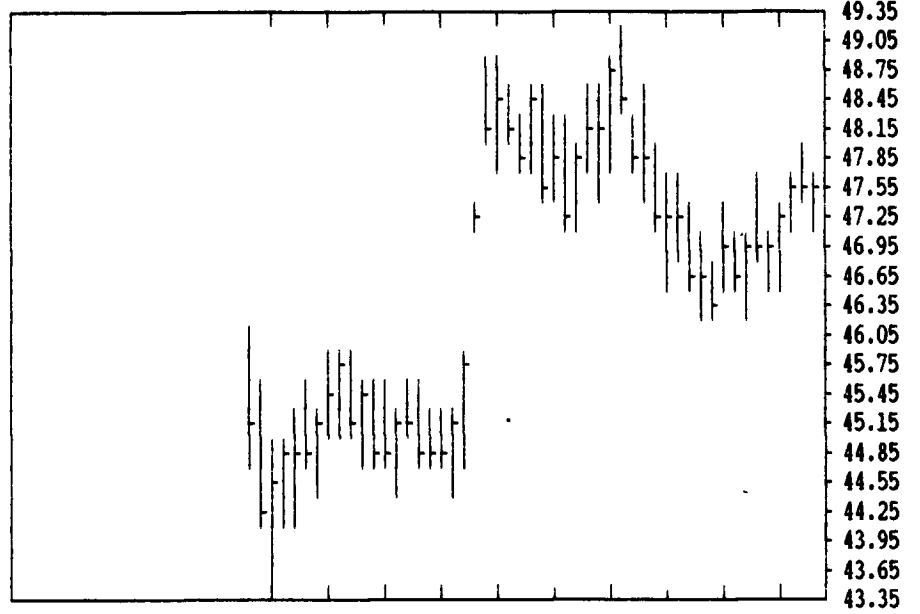
DTN GRAINS 16 MARCH CORN

CONTRACT HIGH: 2.864 LOW: 2.260



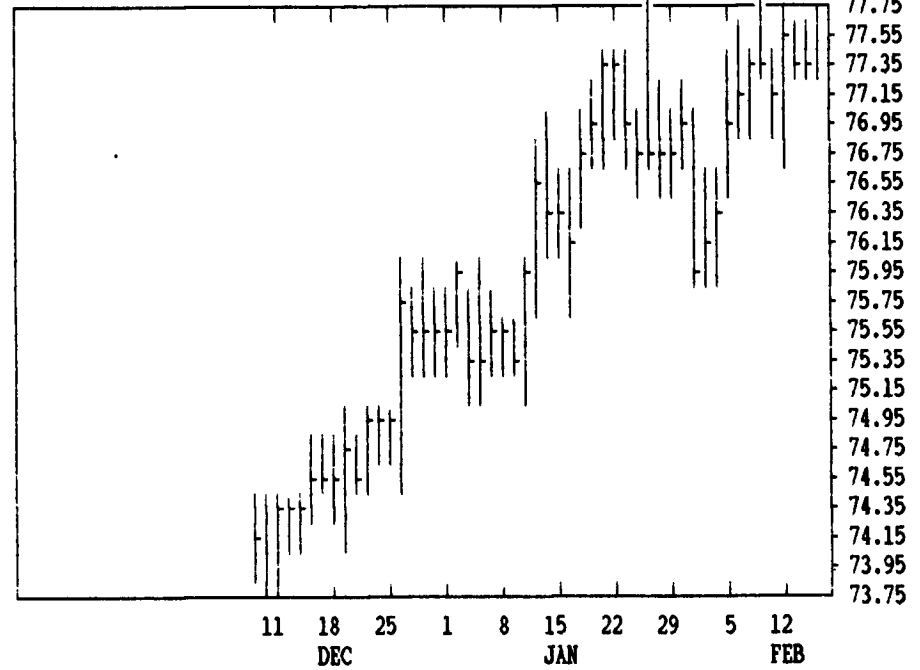
DTN LIVESTOCK XX APRIL HOGS

CONTRACT HIGH: 49.25 LOW: 39.40



DTN LIVESTOCK XX APRIL CATTLE

CONTRACT HIGH: 77.85 LOW: 70.80



DTN FUTURES 10 02/14

TECHNICAL COMMENTS

	PAST WEEK'S (ENDING 02/09)			JAN 'S (ENDING 1/31)		CURRENT	
	HIGH	LOW	CLOSE	HIGH	LOW	SUPPORT	RESISTANCE
MAR WHT	3.88	3.80	3.86 3/4	4.11	3.71 1/2	3.71 1/2	3.91 1/4
JLY WHT	3.50 1/2	3.46	3.47 3/4	3.63 1/2	3.45 3/4	3.42 1/4	3.56
KC MAR	3.87	3.79 3/4	3.85	4.09 1/2	3.77 1/2	3.77 1/2	3.90
KC JLY	3.61 1/4	3.56 1/4	3.58 1/2	3.72 1/4	3.52	3.44 1/2	3.75
MAR CORN	2.40	2.36 1/4	2.39 1/2	2.44 1/4	2.36	2.36	2.44 1/2
JLY CORN	2.49 1/2	2.45 1/4	2.48 1/2	2.55 3/4	2.45 3/4	2.43	2.56
DEC90 CN	2.44 1/2	2.39 3/4	2.44	2.50 1/2	2.42 3/4	2.39 1/2	2.50 1/2
MAR BNS	5.70 1/2	5.57 1/2	5.66 3/4	5.86 1/2	5.53 1/2	5.51-5.54	5.75
JLY BNS	5.93	5.81 1/2	5.89 1/2	6.11 1/2	5.78	5.78	6.00
NOV90 BN	5.98	5.88 1/2	5.95	6.20	5.88 1/2	5.88	6.10
MAR MEAL	169.50	165.70	167.20	181.80	166.80	MAR 170.00	
MAR OIL	19.50	18.97	19.44	19.74	18.81	19.25 MAR	20.20

FEB CTTL	79.92	79.10	79.22	80.10	76.12	.	.
APR CTTL	77.75	76.52	77.10	77.70	75.10	76.00	77.70
MAR FDRS	83.50	81.60	81.77	84.00	81.85	80.50	84.10
FEB HOGS	49.60	48.55	49.05	51.80	48.30	.	.
APR HOGS	47.52	46.55	46.95	49.25	44.55	45.80	48.00
FEB BLS	51.45	49.00	49.70	57.87	49.35	49.00 MAR	54.40

DTN FUTURES 03 02/16  
LIVE CATTLE

DELAYED COMMODITY QUOTES  
FEEDER CATTLE

CENT. 08:13  
LIVE HOGS

HIGH	LOW	LAST	CHG	HIGH	LOW	LAST	CHG	HIGH	LOW	LAST	CHG
FEB 7980	7935	7977*	+35	MAR 8215	8185	8202*	+5	FEB 5030	4975	4985*	-32
APR 7785	7740	7772*	+35	APR 8110	8057	8105*	+3	APR 4775	4735	4767*	-8
JUN 7290	7255	7277*	+25	MAY 8070	8020	8055*	+18	JUN 5310	5262	5300*	-12
AUG 7145	7107	7137*	+32	AUG 8065	8040	8062*	+12	JLY 5272	5242	5272*	0
OCT 7285	7237	7272*	+35	SEP 8037	8020	8025*	-10	AUG 5125	5090	5120*	-10
DEC 7340	7295	7340*	+35	OCT 8040	8025	8030*	0	OCT 4645	4615	4645*	-15
FEB 7330	7300	7330*	+30	NOV 8050	8050	8050*	+5	DEC 4700	4685	4695*	-7
APR				JAN 8040	8030	8040*	0	FEB 4710	4710	4710*	-10

DTN FUTURES 02 02/16

DELAYED COMMODITY QUOTES

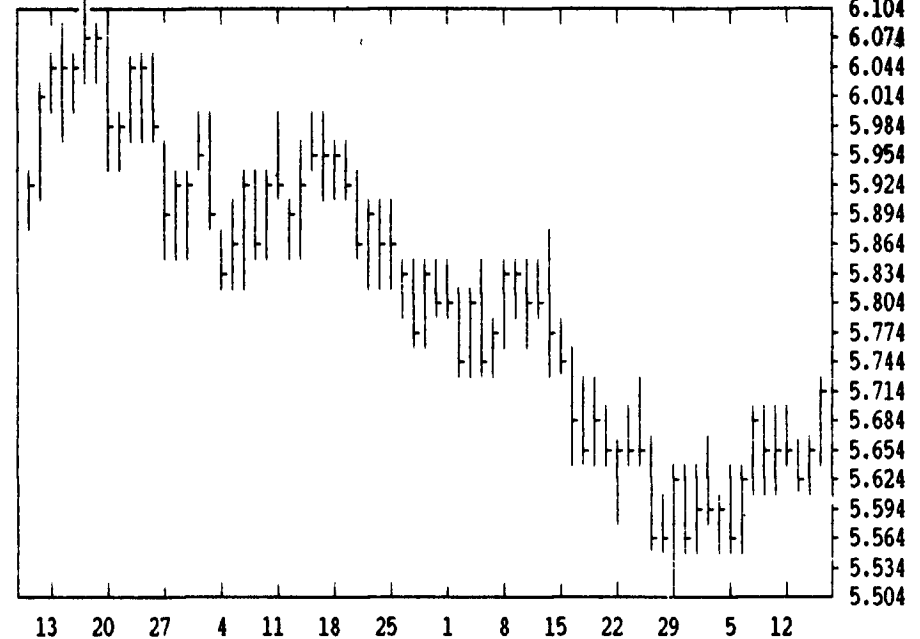
CENT. 08:11

CORN				CHICAGO WHEAT				K.C. WHEAT			
HIGH	LOW	LAST	CHG	HIGH	LOW	LAST	CHG	HIGH	LOW	LAST	CHG
MAR 2442	2424	2426*	-2	MAR 3890	3842	3862*	-10	MAR 3860	3824	3854*	+22
MAY 2506	2482	2490*	0	MAY 3670	3642	3652*	-4	MAY 3700	3676	3692*	0
JLY 2550	2530	2534*	0	JLY 3466	3454	3456*	-4	JLY 3566	3536	3562*	+6
SEP 2520	2502	2514*	+10	SEP 3530	3514	3514*	-16	SEP 3616	3594	3614*	+6
DEC 2492	2472	2486*	+12	DEC 3644	3630	3634*	-10	DEC 3714	3710	3714*	-4
MAR 2556	2540	2554*	+12	K.C. SORGHUM				MINN WHEAT			
MAY 2594	2574	2590*	+14	MAR 2130	2114	2124*	0	MAR 3796	3774	3786*	0
				MAY 2190	2180	2190*	0	MAY 3776	3760	3772*	+2
MAR 1414	1400	1404*	-4	JLY 2254	2240	2254*	0	JLY 3724	3710	3720*	-2
MAY 1496	1486	1490*	-4	SEP				SEP 3704	3694	3694*	-4
JLY 1570	1560	1564*	-4	DEC				DEC 3800	3790	3790*	-10
SOYBEANS				SOYBEAN MEAL				SOYBEAN OIL			
MAR 5714	5674	5710*	+42	MAR 1663	1655	1656*	+5	MAR 2012	1988	2011*	+16
MAY 5834	5794	5832*	+42	MAY 1708	1698	1700*	+6	MAY 2038	2015	2037*	+13
JLY 5950	5910	5946*	+34	JLY 1745	1733	1739*	+9	JLY 2049	2025	2048*	+12
AUG 5980	5956	5976*	+26	AUG 1764	1753	1757*	+9	AUG 2042	2025	2042*	+10
SEP 5954	5950	5950*	+20	SEP 1781	1770	1775*	+10	SEP 2038	2015	2036*	+10
NOV 6010	5980	6004*	+26	OCT 1792	1785	1786*	+11	OCT 2025	2005	2023*	+1
JAN 6104	6074	6104*	+34	DEC 1820	1805	1813*	+13	DEC 2028	2000	2027*	+2
MAR 6200	6180	6200*	+30	JAN 1825	1820	1820*	+10	JAN 2020	2000	2020*	+3

SWISS FRANC				EURODOLLAR				PORK BELLIES			
MAR 6640	6600	6620	-19	MAR 9166	9164	9165	0	FEB 5130	4930	5110*	+148
JUN 6621	6590	6600	-19	JUN 9164	9161	9164	+4	MAR 5182	4960	5155*	+173
SEP 6650	6590	6599*	-46	SEP 9158	9155	9156	+2	MAY 5320	5100	5300*	+180
BRITISH POUND				DEC 9136	9134	9136	+3	JLY 5280	5160	5265*	+115
MAR 16766	16700	16742	-34	MAR 9126	9125	9125	+1	AUG 5100	4975	5047*	+107
JUN 16496	16450	16480	-32	JUN 9116	9114	9114	+1	FEB 5625	5575	5600*	+98
SEP 16230	16230	16230	-36								

DTN GRAINS 21 MARCH SOYBEANS

CONTRACT HIGH: 7.740 LOW: 5.534



DTN GRAINS 23 MARCH SOY MEAL

CONTRACT HIGH: 230.5 LOW: 164.4

