

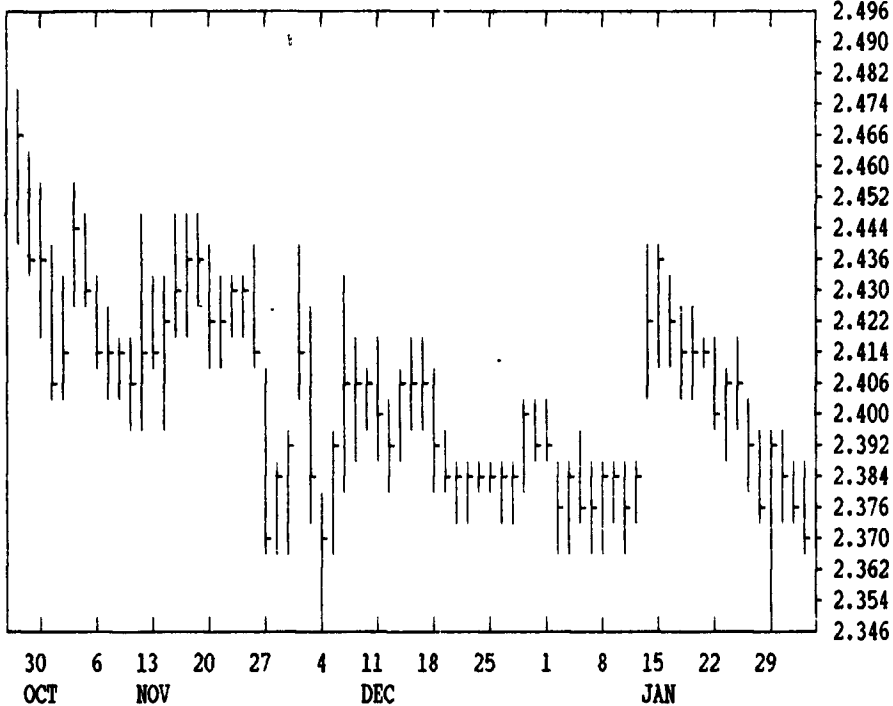
GRAIN, CATTLE AND HOG FUTURES MARKETS

From DTN farmer satellite daily update. Service phone: (717) 691-7809.

(Closing bids: Thursday, February 1)

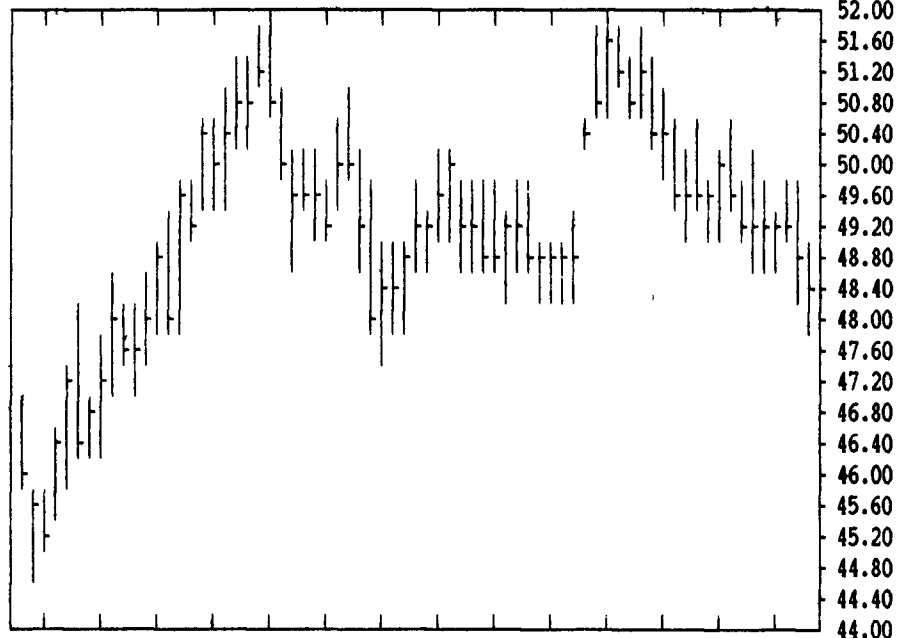
DTN GRAINS 16 MARCH CORN

CONTRACT HIGH: 2.864 LOW: 2.260



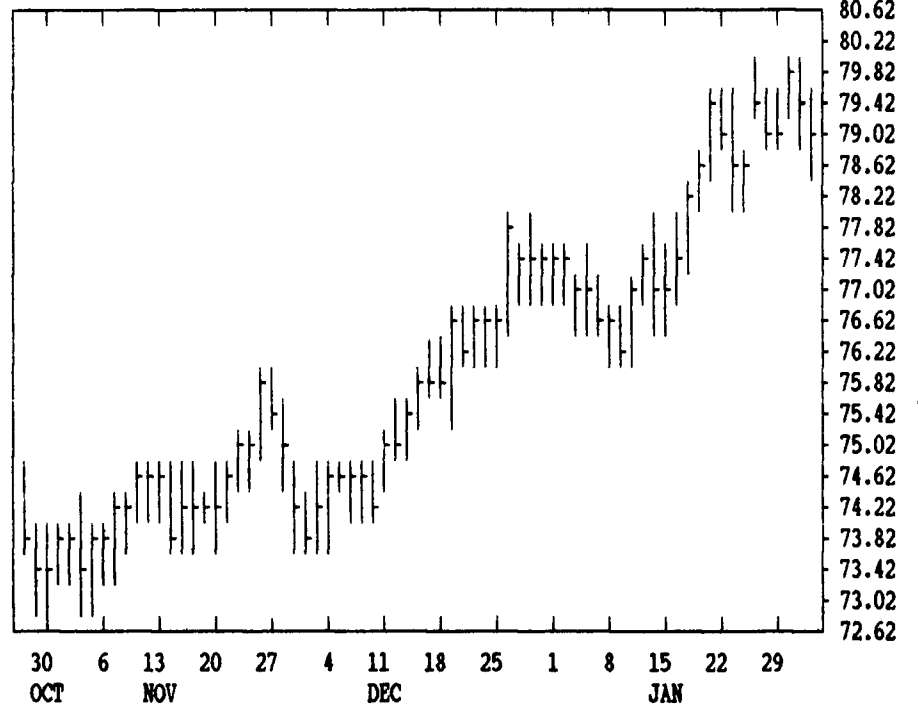
DTN LIVESTOCK 17 FEB HOGS

CONTRACT HIGH: 51.87 LOW: 41.75



DTN LIVESTOCK 18 FEB CATTLE

CONTRACT HIGH: 80.10 LOW: 69.80



DTN FUTURES 10 02/01

TECHNICAL COMMENTS

	PAST WEEK'S (ENDING 01/26)			DEC 'S (ENDING 12/29)		CURRENT	
	HIGH	LOW	CLOSE	HIGH	LOW	SUPPORT	RESISTANCE
MAR WHT	3.94 1/4	3.81	3.81 1/4	4.16 1/2	4.02	3.50	3.90
JLY WHT	3.55 1/2	3.48	3.48 3/4	3.64	3.52	3.42 1/4	3.60
KC MAR	3.98 1/2	3.87	3.87 1/4	4.12 1/4	4.01 1/2	3.75	4.00
KC JLY	3.65 3/4	3.56	3.58 1/4	3.74 1/2	3.63 1/2	3.44 1/2	3.75
MAR CORN	2.41 3/4	2.38	2.38 1/4	2.43	2.35 1/2	2.36	2.44 1/2
JLY CORN	2.51 3/4	2.47 1/2	2.47 3/4	2.51	2.43	2.45 3/4	2.56
DEC90 CN	2.49	2.44 1/4	2.45 3/4	2.48	2.37 1/2	2.40	2.50 1/2
MAR BNS	5.72	5.57 1/2	5.58 1/2	6.00	5.78 1/2	5.51-5.54	5.90
JLY BNS	5.95	5.80 1/4	5.81 1/4	6.22	6.04	5.78	6.00
NOV90 BN	6.04 1/2	5.89 1/2	5.90 3/4	6.26	6.03 1/4	5.78	6.20
MAR MEAL	173.70	168.50	168.90	185.50	177.70	160.00	MAR 170.00
MAR OIL	19.18	18.86	19.03	19.87	18.81	18.80	MAR 19.75

FEB CFTL	80.05	78.20	79.27	77.92	74.00	76.00	80.10
APR CFTL	77.70	76.50	76.82	76.00	73.65	75.00	77.70
MAR FDRS	84.00	82.85	83.42	84.10	80.90	80.50	84.10
FEB HOGS	50.52	49.05	49.52	50.70	47.75	48.00	50.50
APR HOGS	49.25	47.30	47.37	46.50	43.65	45.80	48.00
FEB BLLS	57.45	54.10	54.10	58.85	47.75	47.75	54.00

DTN FUTURES 03 02/02

DELAYED COMMODITY QUOTES

CENT. 06:19

LIVE CATTLE				FEEDER CATTLE				LIVE HOGS			
HIGH	LOW	LAST	CHG	HIGH	LOW	LAST	CHG	HIGH	LOW	LAST	CHG
FEB 7955	7890	7900*	-35	MAR 8310	8245	8262*	+10	FEB 4885	4812	4830*	-40
APR 7660	7592	7610*	+8	APR 8210	8160	8172*	+7	APR 4692	4652	4670*	-17
JUN 7230	7180	7202*	+22	MAY 8157	8095	8097*	-13	JUN 5235	5172	5185*	-57
AUG 7115	7082	7095*	+10	AUG 8075	8030	8057*	+7	JLY 5247	5192	5207*	-30
OCT 7185	7140	7160*	+15	SEP 8025	7995	8025*	+30	AUG 5110	5050	5065*	-40
DEC 7262	7245	7245*	-5	OCT 8005	7960	7975*	+15	OCT 4635	4595	4615*	-20
FEB 7265	7250	7265*		NOV 8015	7992	8000*	+30	DEC 4705	4645	4650*	-15
APR				JAN 8005	7975	8000*	+40	FEB 4690	4680	4680*	0

CORN				CHICAGO WHEAT				K.C. WHEAT			
HIGH	LOW	LAST	CHG	HIGH	LOW	LAST	CHG	HIGH	LOW	LAST	CHG
MAR 2384	2372	2374*	-6	MAR 3774	3732	3752*	-4	MAR 3814	3780	3796*	-2
MAY 2442	2430	2432*	-4	MAY 3652	3612	3644*	+16	MAY 3712	3682	3706*	+12
JLY 2482	2470	2472*	-4	JLY 3500	3470	3484*	+10	JLY 3602	3572	3582*	-2
SEP 2464	2452	2452*	-10	SEP 3564	3532	3544*	+4	SEP 3650	3634	3634*	-4
DEC 2442	2424	2432*	-6	DEC 3674	3644	3664*	+10	DEC 3752	3742	3742*	+2
MAR 2500	2486	2496*	-4	K.C. SORGHUM				MINN WHEAT			
MAY 2544	2526	2532*	-6	MAR 2100	2092	2092*	-6	MAR 3706	3686	3704*	-2
				MAY 2194	2160	2160*	-2	MAY 3732	3710	3730*	+4
				JLY 2224	2214	2214*	0	JLY 3684	3654	3684*	+20
				SEP				SEP 3650	3624	3650*	+14
				DEC				DEC 3736	3736	3736*	0

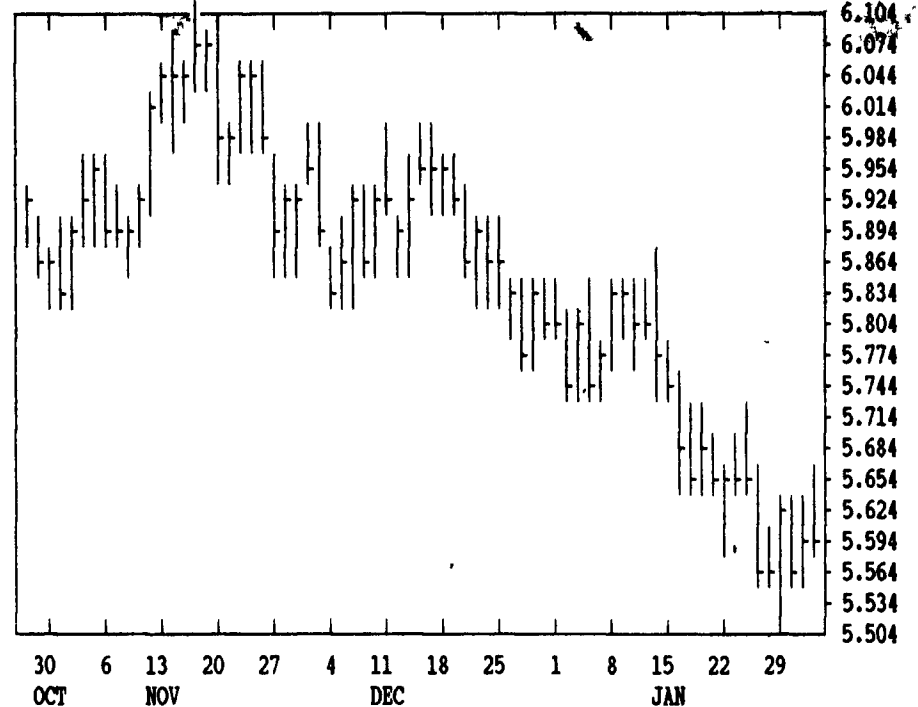
SOYBEANS				SOYBEAN MEAL				SOYBEAN OIL			
HIGH	LOW	LAST	CHG	HIGH	LOW	LAST	CHG	HIGH	LOW	LAST	CHG
MAR 5674	5594	5596*	-12	MAR 1688	1673	1674*	-5	MAR 1950	1917	1922*	+5
MAY 5796	5714	5720*	-14	MAY 1720	1707	1708*	-3	MAY 1985	1955	1958*	+3
JLY 5920	5840	5844*	-10	JLY 1749	1736	1738*	-3	JLY 2012	1981	1986*	+5
AUG 5946	5870	5874*	-14	AUG 1767	1755	1755*	-3	AUG 2013	1986	1992*	+5
SEP 5940	5870	5870*	-26	SEP 1785	1772	1773*	-4	SEP 2015	1990	1993*	+5
NOV 6000	5930	5934*	-16	OCT 1795	1786	1788*	-2	OCT 2020	1990	1993*	+5
JAN 6086	6020	6024*	-30	DEC 1822	1812	1813*	-7	DEC 2030	2003	2003*	+1
MAR 6180	6130	6130*	-30	JAN 1835	1830	1835*	-2	JAN 2030	2005	2005*	+2

SWISS FRANC				EURODOLLAR				PORK BELLIES			
HIGH	LOW	LAST	CHG	HIGH	LOW	LAST	CHG	HIGH	LOW	LAST	CHG
MAR 6697	6641	6695*	+40	MAR 9169	9164	9166*	+1	FEB 5090	4922	5020*	-25
JUN 6680	6620	6676*	+40	JUN 9167	9160	9161*	+1	MAR 5140	5005	5062*	-20
SEP 6665	6655	6665*	+40	SEP 9158	9152	9154*	+4	MAY 5250	5120	5175*	-30

BRITISH POUND			
HIGH	LOW	LAST	CHG
MAR 16734	16668	16704*	+44
JUN 16476	16416	16448*	+42

DTN GRAINS 11 MARCH BEANS

CONTRACT HIGH: 7.740 LOW: 5.534



DTN GRAINS 11 MARCH MEAL

CONTRACT HIGH: 230.5 LOW: 166.8

