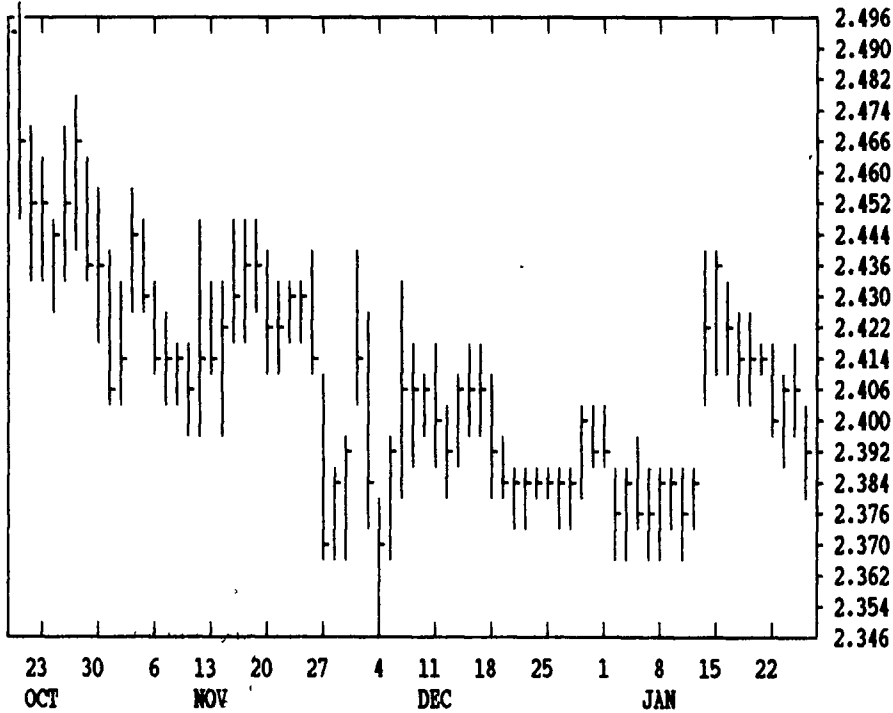


# GRAIN, CATTLE AND HOG FUTURES MARKETS

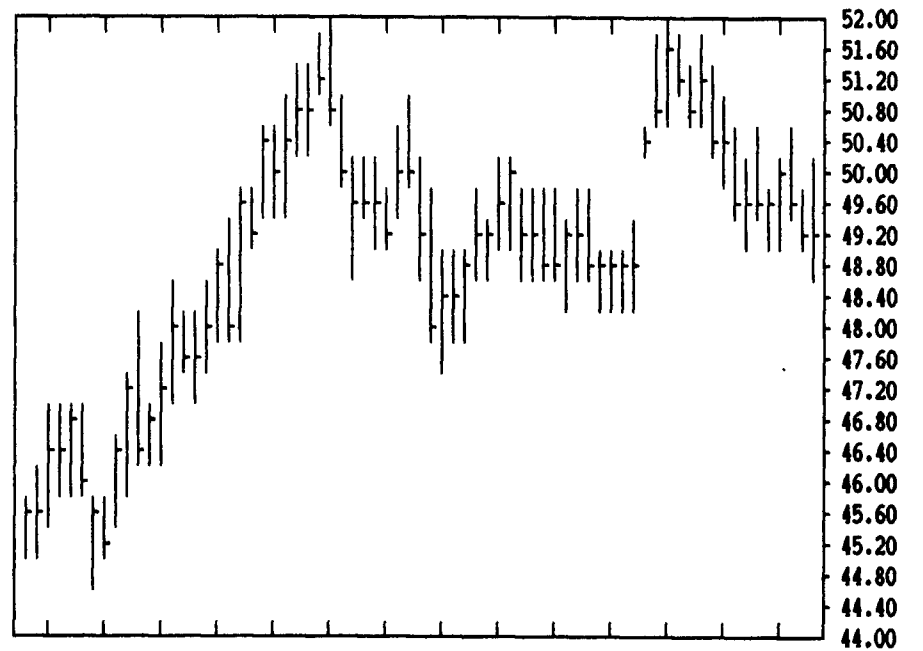
From DTN farmer satellite daily update. Service phone: (717) 681-7808.

(Closing bids: Thursday, January 25)

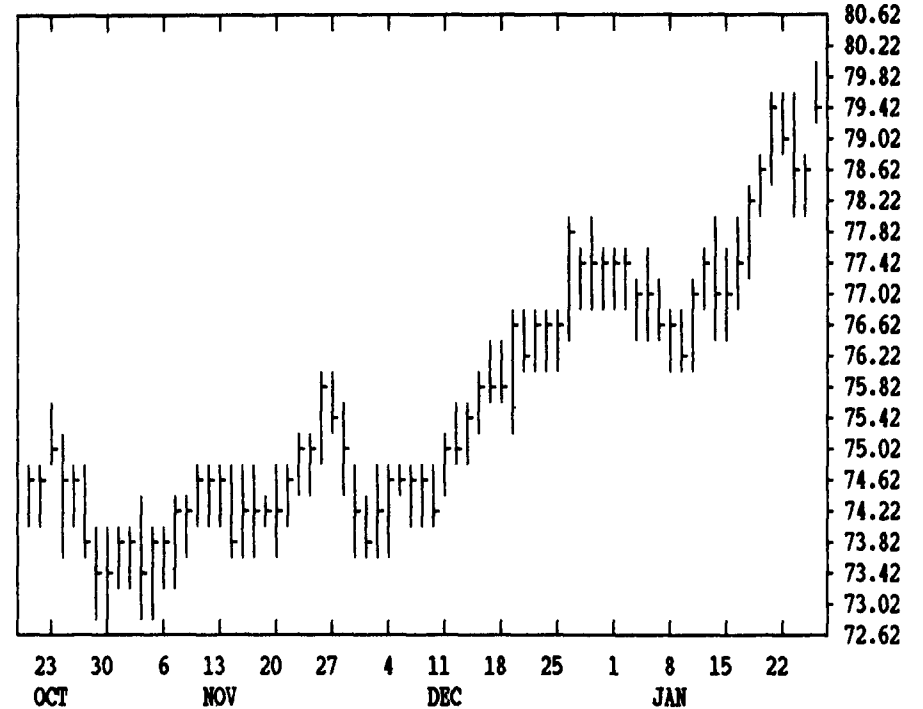
DTN GRAINS 16 MARCH CORN CONTRACT HIGH: 2.864 LOW: 2.260



DTN LIVESTOCK 17 FEB HOGS CONTRACT HIGH: 51.87 LOW: 41.75



DTN LIVESTOCK 18 FEB CATTLE CONTRACT HIGH: 80.05 LOW: 69.80



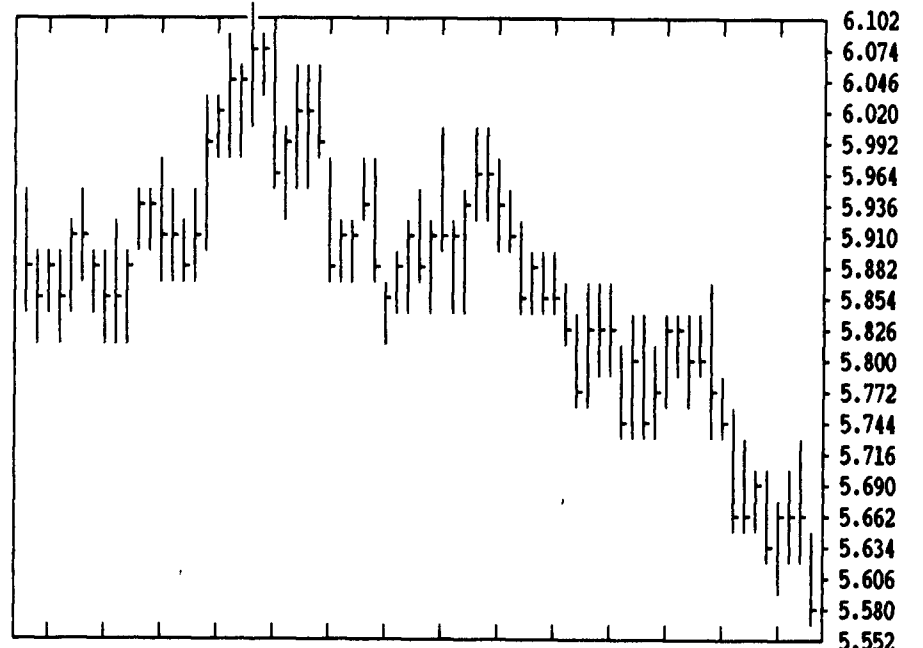
DTN FUTURES	TECHNICAL COMMENTS					
	PAST WEEK'S (ENDING 01/19)			DEC 'S (ENDING 12/29)		CURRENT
	HIGH	LOW	CLOSE	HIGH	LOW	SUPPORT RESISTANCE
MAR WHT	4.02	3.91 3/4	3.92	4.16 1/2	4.02	3.50 3.90
JLY WHT	3.58	3.50 3/4	3.52 1/4	3.64	3.52	3.42 1/4 3.60
KC MAR	4.04 1/4	3.98	3.98	4.12 1/4	4.01 1/2	3.83 1/2 4.00
KC JLY	3.69 1/2	3.62	3.63	3.74 1/2	3.63 1/2	3.44 1/2 3.75
MAR CORN	2.44 1/4	2.41 1/4	2.41 3/4	2.43	2.35 1/2	2.38 1/2 2.48
JLY CORN	2.55 3/4	2.51 1/4	2.52 1/4	2.51	2.43	2.47 2.56
DEC90 CN	2.50 1/2	2.47	2.49 1/2	2.48	2.37 1/2	2.40 2.50 1/2
MAR BNS	5.78 1/2	5.65	5.65 1/2	6.00	5.78 1/2	5.51-5.54 5.90
JLY BNS	6.04 1/4	5.89	5.89 1/4	6.22	6.04	5.78 1/2 6.00
NOV90 BN	6.14	5.99	5.99 1/4	6.26	6.03 1/4	5.78 6.20
MAR MEAL	178.00	171.50	171.60	185.50	177.70	167.00 MAR 175.00
MAR OIL	19.48	19.00	19.01	19.87	18.81	18.80 MAR 19.75

LIVE CATTLE				FEEDER CATTLE				LIVE HOGS			
	HIGH	LOW	LAST CHG		HIGH	LOW	LAST CHG		HIGH	LOW	LAST CHG
FEB	8005	7940	7950* +80	JAN	8455	8437	8450* 0	FEB	4990	4905	4925* +10
APR	7770	7682	7687* +17	MAR	8400	8330	8337* +25	APR	4845	4770	4785* +3
JUN	7275	7210	7215* +5	APR	8307	8240	8247* +10	JUN	5350	5275	5285* -7
AUG	7195	7120	7125* -15	MAY	8240	8165	8172* +10	JLY	5340	5280	5310* +15
OCT	7275	7215	7220* 0	AUG	8115	8060	8070* -5	AUG	5197	5130	5130* -27
DEC	7310	7265	7270* 0	SEP	8050	8035	8035* -15	OCT	4672	4645	4647* 0

CORN				CHICAGO WHEAT				K.C. WHEAT			
	HIGH	LOW	LAST CHG		HIGH	LOW	LAST CHG		HIGH	LOW	LAST CHG
MAR	2404	2390	2392* -14	MAR	3900	3842	3854* -60	MAR	3954	3904	3904* -56
MAY	2454	2442	2446* -12	MAY	3730	3684	3696* -34	MAY	3800	3752	3764* -44
JLY	2500	2482	2486* -14	JLY	3526	3500	3504* -30	JLY	3634	3594	3596* -40
SEP	2482	2470	2470* -16	SEP	3584	3564	3566* -20	SEP	3684	3652	3652* -32
DEC	2462	2450	2452* -22	DEC	3694	3672	3672* -24	DEC	3784	3754	3754* -30
MAR	2522	2512	2516* -20	K.C. SORGHUM				MINN WHEAT			
MAY	2564	2552	2552* -22	MAR	2150	2150	2150* -14	MAR	3830	3790	3790* -44
				MAY	2230	2214	2214* -14	MAY	3834	3784	3790* -44
				JLY		2244* -14	JLY	3734	3710	3714* -30	
				SEP			SEP	3694	3660	3670* -32	
				DEC			DEC	3760	3760	3760* -40	
				SOYBEAN MEAL				SOYBEAN OIL			
MAR	5654	5580	5582* -76	MAR	1710	1692	1694* -18	MAR	1913	1890	1890* -18
MAY	5782	5710	5712* -76	MAY	1740	1719	1719* -23	MAY	1950	1928	1932* -14
JLY	5894	5814	5816* -82	JLY	1769	1744	1745* -26	JLY	1977	1955	1959* -15
AUG	5930	5852	5854* -80	AUG	1785	1757	1757* -30	AUG	1980	1960	1963* -16
SEP	5924	5854	5854* -74	SEP	1795	1770	1770* -25	SEP	1984	1963	1966* -17
NOV	5996	5914	5920* -86	OCT	1809	1780	1780* -27	OCT	1980	1970	1972* -13
JAN	6090	6024	6024* -76	DEC	1840	1800	1808* -32	DEC	2000	1985	1985* -15
MAR	6130	6130	6130* -74	JAN	1815	1810	1812* -35	JAN	2000	1991	1991* -9

SWISS FRANC				EURODOLLAR				PORK BELLIES			
	HIGH	LOW	LAST CHG		HIGH	LOW	LAST CHG		HIGH	LOW	LAST CHG
MAR	6725	6680	6710* +58	MAR	9174	9166	9167* -4	FEB	5687	5500	5610* +123
JUN	6703	6655	6690* +58	JUN	9172	9161	9163* -3	MAR	5717	5550	5642* +125
SEP	6680	6670	6676* +58	SEP	9165	9155	9156* -3	MAY	5820	5670	5747* +122
				DEC	9143	9133	9134* -4	JLY	5850	5705	5732* +82
				MAR	9136	9125	9127* -5	AUG	5660	5495	5497* +37
				JUN	9126	9115	9117* -6	FEB	5822	5705	5705* +83

DTN GRAINS XX MARCH BEANS CONTRACT HIGH: 7.740 LOW: 5.580



DTN GRAINS XX MARCH MEAL CONTRACT HIGH: 230.5 LOW: 169.2

