

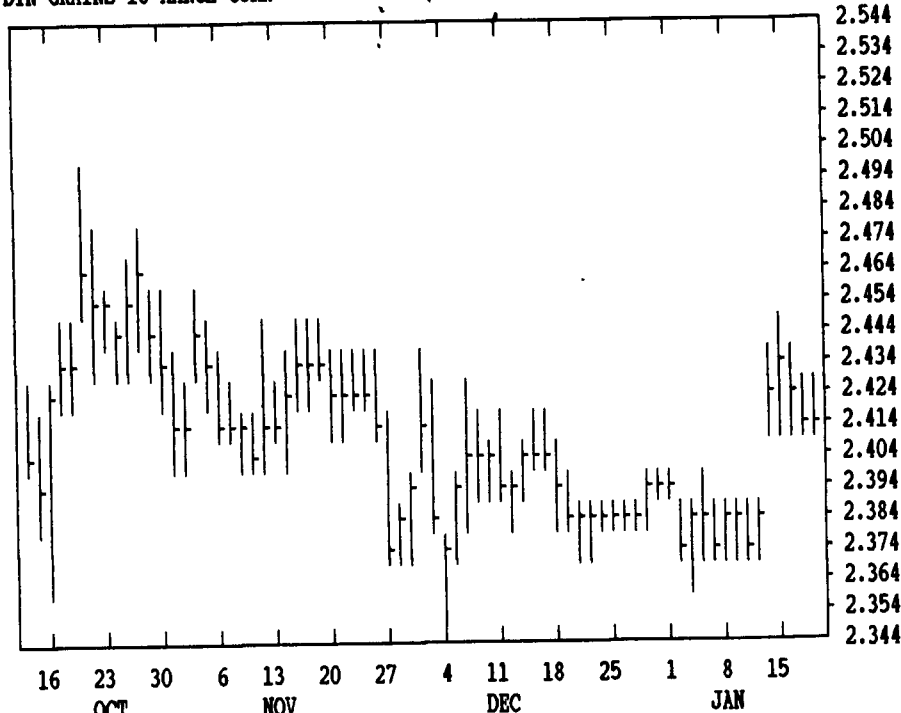
# GRAIN, CATTLE AND HOG FUTURES MARKETS

From DTN farmer satellite daily update. Service phone: (717) 691-7009.

Closing bids: Thursday, January 18

DTN GRAINS 16 MARCH CORN

CONTRACT HIGH: 2.864 LOW: 2.260



DTN FUTURES 10 01/18

TECHNICAL COMMENTS

	PAST WEEK'S (ENDING 01/12)			DEC 'S (ENDING 12/29)		CURRENT	
	HIGH	LOW	CLOSE	HIGH	LOW	SUPPORT	RESISTANCE
MAR WHT	4.12	4.00 1/2	4.01 1/2	4.16 1/2	4.02	3.90	4.07 1/2
JLY WHT	3.63 1/2	3.55 3/4	3.57 3/4	3.64	3.52	3.50	3.65
KC MAR	4.09 1/2	4.02 1/2	4.02 1/2	4.12 1/4	4.01 1/2	4.00	4.12 1/2
KC JLY	3.72 1/4	3.66 1/4	3.69 1/4	3.74 1/2	3.63 1/2	3.44 1/2	3.75

MAR CORN	2.44	2.37 1/2	2.42 1/4	2.43	2.35 1/2	2.38 1/2	2.48
JLY CORN	2.54	2.48	2.53 1/4	2.51	2.43	2.49 1/2	2.56
DEC90 CN	2.50	2.45 1/2	2.49 1/2	2.48	2.37 1/2	2.40	.
JAN BNS	5.74 1/2	5.65	5.65 1/2	5.86 1/4	5.64	.	.
MAR BNS	5.86 1/2	5.76 1/2	5.77 3/4	6.00	5.78 1/2	5.63	6.00
NOV90 BN	6.20	6.11 1/2	6.13 3/4	6.26	6.03 1/4	5.90	6.20
JAN NEAL	180.50	176.50	176.60	184.80	177.80	.	MAR 177.50
JAN OIL	19.40	18.68	19.17	19.43	18.68	19.00	MAR 20.10

FEB CTTL	78.00	76.12	77.20	77.92	74.00	76.00	.
APR CTTL	76.95	75.12	76.42	76.00	73.65	75.00	.
JAN FDRS	84.80	83.80	83.85	85.60	82.60	80.50	MAR 84.10
FEB HOGS	51.80	50.52	50.67	50.70	47.75	49.20	51.87
APR HOGS	48.90	47.60	47.77	46.50	43.65	46.00	49.00
FEB BLS	57.87	54.10	55.47	58.85	47.75	53.00	58.00

LIVE CATTLE

FEEDER CATTLE

LIVE HOGS

	HIGH	LOW	LAST	CHG		HIGH	LOW	LAST	CHG		HIGH	LOW	LAST	CHG
FEB	7890	7825	7880*	+58	JAN	8395	8365	8377*	-10	FEB	5030	4952	4960*	-17
APR	7720	7672	7700*	+13	MAR	8325	8280	8287*	-15	APR	4860	4800	4810*	+30
JUN	7247	7210	7230*	+13	APR	8265	8210	8242*	0	JUN	5345	5285	5295*	+15
AUG	7147	7110	7132*	+5	MAY	8175	8135	8142*	+12	JUL	5335	5275	5282*	-3
OCT	7245	7210	7232*	+25	AUG	8065	8030	8050*	+3	AUG	5175	5095	5102*	-18
DEC	7290	7255	7285*	+30	SEP	8000	8000	8000*	0	OCT	4580	4540	4540*	0
FEB					OCT	7970	7960	7970*	+20	DEC	4702	4670	4675*	-10
APR					NOV	8000	7995	8000*	+5	FEB	4725	4690	4690*	+3

CORN

CHICAGO WHEAT

K.C. WHEAT

	HIGH	LOW	LAST	CHG		HIGH	LOW	LAST	CHG		HIGH	LOW	LAST	CHG
MAR	2422	2412	2420*	+4	MAR	4020	3960	3976*	-32	MAR	4040	4006	4012*	-16
MAY	2482	2470	2482*	+4	MAY	3800	3752	3766*	-32	MAY	3862	3832	3834*	-20
JLY	2526	2512	2526*	+4	JLY	3554	3510	3526*	-22	JLY	3666	3642	3646*	-20
SEP	2522	2496	2522*	+14	SEP	3602	3564	3574*	-20	SEP	3702	3690	3694*	-20
DEC	2496	2470	2496*	+16	DEC	3714	3662	3686*	-16	DEC	3800	3780	3794*	-10
MAR	2560	2530	2560*	+14										
MAY	2596	680	2596+1916		MAR	2174	2164	2174*	+4	MAR	3932	3912	3912*	-14
					MAY	2234	2230	2234*	+4	MAY	3912	3894	3896*	-6
					JLY			2274*	+10	JLY	3770	3744	3752*	0
MAR	1392	1374	1382*	-12	SEP					SEP	3744	3730	3734*	-4
MAY	1472	1454	1464*	-14	DEC					DEC			3830*	0
JLY	1544	1526	1536*	-6										

SOYBEANS

SOYBEAN MEAL

SOYBEAN OIL

JAN	5610	5574	5606*	+32	JAN	1712	1697	1703*	-3	JAN	1909	1895	1903*	+9
MAR	5710	5670	5702*	+26	MAR	1742	1730	1735*	+1	MAR	1930	1916	1923*	+6
MAY	5844	5804	5836*	+24	MAY	1766	1753	1756*	-1	MAY	1963	1950	1958*	+7
JLY	5960	5920	5952*	+26	JLY	1793	1781	1784*	-1	JLY	1990	1975	1984*	+9
AUG	5990	5954	5984*	+34	AUG	1805	1795	1798*	0	AUG	1993	1982	1992*	+15
SEP	5980	5946	5960*	+24	SEP	1820	1808	1809*	-2	SEP	1998	1985	1995*	+15
NOV	6034	5996	6022*	+16	OCT	1830	1817	1820*	0	OCT	2000	1988	2000*	+18
JAN	6122	6094	6120*	+30	DEC	1853	1843	1848*	0	DEC	2010	1995	2008*	+14

SWISS FRANC

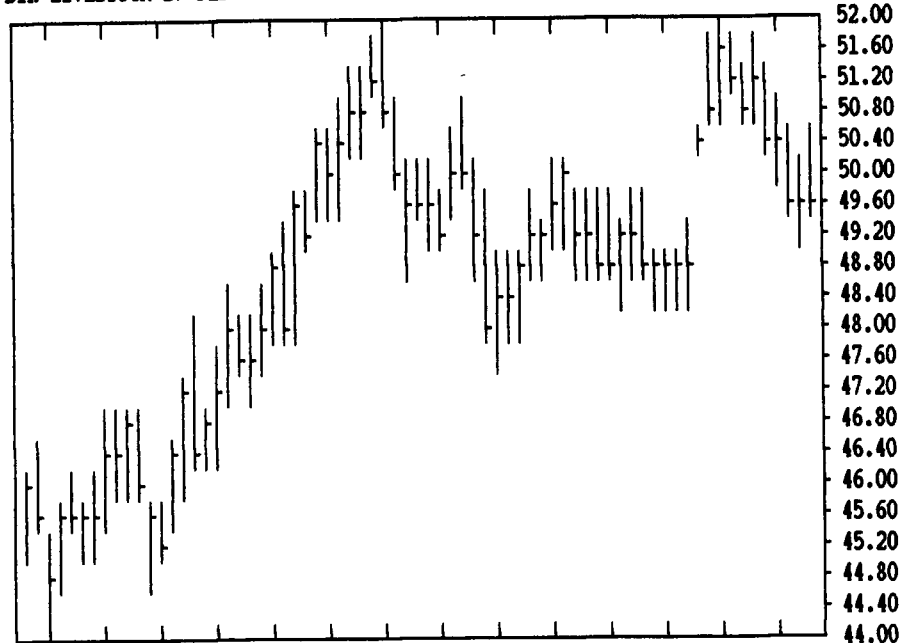
EURODOLLAR

PORK BELLIES

MAR	6606	6538	6553*	-74	MAR	9171	9158	9159*	-21	FEB	5755	5520	5552*	-90
JUN	6590	6523	6538*	-74	JUN	9164	9150	9152*	-24	MAR	5800	5580	5590*	-100
SEP	6590	6519	6531*	-74	SEP	9154	9143	9144*	-22	MAY	5950	5720	5725*	-135
					DEC	9134	9122	9123*	-19	JLY	5975	5750	5755*	-85
MAR	16334	16250	16270*	-60	MAR	9130	9119	9120*	-18	AUG	5770	5560	5572*	-68
JUN	16060	15988	16010*	-46	JUN	9127	9116	9116*	-16	FEB	5955	5850	5850*	+8

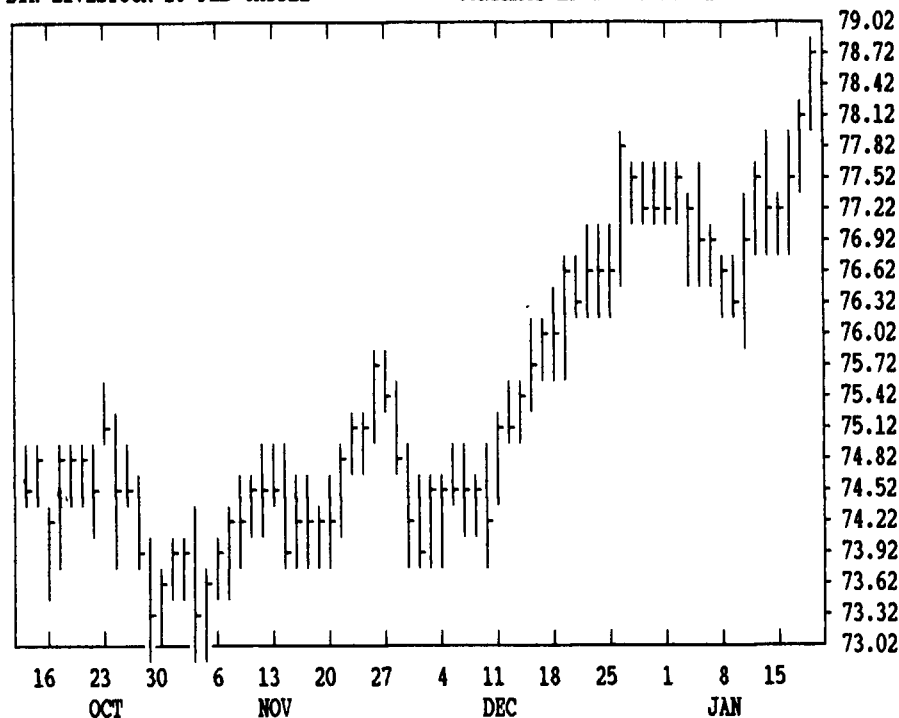
DTN LIVESTOCK 17 FEB HOGS

CONTRACT HIGH: 51.87 LOW: 41.75



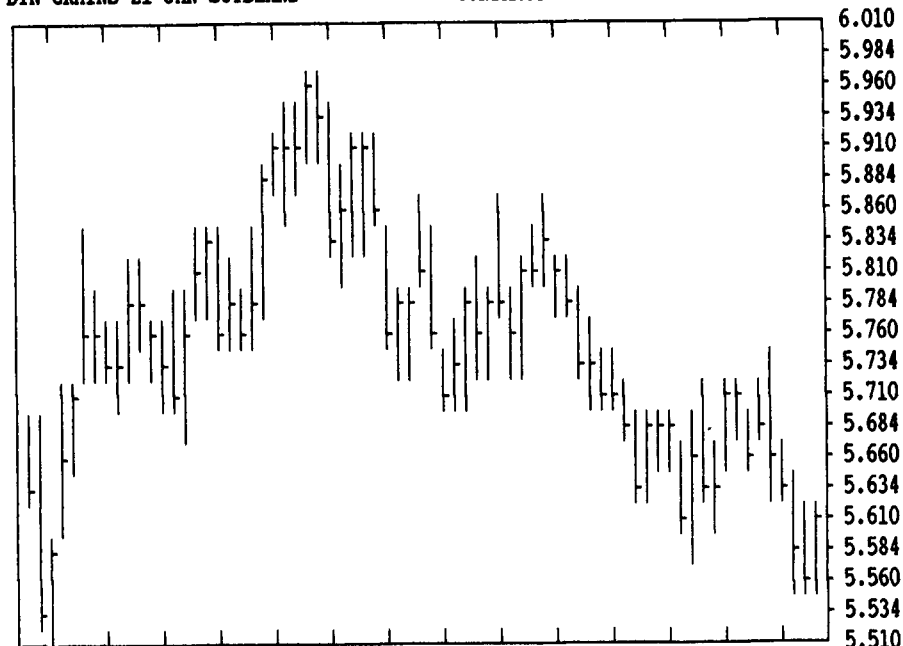
DTN LIVESTOCK 18 FEB CATTLE

CONTRACT HIGH: 78.90 LOW: 69.80



DTN GRAINS 21 JAN SOYBEANS

CONTRACT HIGH: 7.670 LOW: 5.510



DTN GRAINS 23 JAN SOYMEAL

CONTRACT HIGH: 230.0 LOW: 169.7

