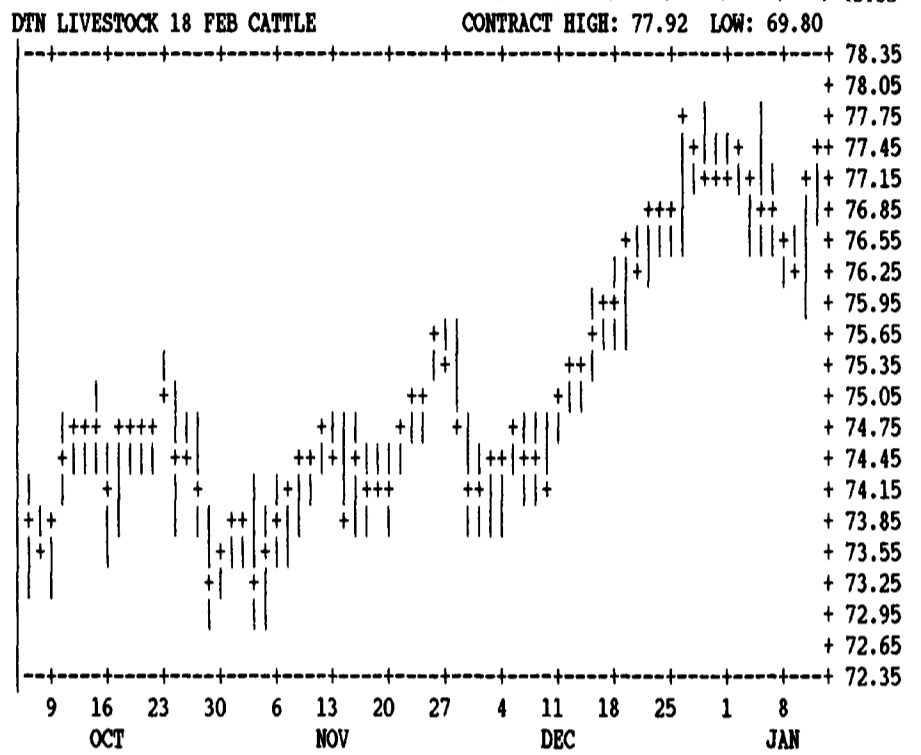
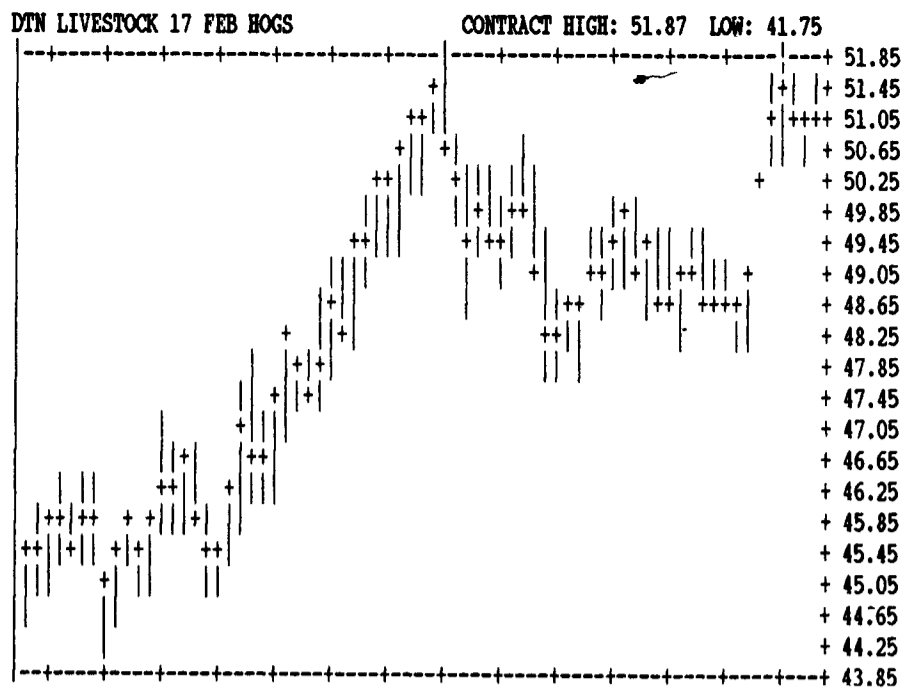
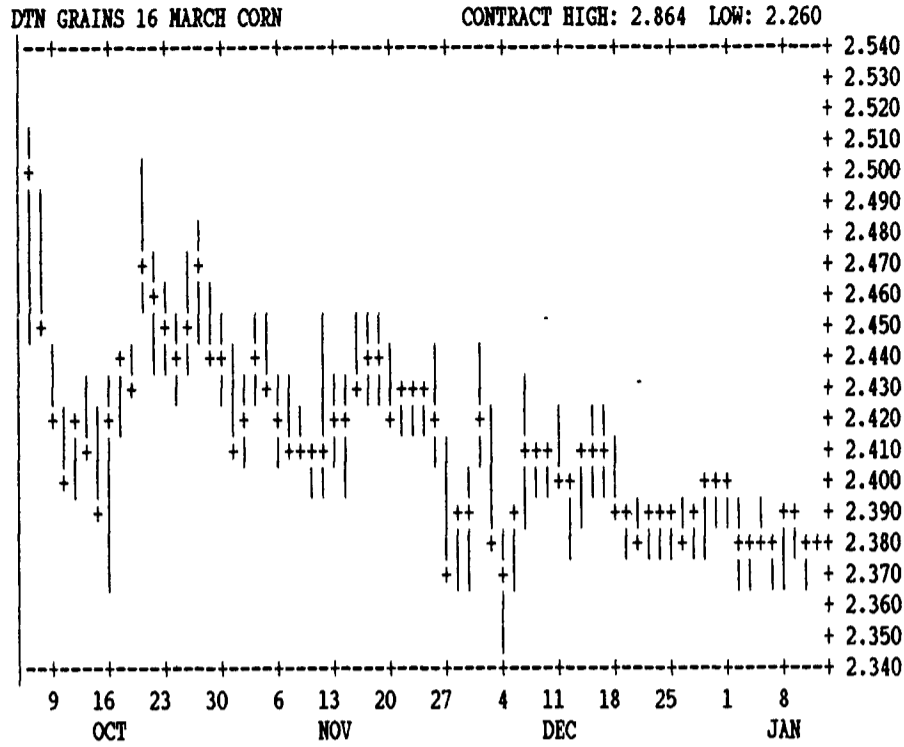


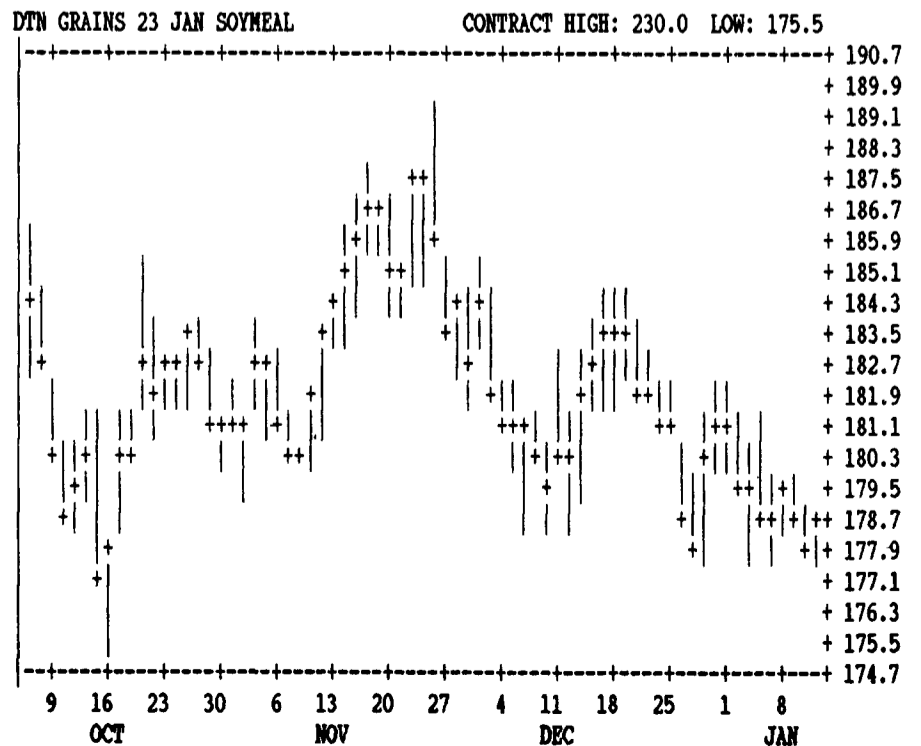
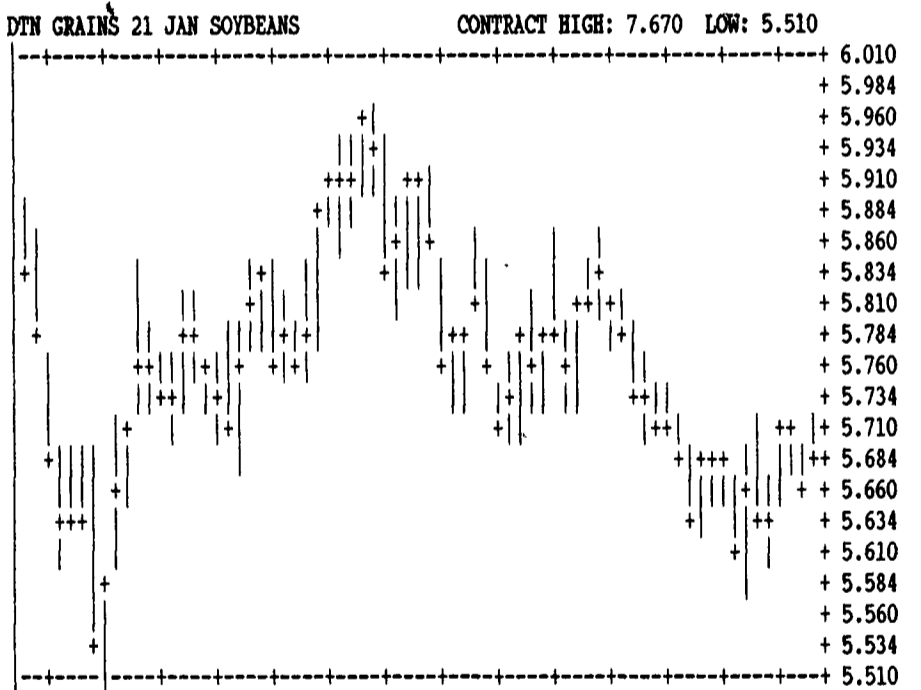
GRAIN, CATTLE AND HOG FUTURES MARKETS

From DTN farmer satellite daily update. Service phone: (717) 691-7609.

Closing bids: Thursday, January 11



DTN FUTURES	10 01/11				TECHNICAL COMMENTS			CURRENT	
	CLOSE	4-DAY	9-DAY	18-DAY	PAST WEEK'S (ENDING 01/05)	HIGH	LOW	CLOSE	SUPPORT
MAR WHEAT	4.04 3/4	4.06 3/4	4.08 1/4	4.09 5/8	4.11	4.07	4.09 3/4	4.02	4.20
JLY WHEAT	3.57	3.59 1/4	3.59 3/4	3.59 5/8	3.61 1/2	3.57 1/2	3.61 1/4	3.47	3.65
KC MAR WHT	4.04 1/2	4.05 3/4	4.06 3/4	4.07 7/8	4.08 3/4	4.06	4.07 1/2	4.00	4.15
KC JLY WHT	3.67 1/2	3.69 1/4	3.69 1/4	3.68 7/8	3.71	3.66 1/2	3.70 1/2	3.44 1/2	3.75
MAR CORN	2.38 1/2	2.38 1/2	2.38 1/2	2.38 7/8	2.39 1/2	2.37	2.37 3/4	2.33 1/2	2.44
JLY CORN	2.49 1/4	2.49 1/4	2.49	2.48 5/8	2.49 3/4	2.47	2.48 1/2	2.44	2.52
DEC90 CRN	2.45 3/4	2.47 3/8	2.47 1/3	2.46 1/2	2.48 1/4	2.44 1/4	2.47 3/4	2.40	.
MAR BNS	5.82	5.82	5.80 1/8	5.84 1/8	5.71	5.59	5.64 1/2	.	.
JLY BNS	6.07 1/4	6.07	6.05 1/2	6.08 1/2	5.84 1/4	5.74	5.77	5.63	6.00
NOV90 BNS	6.14 1/4	6.15 7/8	6.15 5/8	6.16 1/4	6.20	6.12	6.14 1/2	6.00	6.53
MAR MEAL	179.30	179.28	179.76	180.43	181.50	178.30	178.90	175.50	MAR 185.00
MAR OIL	19.59	19.60	19.27	19.39	18.74	18.37	18.63	19.00	MAR 20.10
FEB CMTL	77.52	76.95	77.06	76.93	77.70	76.60	76.87	75.00	.
APR CMTL	76.62	75.90	75.72	75.38	76.00	75.10	75.55	73.50	.
MAR PDRS	83.22	83.06	83.08	83.16	85.35	84.25	84.57	82.50	MAR .
FEB HOGS	51.27	51.30	50.34	49.81	51.65	48.30	50.95	48.00	51.87
APR HOGS	48.40	48.30	47.16	46.24	48.70	44.55	48.20	46.00	.
FEB BELS	57.47	56.10	53.19	51.75	53.47	49.35	53.47	53.00	58.00



LIVE CATTLE				FEEDER CATTLE				LIVE HOGS			
HIGH	LOW	LAST	CHG	HIGH	LOW	LAST	CHG	HIGH	LOW	LAST	CHG
FEB 7760	7702	7752*	+40	JAN 8445	8425	8437*	+10	FEB 5160	5095	5127*	+25
APR 7670	7580	7662*	+65	MAR 8345	8295	8322*	+27	APR 4865	4805	4840*	+33
JUN 7190	7150	7182*	+25	APR 8240	8210	8230*	+13	JUN 5305	5255	5285*	+13
AUG 7155	7122	7147*	+22	MAY 8145	8120	8120*	+8	JLY 5320	5270	5297*	+7
OCT 7202	7140	7195*	+48	AUG 8062	8040	8060*	+10	AUG 5160	5120	5122*	0
DEC 7295	7250	7292*	+42	SEP 8000	8000	8000*	0	OCT 4635	4592	4592*	-8

CORN				CHICAGO WHEAT				K.C. WHEAT			
HIGH	LOW	LAST	CHG	HIGH	LOW	LAST	CHG	HIGH	LOW	LAST	CHG
MAR 2384	2376	2384*	+4	MAR 4072	4030	4046*	-6	MAR 4064	4032	4044*	0
MAY 2444	2440	2444*	+4	MAY 3866	3826	3844*	-12	MAY 3910	3870	3874*	-20
JLY 2492	2484	2492*	+2	JLY 3594	3556	3570*	-16	JLY 3702	3662	3674*	-14
SEP 2476	2466	2470*	-4	SEP 3650	3614	3620*	-14	SEP 3726	3714	3720*	-24
DEC 2470	2454	2456*	-12	DEC 3760	3724	3730*	-22	DEC		3824*	-10

SOYBEANS				SOYBEAN MEAL				SOYBEAN OIL			
HIGH	LOW	LAST	CHG	HIGH	LOW	LAST	CHG	HIGH	LOW	LAST	CHG
JAN 5706	5680	5696*	+24	JAN 1792	1780	1788*	+6	JAN 1932	1920	1931*	+7
MAR 5832	5800	5820*	+22	MAR 1794	1785	1793*	+8	MAR 1965	1951	1959*	+5
MAY 5962	5934	5954*	+22	MAY 1800	1791	1799*	+11	MAY 2000	1984	1993*	-1
JLY 6080	6054	6072*	+20	JLY 1824	1811	1822*	+14	JLY 2025	2008	2016*	-5
AUG 6106	6090	6094*	+6	AUG 1832	1821	1829*	+9	AUG 2030	2010	2016*	-7
SEP 6104	6080	6094*	+14	SEP 1845	1833	1842*	+12	SEP 2033	2012	2018*	-7
NOV 6152	6124	6142*	0	OCT 1850	1838	1847*	+12	OCT 2040	2012	2020*	-5
JAN 6244	6230	6230*	-4	DEC 1870	1854	1867*	+12	DEC 2050	2028	2032*	-10