

# GRAIN, CATTLE AND HOG FUTURES MARKETS

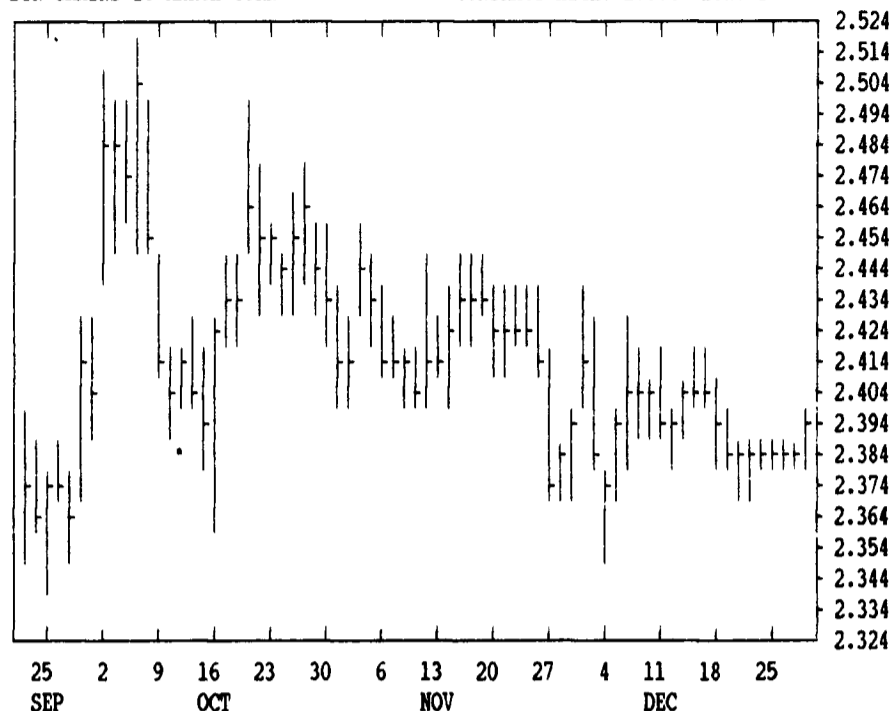
From DTN farmer satellite daily update. Service phone: (717) 691-7809.

Closing bids: Thursday, December 28

LIVE CATTLE				FEEDER CATTLE				LIVE HOGS						
	HIGH	LOW	LAST CHG		HIGH	LOW	LAST CHG		HIGH	LOW	LAST CHG			
FEB	7772	7725	7737*	-8	JAN	8490	8465	8470*	-12	FEB	4957	4882	4885*	-40
APR	7597	7545	7550*	-2	MAR	8365	8325	8330*	-25	APR	4555	4495	4507*	-23
JUN	7215	7185	7187*	-10	APR	8260	8235	8247*	-5	JUN	4930	4865	4875*	-50
AUG	7155	7127	7130*	-15	MAY	8170	8150	8150*	-15	JULY	4965	4905	4905*	-40
OCT	7150	7122	7130*	-12	AUG	8100	8080	8100*	0	AUG	4850	4790	4802*	-35
DEC	7230	7225	7225*	-15	SEP	8015	8015	8015*	0	OCT	4440	4405	4412*	+7

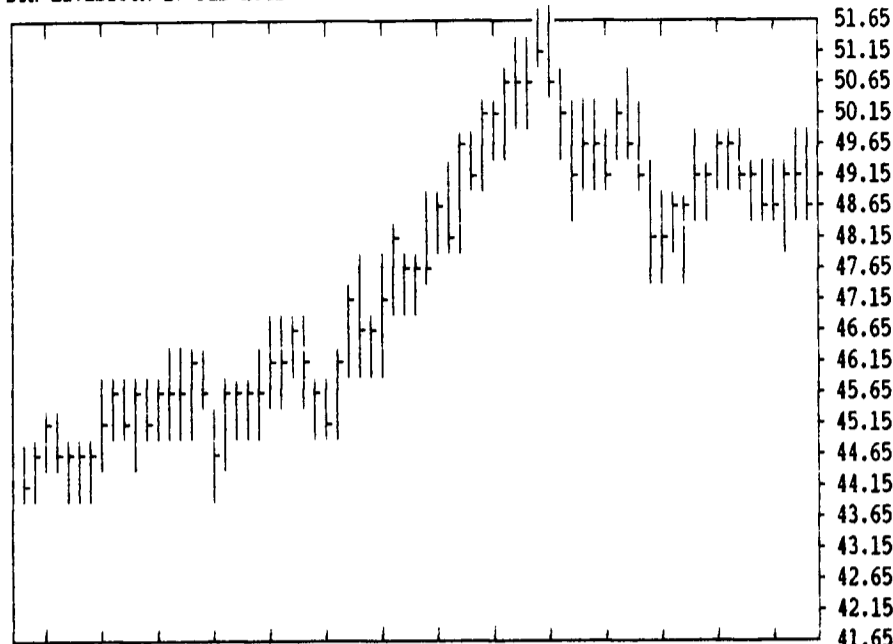
DTN GRAINS 16 MARCH CORN

CONTRACT HIGH: 2.864 LOW: 2.260



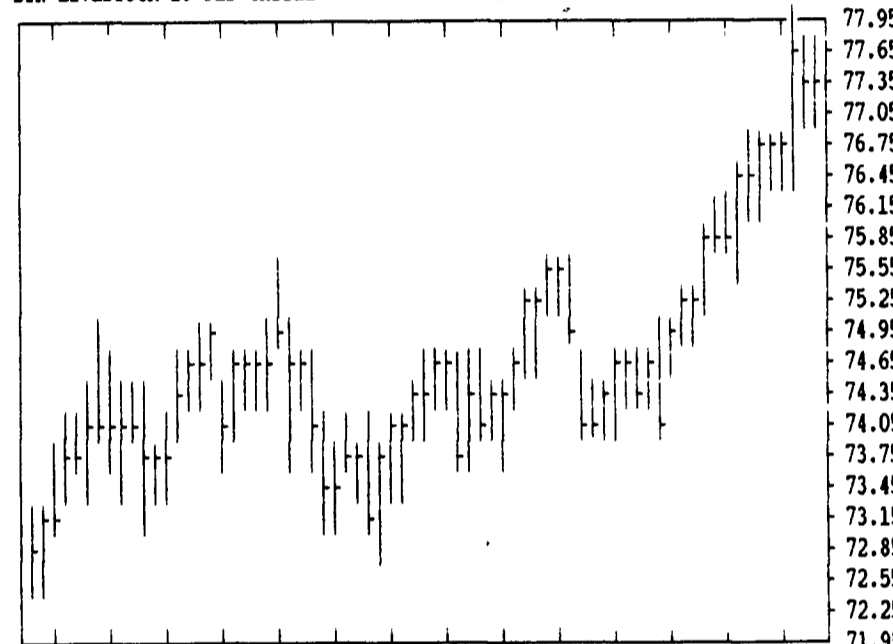
DTN LIVESTOCK 17 FEB HOGS

CONTRACT HIGH: 51.87 LOW: 41.75



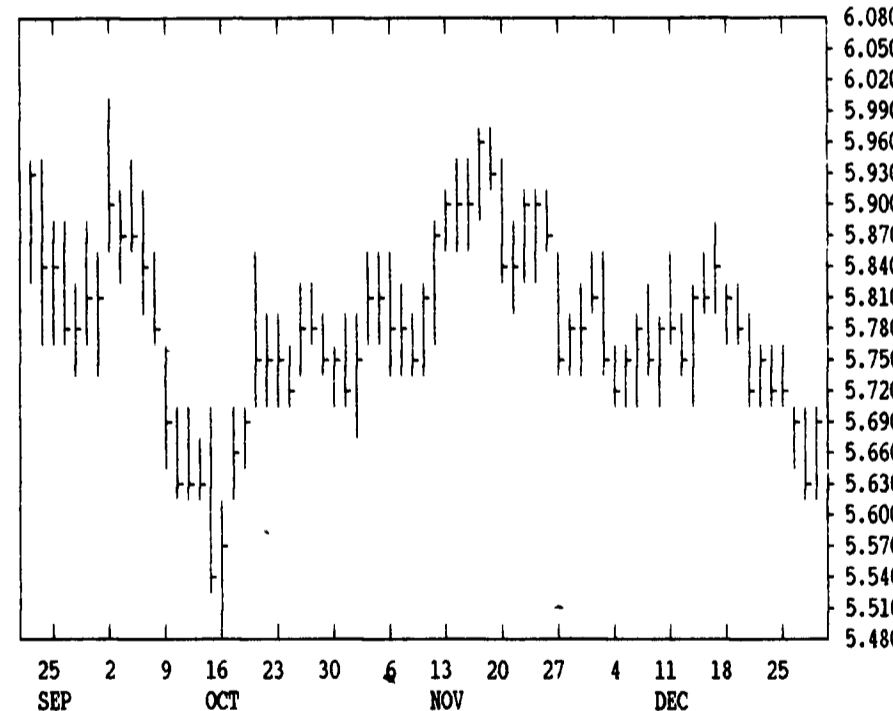
DTN LIVESTOCK 18 FEB CATTLE

CONTRACT HIGH: 77.92 LOW: 69.80



DTN GRAINS 21 JAN SOYBEANS

CONTRACT HIGH: 7.670 LOW: 5.510



DTN FUTURES 10 12/28

TECHNICAL COMMENTS

	CLOSE	MOVING AVERAGES			PAST WEEK'S (ENDING 12/22)			CURRENT	
		4-DAY	9-DAY	18-DAY	HIGH	LOW	CLOSE	SUPPORT	RESISTANCE
MAR WHEAT	4.08 1/2	4.09 1/8	4.11 1/8	4.10 5/8	4.16	4.09 3/4	4.11 3/4	4.02	4.20
JLY WHEAT	3.58 1/4	3.58 3/8	3.59 1/2	3.58 1/2	3.62 1/4	3.58 1/2	3.59 3/4	3.47	3.65
KC MAR WHT	4.07 1/2	4.08 1/2	4.09	4.08 5/8	4.12 1/4	4.07	4.10 1/2	4.00	4.15
KC JLY WHT	3.67 1/2	3.68	3.68 5/8	3.68	3.72	3.67 1/4	3.69	3.44 1/2	3.75
MAR CORN	2.40	2.39 1/8	2.39 1/8	2.39 5/8	2.40 3/4	2.38	2.39	2.33 1/2	2.44
JLY CORN	2.49 3/4	2.49	2.48 1/3	2.48	2.49	2.46 3/4	2.49	2.44	2.52
DEC90 CRN	2.47	2.45 3/8	2.45 3/4	2.44 1/4	2.47	2.44 1/2	2.45 1/4	2.40	2.48
JAN BNS	5.69	5.68 1/2	5.73 7/8	5.75 3/4	5.82 1/2	5.72	5.72 1/4	5.51	5.86
MAR BNS	5.84 1/4	5.83	5.88	5.89 1/2	5.96	5.85 1/2	5.85 3/4	5.63	6.00
NOV90 BNS	6.18	6.14 1/4	6.16 5/8	6.15	6.21 1/4	6.13 1/2	6.14 3/4	6.00	6.53
JAN MEAL	180.80	179.78	181.68	181.42	184.50	181.00	181.20	175.50	185.00
JAN OIL	18.79	18.93	19.06	19.06	19.35	18.94	19.00	18.70	19.50
FEB CCTL	77.37	77.34	76.80	75.86	76.90	75.70	76.80	75.00	.
APR CCTL	75.50	75.44	75.03	75.67	74.95	74.20	74.90	73.50	.
JAN PDRS	84.70	84.90	84.71	83.92	84.87	84.12	84.82	82.00	.
FEB HOGS	48.85	49.03	49.28	49.19	50.00	48.80	58.87	47.75	50.70
APR HOGS	45.07	45.14	45.32	45.24	45.90	44.85	44.95	44.00	46.00
FEB BELS	49.75	49.62	50.31	51.68	52.50	47.75	49.77	46.00	54.00

SOYBEANS

SOYBEAN MEAL

SOYBEAN OIL

JAN	5702	5640	5690*	+44	JAN	1813	1780	1808*	+29	JAN	1890	1878	1879*	-11
MAR	5850	5784	5842*	+52	MAR	1813	1782	1806*	+29	MAR	1936	1926	1929*	-6
MAY	5986	5924	5976*	+44	MAY	1815	1786	1814*	+31	MAY	1978	1966	1969*	-6
JLY	6104	6044	6102*	+56	JLY	1840	1812	1837*	+29	JULY	2000	1992	1994*	-6
AUG	6130	6072	6126*	+54	AUG	1845	1820	1842*	+29	AUG	2005	1996	1996*	-4
SEP	6130	6070	6124*	+62	SEP	1855	1830	1847*	+20	SEP	2020	2000	2000*	-8
NOV	6182	6114	6180*	+70	OCT	1855	1835	1850*	+16	OCT	2008	2006	2007*	-3
JAN	6274	6204	6274*	+74	DEC	1875	1865	1873*	+11	DEC	2025	2015	2015*	0

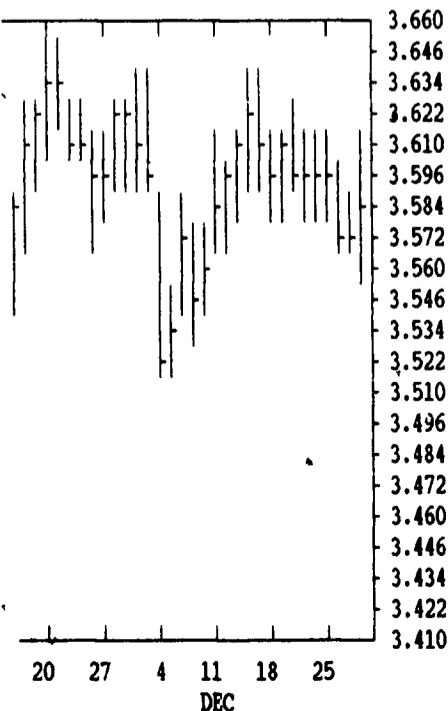
DTN GRAINS 23 JAN SOYMEAL

CONTRACT HIGH: 230.0 LOW: 175.5



DTN GRAINS 18 JULY WHEAT

CONTRACT HIGH: 3.850 LOW: 3.422



CORN				CHICAGO WHEAT				K.C. WHEAT						
	HIGH	LOW	LAST CHG		HIGH	LOW	LAST CHG		HIGH	LOW	LAST CHG			
MAR	2400	2384	2400*	+10	MAR	4104	4054	4084*	+22	MAR	4094	4064	4074*	+4
MAY	2456	2436	2454*	+14	MAY	3892	3844	3874*	+16	MAY	3914	3890	3894*	0
JLY	2500	2482	2496*	+12	JLY	3610	3562	3582*	+6	JULY	3694	3670	3674*	0
SEP	2480	2456	2476*	+22	SEP	3660	3620	3624*	+2	SEP	3734	3714	3714*	-10
DEC	2470	2444	2470*	+20	DEC	3770	3730	3740*	+6	DEC	3834	3834	3834*	+14
MAR	2532	2510	2532*	+20	K.C. SORGHUM				MINN WHEAT					
MAY	2580	2580	2580*	+20	MAR	2180	2180	2180*	+20	MAR	3944	3906	3932*	+14
OATS				MAY				MAY						
								2230* +20						
MAR	1540	1524	1540*	+14	JULY				JULY					
								2260* +20						
MAY	1614	1602	1614*	+12	SEP				SEP					
								3770 3744 3770* +24						
JLY	1692	1684	1692*	+12	DEC				DEC					
								3980 3864 3980						