

GRAIN, CATTLE AND HOG FUTURES MARKETS

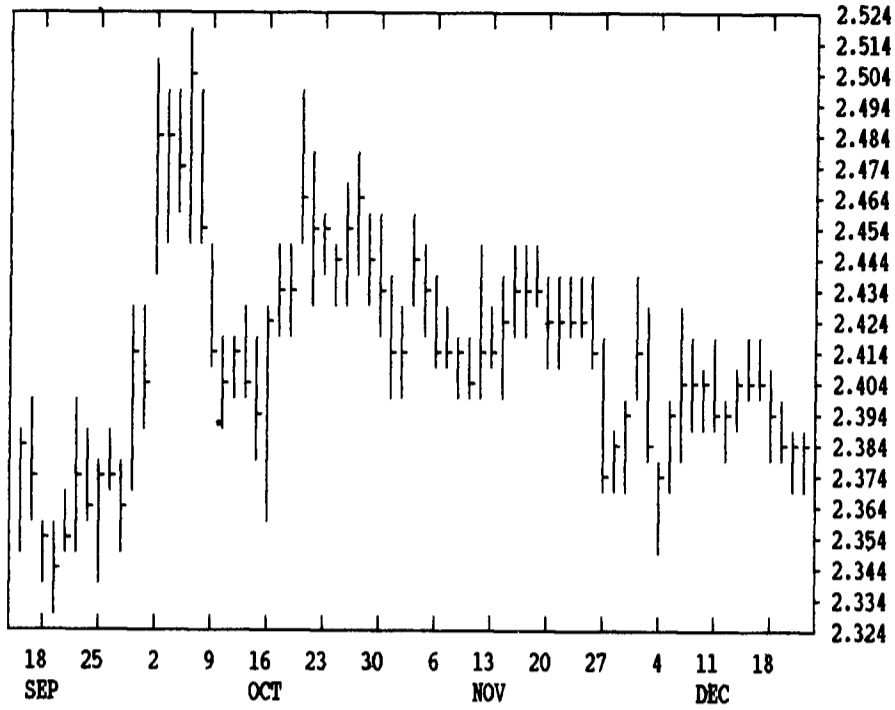
From DTN farmer satellite daily update. Service phone: (717) 691-7609.

Closing bids: Thursday, December 21)

LIVE CATTLE				FEEDER CATTLE				LIVE HOGS			
	HIGH	LOW	LAST CHG		HIGH	LOW	LAST CHG		HIGH	LOW	LAST CHG
FEB	7685	7627	7680* +40	JAN	8485	8447	8480* +25	FEB	4950	4885	4947* +35
APR	7495	7450	7492* +35	MAR	8345	8295	8337* +30	APR	4547	4490	4542* +15
JUN	7162	7107	7160* +50	APR	8235	8195	8232* +27	JUN	4875	4820	4865* +3
AUG	7165	7105	7152* +50	MAY	8152	8120	8137* +27	JULY	4880	4832	4870* +18
OCT	7185	7130	7182* +47	AUG	8085	8035	8085* +40	AUG	4775	4720	4775* +33
DEC	7205	7200	7205* +35	SEP	8000	8000	8000* +5	OCT	4365	4340	4350* +5

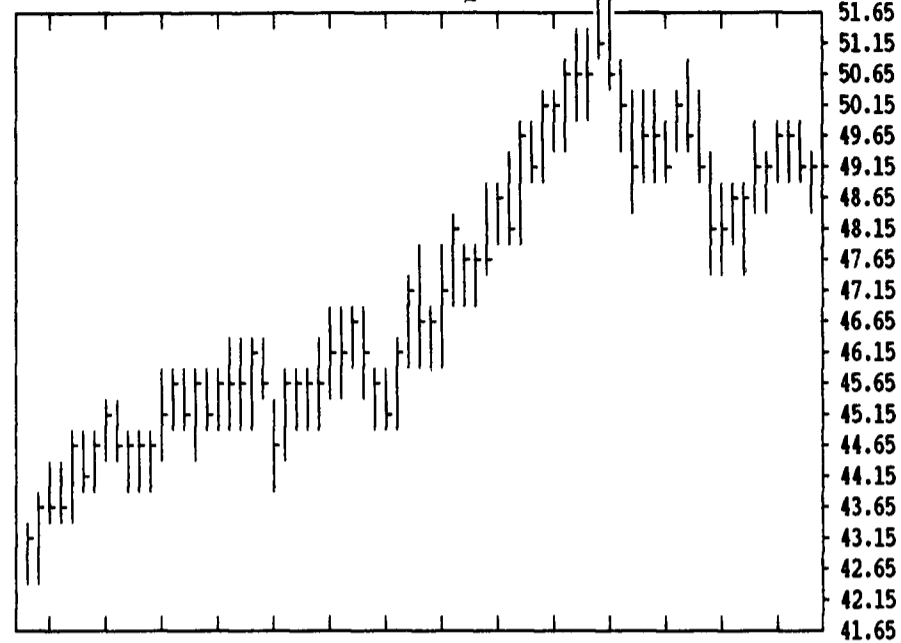
DTN GRAINS 16 MARCH CORN

CONTRACT HIGH: 2.864 LOW: 2.260



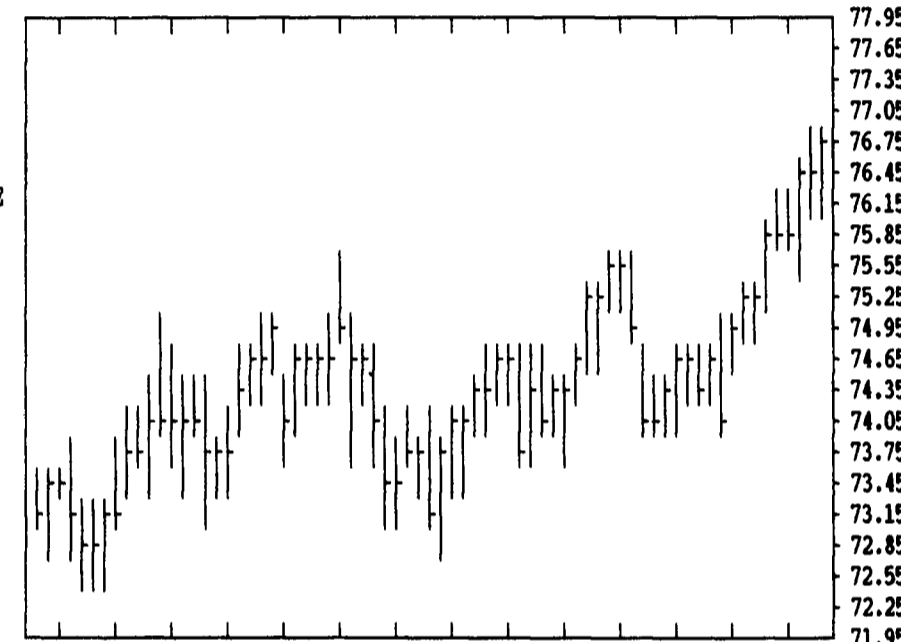
DTN LIVESTOCK 17 FEB HOGS

CONTRACT HIGH: 51.87 LOW: 41.75



DTN LIVESTOCK 18 FEB CATTLE

CONTRACT HIGH: 76.85 LOW: 69.80



DTN FUTURES 10 12/21				TECHNICAL COMMENTS				DTN FUTURES 10 12/21			
	CLOSE	MOVING AVERAGES			PAST WEEK'S (ENDING 12/15)					CURRENT	
		4-DAY	9-DAY	18-DAY	HIGH	LOW	CLOSE	SUPPORT	RESISTANCE		
MAR WHEAT	4.12 3/4	4.13	4.13 1/2	4.10 1/2	DEC WHT 4.17	4.10 1/2	4.13	4.02	MAR 4.20		
JLY WHEAT	3.60 1/4	3.60 3/8	3.60 3/8	3.59 1/4	JLY WHT 3.64	3.57	3.61	3.47	3.65		
KC MAR WHT	4.10 1/2	4.09 1/2	4.09 3/4	4.08	KC DEC 4.19	4.15	4.15 1/4	4.00	MAR 4.15		
KC JLY WHT	3.70	3.69	3.69	3.69	KC JLY 3.73	3.66 1/2	3.69 1/2	3.44 1/2	3.75		
MAR CORN	2.38 3/4	2.38 3/4	2.39 3/4	2.39 3/4	DEC CORN 2.37 3/4	2.31 3/4	2.35 3/4	.	.		
JLY CORN	2.48 1/4	2.47 5/8	2.48 1/4	2.47 5/8	MAR CORN 2.42	2.38 1/2	2.40 3/4	2.33 1/2	2.44		
DEC90 CRN	2.45 1/4	2.46	2.45 1/8	2.42 3/4	DEC90 CN 2.47	2.41 1/4	2.46	2.40	2.48		
JAN BNS	5.74 1/2	5.76 7/8	5.78 7/8	5.78 1/4	JAN BNS 5.86 1/4	5.73 1/4	5.83 1/4	5.70	6.00		
MAR BNS	5.89	5.91	5.92 3/4	5.91 5/8	MAR BNS 6.00	5.87	5.97	5.80	6.10		
NOV90 BNS	6.17	6.18	6.18	6.13 3/8	NOV90 BN 6.26	6.09 1/2	6.21 1/4	6.00	6.53		
JAN MEAL	182.30	183.13	182.51	182.25	DEC MEAL 184.20	179.20	184.10	175.50	JAN 185.00		
JAN OIL	19.10	19.13	19.15	19.09	DEC OIL 19.28	18.76	19.19	18.70	JAN 19.50		
FEB CCTL	76.80	76.45	75.94	75.21	DEC CCTL 77.95	75.95	77.92	.	.		
APR CCTL	74.92	74.73	74.58	74.37	FEB CCTL 76.15	74.70	76.07	75.00	.		
JAN FDRS	84.80	84.63	84.05	83.45	JAN FDRS 84.30	82.80	84.27	82.00	.		
FEB HOGS	49.47	49.57	49.17	49.36	DEC HOGS 53.15	50.57	52.90	.	.		
APR HOGS	45.42	45.55	45.20	45.38	FEB HOGS 49.65	47.75	49.17	47.75	50.70		
FEB BELS	49.60	50.72	50.81	53.94	FEB BELS 53.15	49.65	51.42	46.00	54.00		

SOYBEANS				SOYBEAN MEAL				SOYBEAN OIL			
JAN	5764	5722	5744* +6	JAN	1825	1818	1823* -1	JAN	1917	1894	1910* +7
MAR	5900	5854	5890* +20	MAR	1816	1807	1813* -1	MAR	1963	1936	1955* +9
MAY	6034	5984	6022* +16	MAY	1817	1805	1813* -2	MAY	2002	1975	1996* +7
JLY	6132	6084	6124* +24	JLY	1830	1820	1827* +1	JLY	2028	2001	2023* +8
AUG	6140	6110	6140* +16	AUG	1840	1825	1830* -3	AUG	2030	2028	2029* +9
SEP	6130	6104	6120* +10	SEP	1850	1838	1845* +4	SEP	2035	2024	2030* +5
NOV	6184	6134	6170* +12	OCT	1855	1850	1850* +4	OCT	2040	2030	2035* +4
JAN	6256	6256	6256* +12	DEC	1875	1865	1870* +9	DEC	2045	2042	2043* +5

DTN GRAINS 23 JAN SOYNEAL

CONTRACT HIGH: 230.0 LOW: 175.5



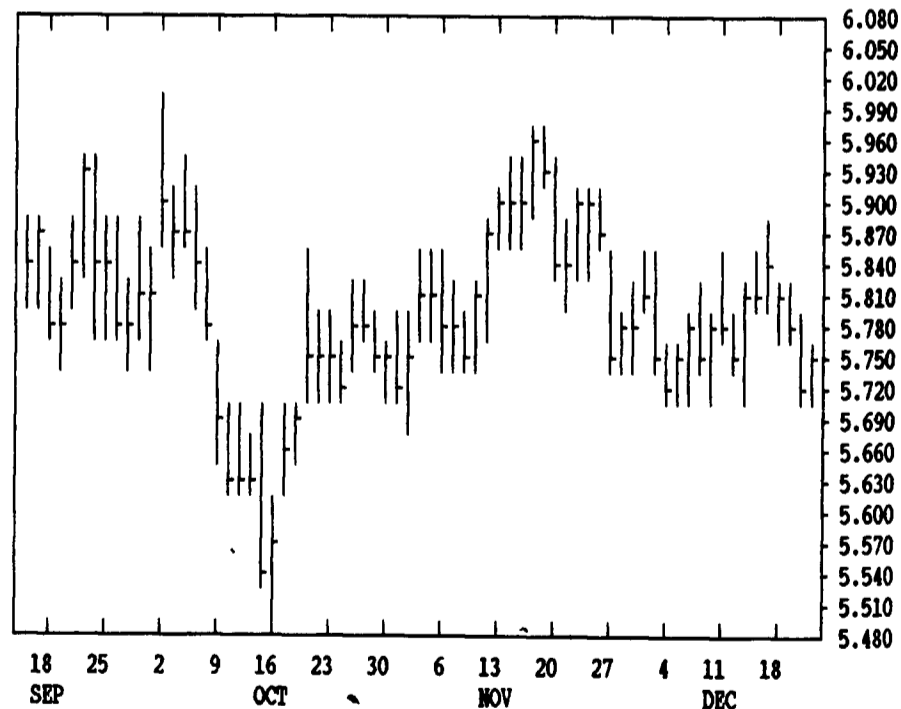
DTN GRAINS 18 JULY WHEAT

CONTRACT HIGH: 3.850 LOW: 3.422



DTN GRAINS 21 JAN SOYBEANS

CONTRACT HIGH: 7.670 LOW: 5.510



CORN				CHICAGO WHEAT				K.C. WHEAT			
	HIGH	LOW	LAST CHG		HIGH	LOW	LAST CHG		HIGH	LOW	LAST CHG
MAR	2390	2380	2386* +2	MAR	4130	4116	4126* -2	MAR	4110	4092	4104* +4
MAY	2442	2430	2436* +4	MAY	3906	3890	3904* -2	MAY	3930	3914	3926* +2
JLY	2484	2470	2482* +10	JLY	3610	3584	3602* +2	JLY	3704	3684	3700* +10
SEP	2464	2450	2454* -2	SEP	3656	3650	3652* +2	SEP	3750	3740	3740* 0
DEC	2456	2444	2452* -4	DEC	3764	3744	3762* +2	DEC			3830* 0
MAR	2520	2516	2520* -4	K.C. SORGHUM				MINN WHEAT			
MAY	2570	2564	2564* -6	MAR	2170	2164	2170* +4	MAR	3964	3952	3960* -12
				MAY			2220* +10	MAY	3950	3942	3946* -12
				JLY			2250* +10	JLY	3830	3824	3826* -12
				SEP				SEP	3760	3750	3754* -10
				DEC				DEC	3980	3864	3980