

SAVE \$\$\$ DURING OUR CASH & CARRY DISCOUNT SALE ON OUR ENTIRE LINE OF QUALITY BOLENS LAWN & GARDEN EQUIPMENT-


From Our Economy Walk-Behind Mowers To Our Dura-Trac Diesel Riding Mowers & Our Compact Diesel Garden Tractors - *Let's Deal Now!*

YEAR END SALE

Buy Bolens Quality And Save Big


**PERFORMANCE LEADERS
SAVE UP TO \$1200 ON 1989
GARDEN TRACTOR
With 42" Mower Deck**

- 14 HP & 16 HP
- Full Size Garden Tractor
- Cast Iron Lined Engine
- Heavy Duty Construction
- Optional Attachments



**SAVE UP TO \$800 ON
1990 LAWN TRACTOR
With 42" Mower Deck**

- Rugged Lawn Tractor
- 12 HP & 14 HP
- Electric Start
- Large Turf Tires
- Optional Attachments



Pending Credit Approval

Bolens.

"THE SHOOTER"



only
\$349.99

Model 322

Cut Your Winter Down to Size

- 3 HP Easy Start
- Auger Drive
- 22" Cut
- Powerful 8" Auger
- Rotating Discharge Chute

We Have Larger Bolens Snowblowers At Attractive Year End Prices!

**MULCHER/CHIPPERS
FOR COMMERCIAL
PERFORMANCE**



Model
MC2800

- 8 HP Briggs and Stratton
- 30x33" Hopper Chamber
- 9 5/8" Diameter Chipper Chute
- All Steel Construction, Reversible Steel Blades
- Easy to Move Two Wheel Design

Turn unwanted plant waste into compost or mulch!

SAVE
\$\$\$ NOW!


Save Over \$100 On Model MC2500
5 HP Engine - WAS ~~\$806~~
CASH & HAUL AWAY
DISCOUNT PRICE **-\$699**

Save Over \$110 On Model MC2800
8 HP Engine - WAS ~~\$1,109~~
CASH & HAUL AWAY
DISCOUNT PRICE **-\$995**

YEAR END CLEARANCE SALE

Only One Model Each Left
Including 48" Mower Deck

**Diesel Power With
540
PTO &
3 Pt.
Hitch**



15
HP

3 Cylinder Performance

- 15 HP Diesel Engine Largest in its Class
- Water Cooled, Saves Fuel Tool.
- Three-Point Hitch. Just Like Bigger Ag Tractors With A Wide Range Of Optional Attachments
- Hydraulic Drive
- Feature For Feature You Can't Buy Better! Latch On To A Bolens!
- 3 Point Hitch
- Use With Plow, Cultivator, Disc and Much More!

**GEAR MODEL:
List Price - \$10,050**

SPECIAL SALE - \$6,499

Less Factory Rebate
Good Only Til Dec. 31 **- \$1,000**

SPECIAL PRICE - \$5,499

**HYDROSTATIC DRIVE MODEL:
List Price - \$11,170**

SPECIAL SALE - \$6,995

Less Factory Rebate
Good Only Til Dec. 31 **- \$1,000**

SPECIAL PRICE - \$5,995

**NOTE: ONLY 2 TRACTORS WILL
BE SOLD AT THIS LOW, LOW PRICE!**

**TAKE THE
PERFORMANCE
Challenge**

NO PAYMENTS FOR 90 DAYS



**BINKLEY & HURST
BROS. INC.**
LAWN & GARDEN CENTER


520 N. Reading Rd.,
Ephrata, PA 17522
Rte. 272 Near Green
Dragon Farmers' Market
717-733-3530

Store Hours

Mon.-Fri.
8:00-5:30
Sat.
8:00-12:00

HIGH PERFORMANCE SINCE 1911 **Bolens**

WANT TO SAVE MONEY ON A CHAIN SAW AND STILL GET QUALITY? HERE IT IS! SPECIAL CASH & CARRY DISCOUNT PRICES PLUS AN EXTRA CHAIN AT NO COST - LET'S MAKE A DEAL NOW!



**IS YOUR CHAIN SAW
SPENDING TOO MUCH TIME
ON THE BENCH?**

Every chain saw starts out being dependable. But after awhile, the engineering flaws and the manufacturing shortcuts begin to show up. Unless you bought a Shindaiwa.

While some manufacturers are still using points, Shindaiwa uses only low maintenance electronic ignition. All Shindaiwa saws have porous chrome cylinders, with a life expectancy of up to 1,000 hours. A big improvement over what you can expect from saws you'd buy at a local mass merchant.

Needless to say, Shindaiwa saws are built for continuous, heavy duty use. And they're sold only by dealers who can back them with full service. Us, for instance. The mass merchandisers can sell you other makes, but they're in no position to fix them. Or answer your questions, or provide you with a demonstration, or give you an opinion you can rely on.

Come meet the dependable Shindaiwa family, and get a chain saw you don't have to be a mechanic to own.



shindaiwa
WE SIMPLY MAKE THEM BETTER.

MODEL	REG. PRICE	SALE PRICE
300 - 14" Bar.....	\$249	\$189
345 - 14" Bar.....	\$259	\$199
500 - 16" Bar.....	\$359	\$319

Free Extra Chain w/Purchase Of A Top Quality Shindaiwa Chain Saw.

**BINKLEY & HURST
BROS. INC.**

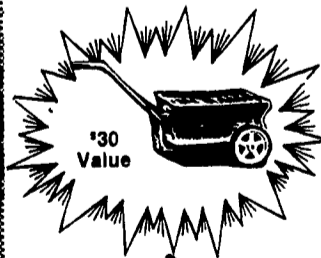
LAWN & GARDEN CENTER

520 N. Reading Road
Ephrata, PA 17522

Rte. 272 Near Green
Dragon Farmers' Market

717-733-3530

**CLOSE OUT SALE
On The Popular 1989
Bolens Mulching Mowers**



'30
Value

**NO BAGGING...
NO RAKING**

Mulches Grass
and
Leaves

- 4 HP B&S Max Engine
- Self-Propelled
- Grip 'N Go Controls



Model 8653

**Buy Now And Get A
Collapsible Utility Garden Cart
FREE**

All For Only **\$439⁰⁰**

NO PAYMENTS FOR 90 DAYS



**BINKLEY & HURST
BROS. INC.**
LAWN & GARDEN CENTER

520 N. Reading Rd.,
Ephrata, PA 17522
Rte. 272 Near Green
Dragon Farmers' Market
717-733-3530

**Store Hours
Mon.-Fri.
8:00-5:30
Sat. 8:00-12:00**

HIGH PERFORMANCE SINCE 1911 **Bolens**