

GRAIN, CATTLE AND HOG FUTURES MARKETS

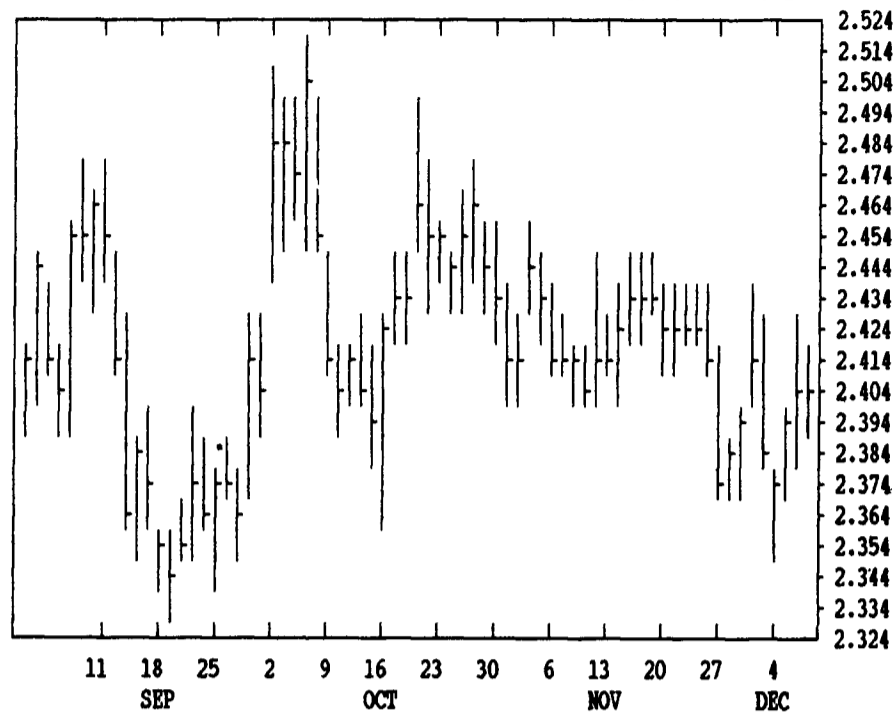
From DTN farmer satellite daily update. Service phone: (717) 691-7609.

Closing bids: Thursday, December 7)

| LIVE CATTLE | | | | FEEDER CATTLE | | | | LIVE HOGS | | | |
|-------------|------|------|-----------|---------------|------|------|-----------|-----------|------|------|-----------|
| | HIGH | LOW | LAST CHG | | HIGH | LOW | LAST CHG | | HIGH | LOW | LAST CHG |
| DEC | 7565 | 7535 | 7562* +20 | JAN | 8307 | 8270 | 8295* +3 | DEC | 5185 | 5095 | 5122* -10 |
| FEB | 7470 | 7435 | 7467* +15 | MAR | 8160 | 8127 | 8132* -15 | FEB | 5020 | 4905 | 4930* -65 |
| APR | 7445 | 7407 | 7420* -17 | APR | 8065 | 8040 | 8042* -10 | APR | 4605 | 4507 | 4525* -45 |
| JUN | 7190 | 7155 | 7162* -30 | MAY | 7980 | 7965 | 7965* -2 | JUN | 4965 | 4865 | 4875* -72 |
| AUG | 7040 | 7005 | 7012* -10 | AUG | 7935 | 7930 | 7930* -5 | JULY | 4990 | 4905 | 4910* -60 |
| OCT | 7027 | 7005 | 7005* -22 | SEP | 7910 | 7910 | 7910* -10 | AUG | 4875 | 4800 | 4817* -45 |

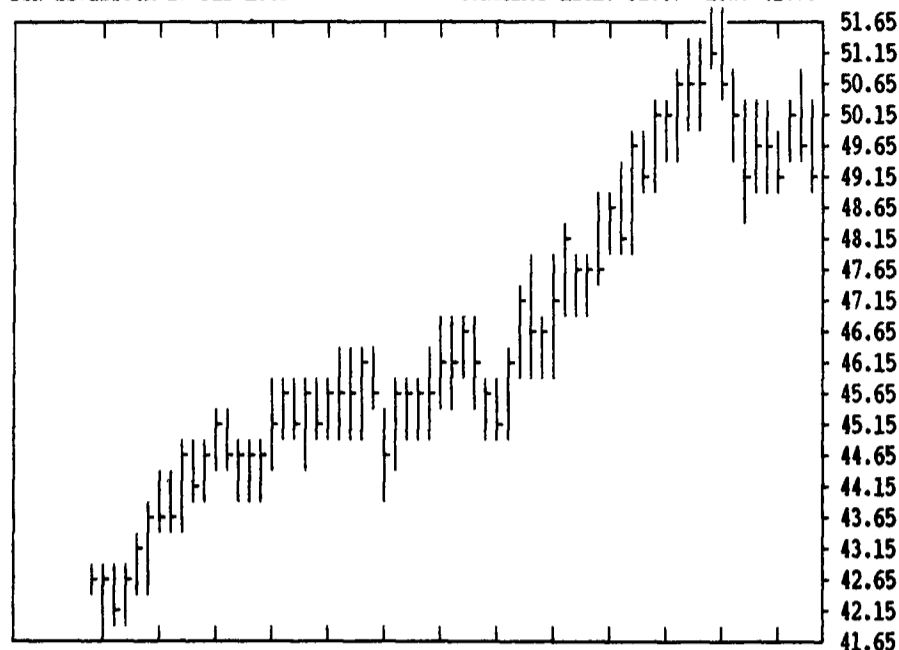
DTN GRAINS 16 MARCH CORN

CONTRACT HIGH: 2.864 LOW: 2.260



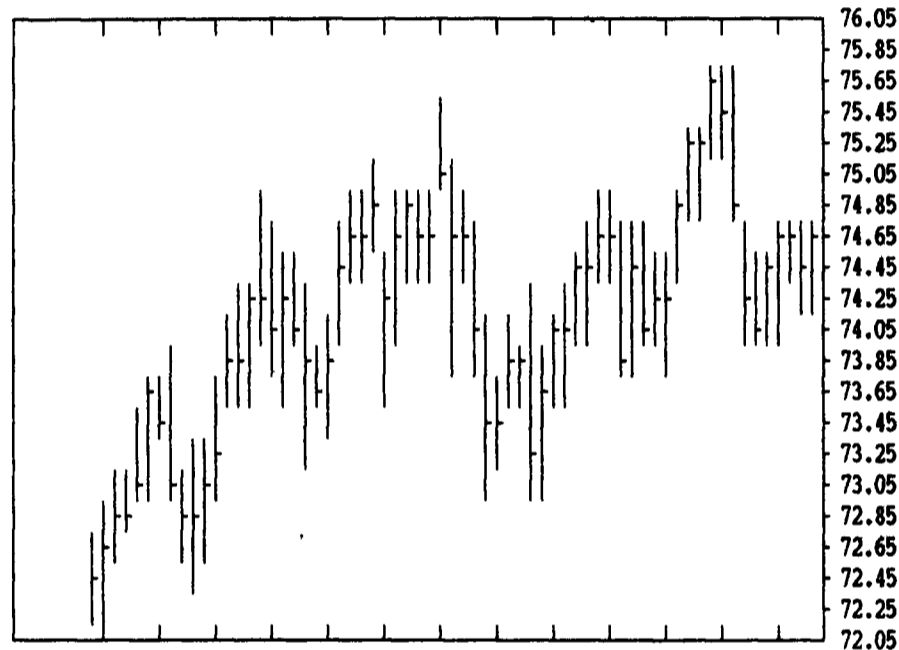
DTN LIVESTOCK 17 FEB HOGS

CONTRACT HIGH: 51.87 LOW: 41.75



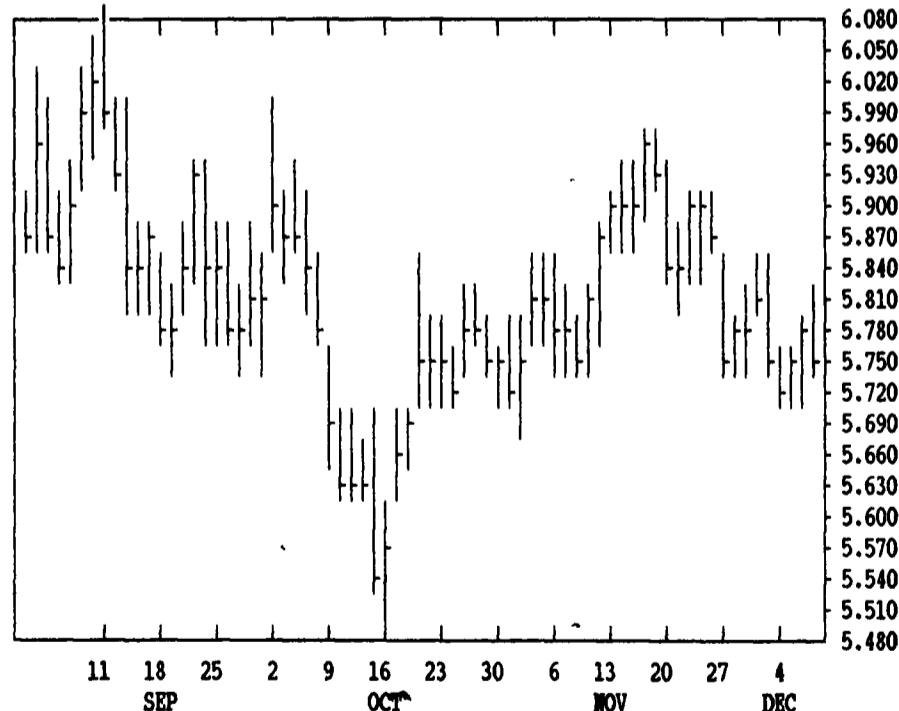
DTN LIVESTOCK 18 FEB CATTLE

CONTRACT HIGH: 75.75 LOW: 69.80



DTN GRAINS 21 JAN SOYBEANS

CONTRACT HIGH: 7.670 LOW: 5.510



DTN FUTURES 10 12/07

TECHNICAL COMMENTS

| | CLOSE | MOVING AVERAGES | | PAST WEEK'S (ENDING 12/01) | | | CURRENT | | |
|------------|----------|-----------------|----------|----------------------------|----------|----------|----------|------------|------------|
| | | 4-DAY | 9-DAY | HIGH | LOW | CLOSE | SUPPORT | RESISTANCE | |
| MAR WHEAT | 4.07 3/4 | 4.06 1/4 | 4.07 3/8 | DEC WHT | 4.10 1/2 | 4.04 | 4.08 1/4 | 3.97 MAR | 4.15 |
| JLY WHEAT | 3.55 1/4 | 3.54 7/8 | 3.58 3/8 | JLY WHT | 3.64 | 3.59 | 3.59 3/4 | 3.47 | 3.60-65 |
| KC MAR WHT | 4.07 | 4.06 3/8 | 4.06 1/8 | KC DEC | 4.18 | 4.10 3/4 | 4.13 | 3.96 MAR | 4.10 1/2 |
| KC JLY WHT | 3.64 3/4 | 3.65 7/8 | 3.69 1/2 | KC JLY | 3.75 | 3.69 1/2 | 3.71 | 3.44 1/2 | 3.75 |
| MAR CORN | 2.41 | 2.39 5/8 | 2.39 3/8 | DEC CORN | 2.39 1/2 | 2.32 3/4 | 2.34 1/2 | . | . |
| JLY CORN | 2.48 1/4 | 2.47 | 2.46 3/4 | MAR CORN | 2.44 | 2.37 1/4 | 2.38 1/2 | 2.33 1/2 | 2.44 |
| DEC90 CRN | 2.41 1/2 | 2.41 7/8 | 2.39 3/4 | DEC90 CN | 2.41 3/4 | 2.34 1/2 | 2.39 | 2.35 | 2.44 |
| JAN BNS | 5.75 1/2 | 5.75 1/2 | 5.77 3/8 | JAN BNS | 5.85 1/2 | 5.75 | 5.76 1/4 | 5.70 | 6.00 |
| MAR BNS | 5.88 1/2 | 5.88 5/8 | 5.90 1/4 | MAR BNS | 5.98 1/2 | 5.88 1/2 | 5.89 1/4 | 5.80 | 6.10 |
| NOV90 BNS | 6.08 3/4 | 6.09 5/8 | 6.07 3/4 | NOV90 BN | 6.14 1/2 | 6.00 1/2 | 6.07 1/4 | 6.00 | 6.20 |
| JAN MEAL | 180.20 | 180.98 | 182.42 | DEC MEAL | 185.50 | 181.60 | 181.80 | 175.50 | JAN 185.00 |
| JAN OIL | 19.04 | 18.94 | 18.99 | DEC OIL | 19.07 | 18.65 | 18.85 | 18.50 | JAN 19.30 |
| FEB CTYL | 74.67 | 74.63 | 74.64 | DEC CTYL | 76.12 | 74.82 | 75.20 | . | . |
| APR CTYL | 74.20 | 74.34 | 74.29 | FEB CTYL | 75.75 | 74.00 | 74.45 | 74.00 | 75.75 |
| JAN FDRS | 82.95 | 82.91 | 82.93 | JAN FDRS | 83.70 | 82.52 | 82.85 | 82.00 | 84.10 |
| FEB HOGS | 49.30 | 49.69 | 49.86 | DEC HOGS | 51.90 | 49.77 | 50.55 | . | . |
| APR HOGS | 45.25 | 45.62 | 45.79 | FEB HOGS | 51.87 | 48.85 | 49.70 | 48.00 | 52.00 |
| FEB BELS | 54.45 | 55.51 | 58.42 | FEB BELS | 65.90 | 56.90 | 57.50 | 54.00 | 62.60 |

SOYBEANS

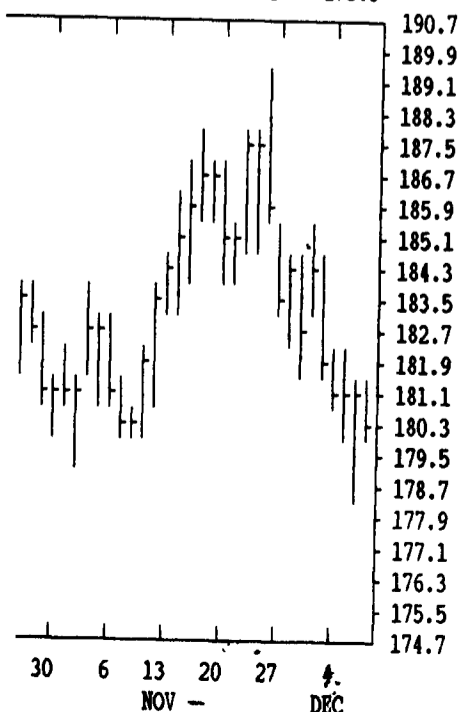
SOYBEAN MEAL

SOYBEAN OIL

| | | | | | | | | | | | |
|-----|------|------|-----------|-----|------|------|-----------|-----|------|------|-----------|
| JAN | 5804 | 5750 | 5754* -36 | DEC | 1811 | 1798 | 1801* -3 | DEC | 1908 | 1885 | 1887* +3 |
| MAR | 5934 | 5882 | 5884* -36 | JAN | 1816 | 1801 | 1802* -10 | JAN | 1925 | 1901 | 1904* -2 |
| MAY | 6050 | 5994 | 5996* -36 | MAR | 1825 | 1813 | 1813* -11 | MAR | 1968 | 1943 | 1948* -2 |
| JLY | 6144 | 6084 | 6090* -40 | MAY | 1828 | 1817 | 1819* -9 | MAY | 2004 | 1982 | 1986* -1 |
| AUG | 6140 | 6110 | 6110* -34 | JLY | 1840 | 1828 | 1828* -12 | JLY | 2027 | 2004 | 2008* -2 |
| SEP | 6114 | 6050 | 6060* -34 | AUG | 1847 | 1833 | 1833* -12 | AUG | 2020 | 2006 | 2006* -4 |
| NOV | 6150 | 6080 | 6086* -62 | SEP | 1860 | 1844 | 1844* -13 | SEP | 2025 | 2008 | 2008* +3 |
| JAN | 6240 | 6184 | 6184* -72 | OCT | 1860 | 1835 | 1835* -15 | OCT | 2035 | 2017 | 2017* +10 |

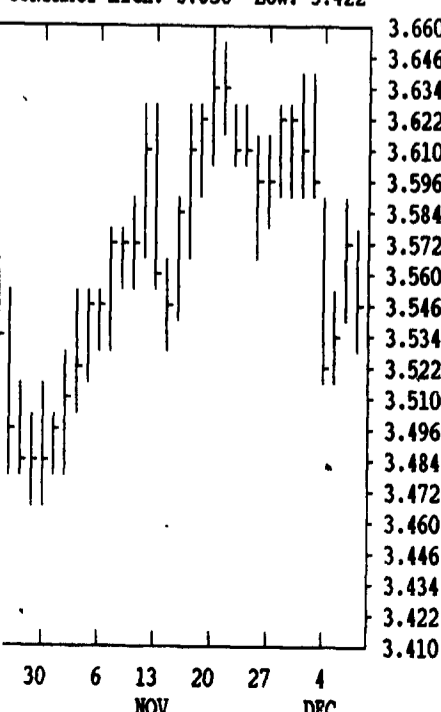
DTN GRAINS 23 JAN SOYMEAL

CONTRACT HIGH: 230.0 LOW: 175.5



DTN GRAINS 18 JULY WHEAT

CONTRACT HIGH: 3.850 LOW: 3.422



| CORN | | | | CHICAGO WHEAT | | | | K.C. WHEAT | | | |
|------|------|------|-----------|---------------|------|------|-----------|------------|------|------|-----------|
| | HIGH | LOW | LAST CHG | | HIGH | LOW | LAST CHG | | HIGH | LOW | LAST CHG |
| DEC | 2364 | 2350 | 2362* +2 | DEC | 4090 | 4066 | 4080* -4 | DEC | 4144 | 4132 | 4134* 0 |
| MAR | 2414 | 2396 | 2410* 0 | MAR | 4094 | 4070 | 4076* -14 | MAR | 4082 | 4070 | 4070* -20 |
| MAY | 2454 | 2440 | 2452* -2 | MAY | 3864 | 3840 | 3850* -20 | MAY | 3910 | 3882 | 3882* -24 |
| JLY | 2484 | 2470 | 2482* -2 | JLY | 3570 | 3542 | 3552* -20 | JLY | 3680 | 3644 | 3646* -34 |
| SEP | 2440 | 2420 | 2424* -24 | SEP | 3612 | 3592 | 3600* -10 | SEP | 3704 | 3694 | 3700* -26 |
| DEC | 2432 | 2400 | 2414* -22 | K.C. SORGHUM | | | | MINN WHEAT | | | |
| MAR | 2496 | 2470 | 2486* -20 | DEC | 2130 | 2120 | 2130* +10 | DEC | 3896 | 3870 | 3894* +20 |
| | | | | MAR | 2190 | 2144 | 2174* -6 | MAR | 3966 | 3960 | 3960* -10 |
| DEC | 1440 | 1434 | 1440* +4 | MAY | 2240 | 2194 | 2234* -4 | MAY | 3966 | 3940 | 3960* -4 |
| MAR | 1572 | 1562 | 1570* 0 | JLY | 2310 | 2224 | 2264* 0 | JLY | 3774 | 3770 | 3772* -14 |
| MAY | 1646 | 1634 | 1644* +4 | SEP | | | | SEP | 3740 | 3736 | 3740* -20 |