

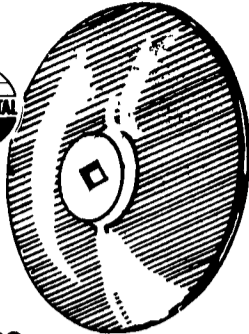
**PARTS
VALUE
OF THE
MONTH**

Sharpen Up Now For Spring And Save!

Now's your chance to get in shape for spring tilling and take advantage of special savings. This month we're offering Down to Earth prices on an assortment of quality Case IH tillage parts, including disk blades, moldboards and shares. See us while these special prices last!

Case IH Earth Metal® disk blades

As Low As **\$12.50**
for 22" 5 mm plain blades



As Low As **\$6.50** Plow Shares



Earth Metal® Moldboards
Case IH moldboards are tougher, stronger, and longer lasting. For rocky soil use the Case IH XT (Xtra Tough) moldboard. Part No. 96000C1

List \$86.85 **SPECIAL \$51.98**

Down to Earth Tillage Parts Sale

SAMPLE SPECIALS ON EARTH METAL® TILLAGE:

MOLDBOARDS	SALE	DISC BLADES	SALE
96000C1.....	\$51.98	20" 7 ga.....30922R1	\$13.45
SHARES			
16" Reg.....463240R1	\$6.50	22" 6 ga.....960968R1X	\$12.50
16" H.D.....463236R1	\$9.59	22" 7 ga.....	
18" H.D.....463237R1	\$9.69	Crimped Ctr.....472218R1X	\$10.99
16" D.S.....463252R1	\$9.59	20" 7 ga.....998809R1X	\$9.50
SHINS			
132001C1.....	\$8.62	Crimped Ctr.....482973R1X	\$9.75
		22" 7/8".....1132171R2	\$22.95
		24" 7/8".....998865R3	\$26.71

YOUR LOADER BUCKETS NEEDING NEW CUTTING EDGES? We Stock Long Lengths Of The Following Sizes - Will Cut To Size You Need:

1/2" x 4" - Reg. 80¢/in. **72¢/inch**
1/2" x 6" - Reg. \$1.30/in. **\$1.15/inch**

SUPER YEAR END DEALS ON QUALITY CAMSPRAY PRESSURE WASHERS

(2) Only Camspray GED Deluxe Model Pressure Washer, 1000 PSI w/Gauge & Pressure Adjustment

List \$599.00 **SALE \$425.00**

- (2) Only Camspray 200GXE Pressure Washer, 4.5 GPM, Gauge & Pressure Adjustment On Cart...List \$1,789.00 **SALE \$1,499.00**
- (1) Only Camspray 1500 GOXE Pressure Washer, 3.5 GPM, Gauge, Pressure Adjustment...List \$1,129.00 **SALE \$918.00**

Need A Fast Start?

Cranking Power You Can Count On With A Quality Case IH Battery



- B2450**
• 420 cold cranking amps
• 67 minutes reserve capacity
• 50 month warranty **\$39.88**
- B2472**
• 580 cold cranking amps
• 130 minutes reserve capacity
• 72 month warranty **\$51.35**
- BHC30**
• 570 cold cranking amps
• 150 minutes reserve capacity
• 30 month warranty **\$67.27**

**PARTS
VALUE
OF THE
MONTH**

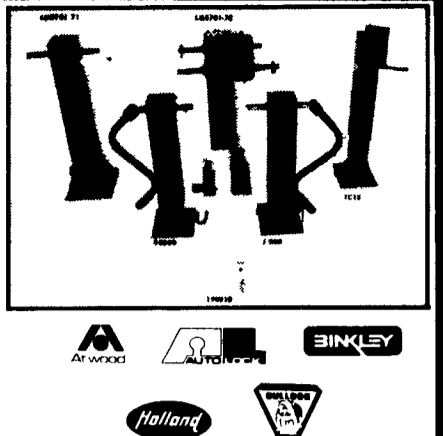

If you can barely turn over your engine in colder weather, you may have a weak battery. Before you need a boost, install one of these reliable, fast-start batteries. Select the cold cranking amps and reserve capacity you need for your own car, truck and farm equipment.

BINKLEY & HURST BROS., INC.
133 Rothsville Station Rd., Lititz, PA 17543
Located 1/2 Mile North of Rothsville
(717) 626-4705



NOW IS THE TIME TO GET YOUR TRAILER PARTS AT A REDUCED PRICE


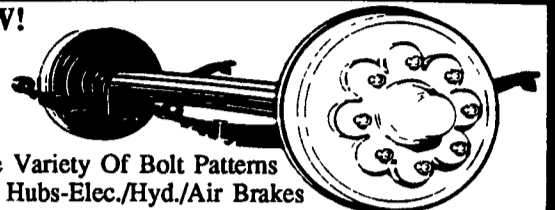
- Lights & Electrical Supplies
- Brake Controllers
- Jacks, Couplers & Hitches
- Brake Assemblies
- Shoes-Magnets-Hydraulics
- Metal Trailer Components
- Hardwood Accessories
- MUCH MORE!



PLACE YOUR AXLE ORDER NOW!

- 2,000-25,000 Capacity
- Single Wheel - Dual Wheel
- Torflex Rubber Suspension Axles
- Standard Tracks - Special Tracks
- Straight Axles - Drop Axles
- Double Eye Springs - Slipper Springs
- Wide Variety Of Bolt Patterns
- Idler Hubs-Elec./Hyd./Air Brakes

Ask For Special Price!



2057204 TRUCK HITCH Heavy Duty Pintle Hitch 90,000 Lb. Capacity

\$237.50

20T Heavy Duty Eye Assembly **\$194.64**

12T Eye Assembly **\$174.80**



SEE US FOR YOUR BOLT ON RECEIVER HITCHES

Heavy Duty Class 4 10,000 Lb. MTGW w/WT Distributing Bolt Up To Class With High quality Workmanship **\$92.95**
Suggested List **\$125.97** **SALE**

WE'VE HOUSECLEANED OUR CORNERS AND HERE'S WHAT WE FOUND...Miscellaneous Used & Obsolete Parts:

- (1) 5912A Used Belt Pulley (Fits Some Case DC Tractors).....**Sale Price \$20**
- (1) Slightly Used Boom D130 Davis Backhoe (Needs Minor Welding, Good Bushings)..... **Only \$125**
- (1) Set Flat Top Fenders For Case 1490-1494 Tractors (Used)..... **Only \$70 Set**
- (1) New Zenith Carburetor For Huber Tractors..... **Only \$20**
- (2) Slightly Used A143194 Lift Arm For 90 & 94 Series Tractor, List \$391.00..... **Only \$35 Ea.**
- (1) K300401 Flat Top Fender 1190-94 Case Tractor (New Takeoff)..... **\$35 Ea.**
- (1) K300403 Flat Top Fender 1190-94 Case Tractor (New Takeoff)..... **\$35 Ea.**
- (22) Plastic Tubes 15wx26Lx16"H Used (As Is Condition)..... **Make Offer**
- (10) 12" 2 Groove Pulley w/1" Bore..... **Make Offer**
- (2) Used David Brown Shell Fenders..... **Only \$150 Ea.**
- (2) K301003 Wheel Centers (Fit Case 1190-94 Tractor w/11x28 Rim)..... **Only \$20 Ea.**
- (1) Lot Misc. Speed King Auger Parts (Belts, Motor Mounts, Clamps, Chains, Etc.)..... **Make Offer**
- (1) A57094 Lift Arm For 1030 Case Tractor..... **Only \$25**
- (1) A26906 Radiator Core For Case DC Tractor, List \$545.38..... **\$125**
- (3) New Take End Spout For Gehl Grinder Mixer..... **\$10 Ea.**
- (1) 194222C1 Combine Sieve List \$259.09..... **Sale Only \$194.32**
- (1) New A66655 Seat & Backrest Cushion Assy. (Fits 30 Series Case Tractor), List \$277.55..... **Sale \$176.95**

CASH & CARRY DAYS SPECIALS! SEE US FOR ALL YOUR PUMP AND ACCESSORY NEEDS

MEC 8000 Pump 240 CFM @ 15" HG
Call For Special Options & Price!



- 2" - 6" SUCTION HOSES IN STOCK:**
- 3" Kanaflex 220PS Hose.....List \$4.70 **LESS 10%...\$4.23/Ft.**
 - 4" Kanaflex 220RS Hose.....List \$7.25 **LESS 10%...\$6.53/Ft.**
 - 6" Kanaflex 220RS Hose.....List \$11.48 **LESS 10%...\$10.33/Ft.**

PUMPERS' CHOICE! KANAFLEX 220RS HOSE CALL FOR EVEN BETTER PRICING ON 100' ROLLS!



IN STOCK: Hose Couplers & Clamps, Moisture Traps, Vacuum Gauges, Rebuild Kits For Vacuum Pumps And Much More!

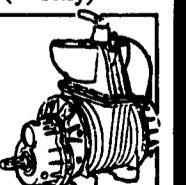
If We Don't Have It, We'll Do Our Best To Get It! CHECK OUR QUANTITY DISCOUNTS ON PUMPS, HOSES AND ACCESSORIES

4" GATE VALVE
List \$90.00
SALE \$69.95

6" GATE VALVE
List \$141.75
SALE \$97.50

PB-10 1000 RPM 120 CFM @ 15" HG
List \$1,409
SALE \$975.00 (1 Only)

BPJ3 540 RPM, 70 CFM @ 15 HG
List \$995
SALE \$575 While Supply Lasts!



3000 PSI 3/8" x 20' Pressure Washer Hose w/Cringed Ends - \$29.95
While Supply Lasts!

BINKLEY-HURST BROS INC

133 Rothsville Station Rd Lititz, PA 17543
Located 1/2 Mile North of Rothsville
(717) 626-4705

Mon-Fri 7 AM - 5 PM
Sat 7 AM - 11:30 AM
Sun-Closed - Lord's Day

AFTER CLOSING EMERGENCY PARTS DEPT. (717) 626-0885 (717) 933-4753 (717) 859-8763