

GRAIN, CATTLE AND HOG FUTURES MARKETS

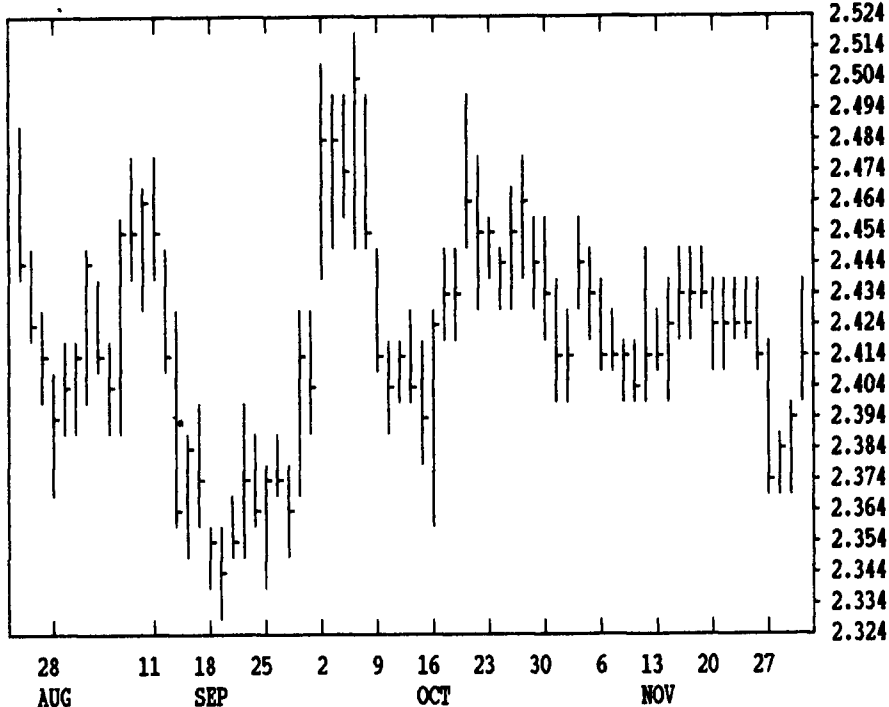
From DTN farmer satellite daily update. Service phone: (717) 691-7809.

(Closing bids: Thursday, November 30)

LIVE CATTLE				FEEDER CATTLE				LIVE HOGS			
	HIGH	LOW	LAST CHG		HIGH	LOW	LAST CHG		HIGH	LOW	LAST CHG
DEC	7545	7485	7497* -25	JAN	8262			DEC	5120	5060	5085* +33
FEB	7447	7402	7410* -10	MAR	8097			FEB	5022	4952	4980* +28
APR	7417	7377	7382* -15	APR	8005			APR	4595	4540	4567* +20
JUN	7187	7155	7157* -10	MAY	7910			JUN	4957	4915	4942* +22
AUG	7015	6985	6990* -12	AUG	7895			JULY	4980	4925	4957* +22
OCT	7007	6985	6985* -5	SEP	7885			AUG	4850	4820	4850* +13

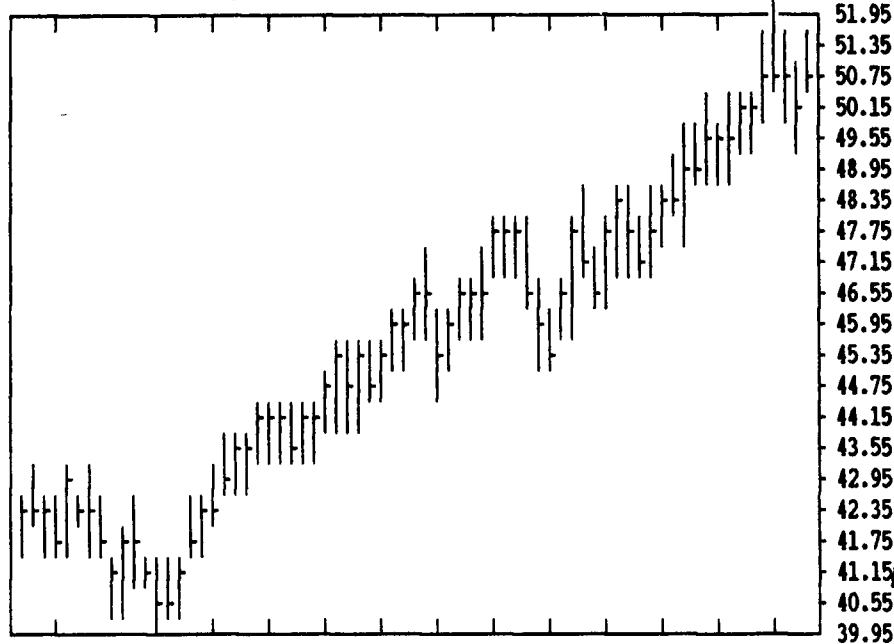
DTN GRAINS 17 MARCH CORN

CONTRACT HIGH: 2.864 LOW: 2.260



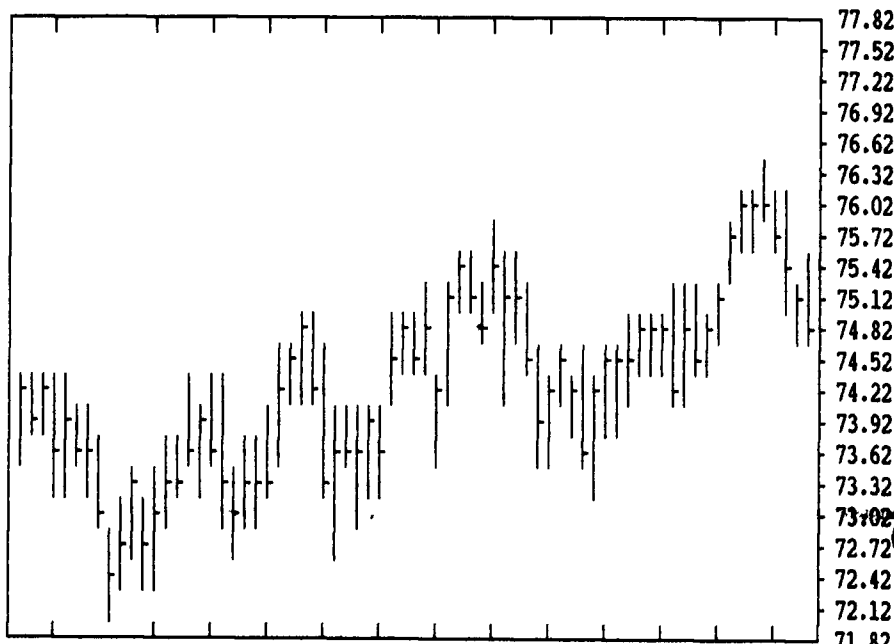
DTN LIVESTOCK 17 DEC LIVE HOGS

CONTRACT HIGH: 51.90 LOW: 40.55



DTN LIVESTOCK 18 DEC CATTLE

CONTRACT HIGH: 76.25 LOW: 69.40



DTN FUTURES 10 11/30

TECHNICAL COMMENTS

	CLOSE	MOVING AVERAGES			PAST WEEK'S (ENDING 11/24)			CURRENT	
		4-DAY	9-DAY	18-DAY	HIGH	LOW	CLOSE	SUPPORT	RESISTANCE
MAR WHEAT	4.07 3/4	4.08 1/4	4.10 1/4	4.09 1/8	4.11	4.05 1/4	4.07 1/4	3.95	MAR 4.15
JLY WHEAT	3.61	3.61 5/8	3.62	3.59 7/8	3.65	3.58	3.60	3.47	3.85
KC MAR WHT	4.06	4.05 3/4	4.06 3/4	4.04 3/4	4.16	4.11 1/4	4.12 3/4	3.90	MAR 4.15
KC JLY WHT	3.72 1/4	3.72 5/8	3.73	3.67 1/4	3.75	3.68 1/4	3.71	3.44	1/2 3.75
MAR CORN	2.41 3/4	2.39 3/8	2.41 1/4	2.41 5/8	2.39 3/4	2.36 1/2	2.38	.	.
JLY CORN	2.47 3/4	2.46 3/4	2.48 2/3	2.49	2.44	2.41 1/2	2.41 3/4	2.36	2.46
DEC90 CRN	2.39 1/2	2.37 5/8	2.39 2/3	2.39 2/3	2.42 1/2	2.38 3/4	2.39	2.30	2.45
JAN BNS	5.82 3/4	5.79 1/2	5.84 1/2	5.85 1/8	5.94 1/2	5.82 1/2	5.86 3/4	5.70	6.00
MAR BNS	5.95 1/4	5.92 1/4	5.97 3/8	5.98	6.07 1/2	5.95 1/2	5.99 3/4	5.80	6.10
NOV90 BNS	6.10 1/4	6.05 7/8	6.08 1/2	6.05 1/2	6.16	6.06	6.09 1/4	5.50	6.17 1/2
JAN MEAL	184.30	183.88	185.17	184.31	188.40	185.10	186.70	180.00	JAN 187.50
JAN OIL	19.16	19.03	19.37	19.61	19.67	19.04	19.06	18.90	JAN 20.35
FEB CCTL	74.10	74.69	74.80	74.57	76.25	74.85	76.07	.	.
APR CCTL	73.82	74.28	74.34	74.36	75.75	73.95	75.72	73.00	.
JAN FDRS	82.62	82.98	82.91	82.75	.	.	.	82.00	84.10
FEB HOGS	49.80	50.07	50.42	49.40	51.20	49.10	51.12	.	.
APR HOGS	45.67	45.95	46.16	45.58	51.72	49.70	72.40	48.00	.
FEB BELS	58.55	61.55	62.70	62.84	65.25	61.65	64.77	54.00	66.00

SOYBEANS

SOYBEANS				SOYBEAN MEAL				SOYBEAN OIL			
JAN	5854	5820	5826* +34	DEC	1849	1829	1833* +12	DEC	1902	1884	1892* +14
MAR	5984	5950	5952* +30	JAN	1855	1840	1843* +14	JAN	1924	1905	1916* +14
MAY	6102	6066	6072* +32	MAR	1860	1846	1848* +13	MAR	1968	1949	1958* +14
JLY	6180	6150	6156* +30	MAY	1860	1840	1843* +16	MAY	2003	1984	1993* +10
AUG	6192	6164	6180* +44	JLY	1865	1845	1846* +11	JLY	2030	2012	2018* +13
SEP	6116	6094	6102* +26	AUG	1863	1848	1849* +16	AUG	2032	2015	2019* +11
NOV	6114	6084	6102* +34	SEP	1855	1850	1850* +15	SEP	2035	2020	2020* +12
JAN	6210	6194	6210* +44	OCT	1856	1840	1840* +15	OCT	2035	2020	2021* +11

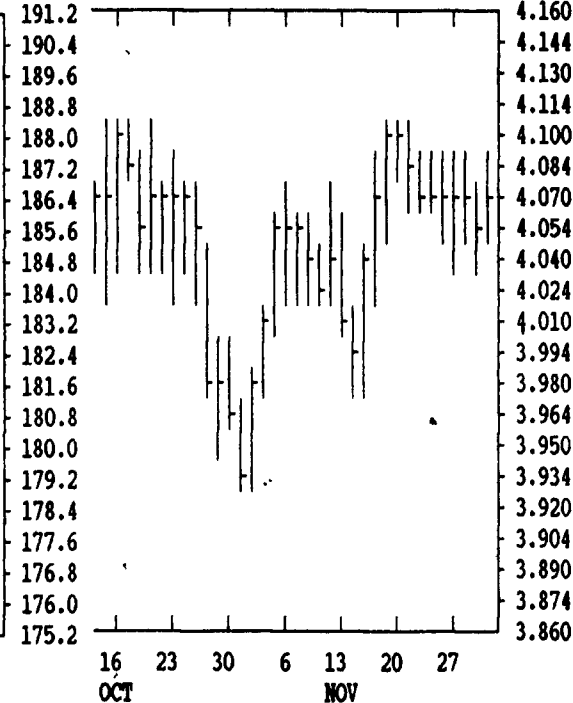
DTN GRAINS 23 DEC SOYMEAL

CONTRACT HIGH: 270.0 LOW: 175.5



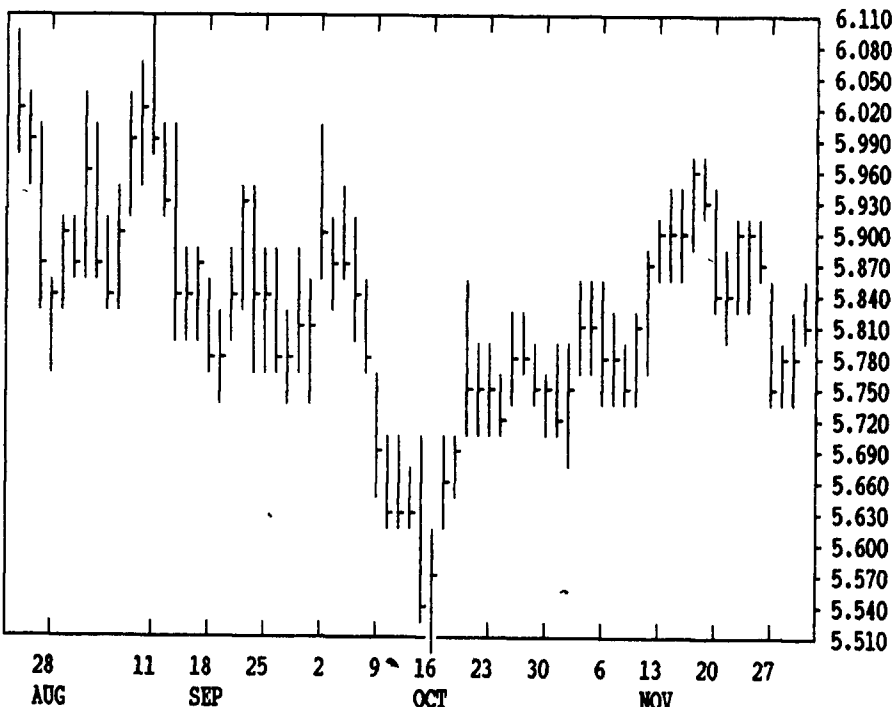
DTN GRAINS 18 DEC WHEAT

CONTRACT HIGH: 4.404 LOW: 3.780



DTN GRAINS 22 JAN SOYBEANS

CONTRACT HIGH: 7.670 LOW: 5.510



CORN				CHICAGO WHEAT				K.C. WHEAT			
	HIGH	LOW	LAST CHG		HIGH	LOW	LAST CHG		HIGH	LOW	LAST CHG
DEC	2394	2372	2382* +34	DEC	4082	4056	4074* +16	DEC	4144	4120	4130* +12
MAR	2440	2410	2416* +22	MAR	4100	4064	4076* -6	MAR	4080	4044	4060* +2
MAY	2474	2442	2444* +10	MAY	3920	3890	3900* -10	MAY	3970	3940	3960* -4
JLY	2510	2474	2476* +2	JLY	3640	3604	3610* -20	JLY	3750	3712	3722* -26
SEP	2442	2420	2424* +6	SEP	3680	3650	3654* -14	SEP	3770	3754	3754* -40
DEC	2414	2390	2394* +2	K.C. SORGHUM				MINN WHEAT			
MAR	2482	2464	2464* 0	DEC	2124	2104	2104* +30	DEC	3866	3844	3850* +2
				MAR	2190	2184	2184* +32	MAR	3986	3960	3960* -12
				OATS				MAY	3990	3970	3970* -12
DEC	1436	1424	1426* 0	MAY	2240	2240	2240* +30	JLY	3860	3836	3840* -4
MAR	1576	1564	1574* +6	JLY	2310	2240	2270* +30	SEP	3790	3750	3774* -2
MAY	1644	1636	1644* +14	SEP							