

GRAIN, CATTLE AND HOG FUTURES MARKETS

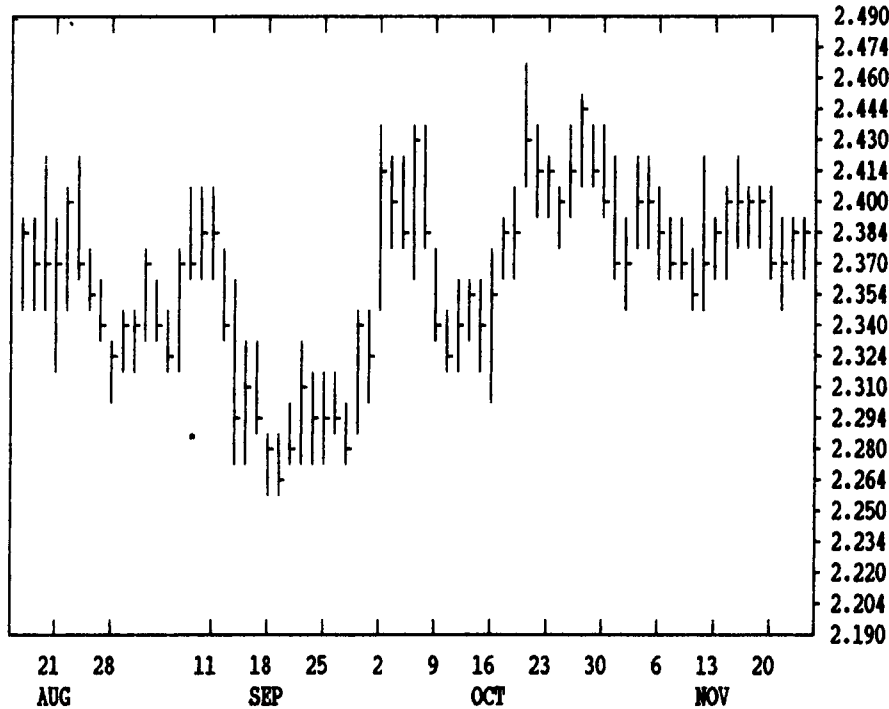
From DTN farmer satellite daily update. Service phone: (717) 891-7009.

(Closing bids: Wednesday, November 22)

LIVE CATTLE				FEEDER CATTLE				LIVE HOGS			
	HIGH	LOW	LAST CHG		HIGH	LOW	LAST CHG		HIGH	LOW	LAST CHG
DEC	7605	7575	7600* +30	NOV	8345	8330	8345* +23	DEC	5037	4972	5025* +28
FEB	7525	7485	7522* +40	JAN	8310	8277	8305* +28	FEB	5112	5045	5095* +33
APR	7485	7430	7477* +42	MAR	8155	8130	8150* +15	APR	4667	4600	4660* +43
JUN	7192	7167	7190* +23	APR	8062	8035	8052* +30	JUN	5000	4950	4987* +5
AUG	7010	6985	6997* +10	MAY	7995	7960	7985* +38	JULY	5025	4985	5007* 0
OCT	6965	6947	6950* +18	AUG	7920	7900	7910* +30	AUG	4900	4880	4897* +2

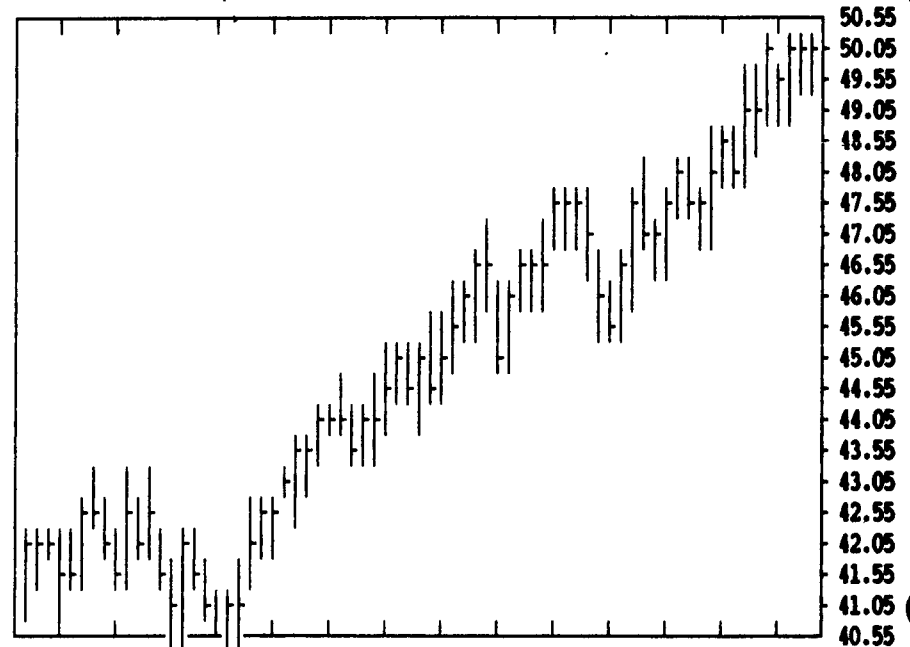
DTN GRAINS 16 DEC CORN

CONTRACT HIGH: 2.950 LOW: 2.184



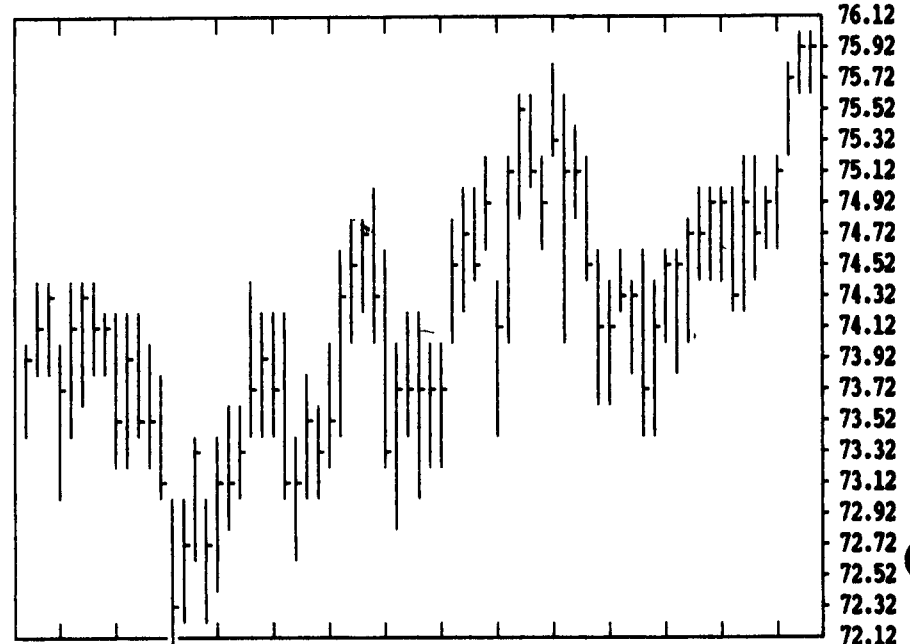
DTN LIVESTOCK 17 DEC LIVE HOGS

CONTRACT HIGH: 50.37 LOW: 40.55



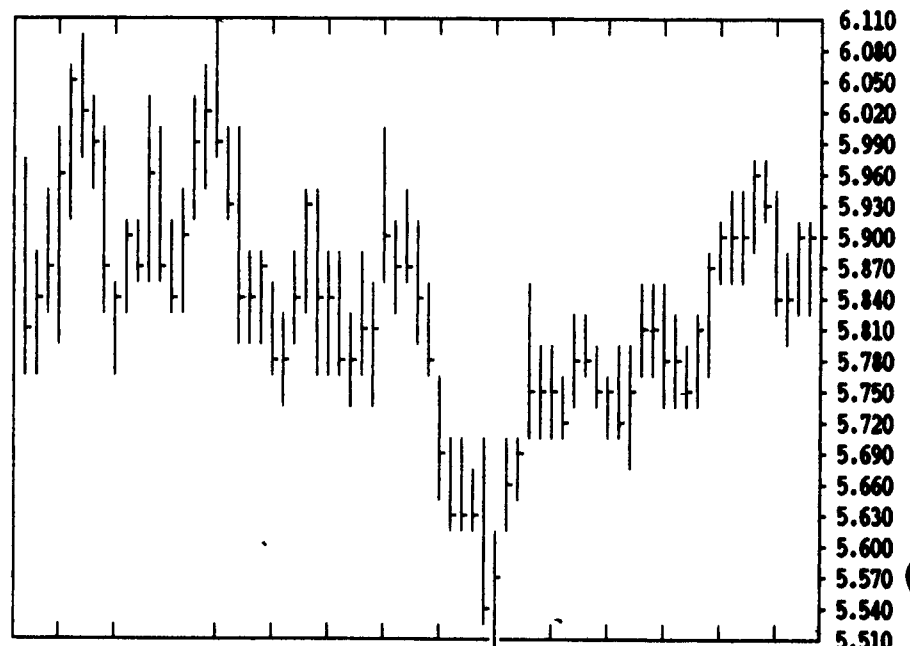
DTN LIVESTOCK 18 DEC CATTLE

CONTRACT HIGH: 76.05 LOW: 69.40



DTN GRAINS 22 JAN SOYBEANS

CONTRACT HIGH: 7.670 LOW: 5.510

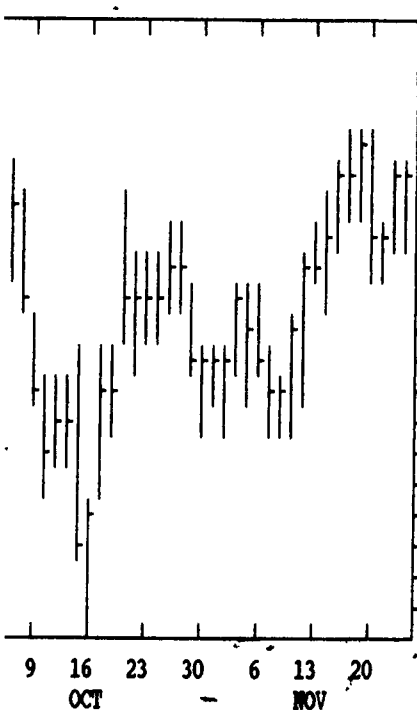


DTN FUTURES	10 11/22		TECHNICAL COMMENTS				PAST WEEK'S (ENDING 11/17)		CURRENT	
	CLOSE	MOVING AVERAGES	4-DAY	9-DAY	18-DAY	HIGH	LOW	CLOSE	SUPPORT	RESISTANCE
DEC WHEAT	4.07 3/4	4.09 3/8	4.06 1/3	4.04	4.10	3.98	4.10	3.94	4.15	
JULY WHEAT	3.61 1/4	3.62 3/4	3.60 3/8	3.57 1/8	3.63	3.54 1/4	3.62 1/4	3.47	3.85	
KC DEC WHT	4.13 1/2	4.14 3/4	4.11	4.06 1/2	4.16	4.03 1/4	4.15 1/4	3.94	4.20	
KC JULY WHT	3.73 1/4	3.73 3/4	3.68 1/3	3.61 1/2	3.72 3/4	3.60 1/2	3.72 1/4	3.44 1/2	.	
DEC CORN	2.38 1/2	2.38 1/2	2.38 7/8	2.38 3/4	2.41 3/4	2.37 1/2	2.40	2.36	2.42	
MAR CORN	2.43	2.43	2.42 3/4	2.42 1/2	2.44 3/4	2.40 1/2	2.43 3/4	2.40	2.46	
DEC90 CRN	2.41 1/4	2.41 7/8	2.40 7/8	2.39 7/8	2.43 1/4	2.38 1/2	2.42 1/4	2.30	.	
JAN BNS	5.91 1/4	5.89	5.90 3/8	5.84	5.85 1/2	5.74 1/2	5.83 3/4	.	.	
MAR BNS	6.03 3/4	6.02	6.03 1/2	5.97	5.96	5.87	5.94 3/4	5.70	6.00	
NOV90 BNS	6.12 1/2	6.11	6.09 3/4	6.00 1/8	6.17 1/2	6.03 1/2	6.15 3/4	5.50	.	
DEC MEAL	187.60	187.03	186.71	184.77	188.50	184.60	188.40	180.00	189.00	
DEC OIL	19.47	19.50	19.72	19.49	20.09	19.64	19.74	19.00	20.10	
DEC CTL	76.00	75.45	75.08	74.72	75.20	74.37	74.87	73.50	.	
FEB CTL	75.22	74.67	74.51	74.24	74.75	73.90	74.30	73.00	75.57	
JAN FDRS	83.05	82.71	82.69	82.42	83.45	83.02	83.15	82.00	JAN 84.10	
DEC HOGS	50.25	49.92	49.21	48.24	50.05	48.00	49.97	47.00	.	
FEB HOGS	50.95	50.54	49.58	48.32	50.50	48.15	50.42	47.00	.	
FEB BELS	63.25	63.34	63.60	61.40	64.70	62.20	64.17	58.00	.	

SOYBEANS				SOYBEAN MEAL				SOYBEAN OIL			
JAN	5920	5852	5912* +54	DEC	1878	1859	1876* +14	DEC	1952	1926	1947* +14
MAR	6044	5984	6036* +46	JAN	1877	1851	1874* +20	JAN	1975	1950	1970* +14
MAY	6156	6094	6150* +50	MAR	1865	1847	1864* +19	MAR	2018	1993	2015* +14
JULY	6240	6182	6236* +52	MAY	1855	1830	1853* +18	MAY	2057	2034	2054* +15
AUG	6240	6214	6240* +46	JULY	1847	1825	1845* +20	JULY	2085	2060	2082* +17
SEP	6140	6124	6132* +42	AUG	1845	1830	1842* +19	AUG	2085	2060	2082* +14
NOV	6124	6080	6124* +40	SEP	1845	1830	1840* +18	SEP	2085	2078	2082* +14
JAN	6220	6204	6220* +40	OCT	1840	1825	1840* +23	OCT	2090	2085	2087* +7

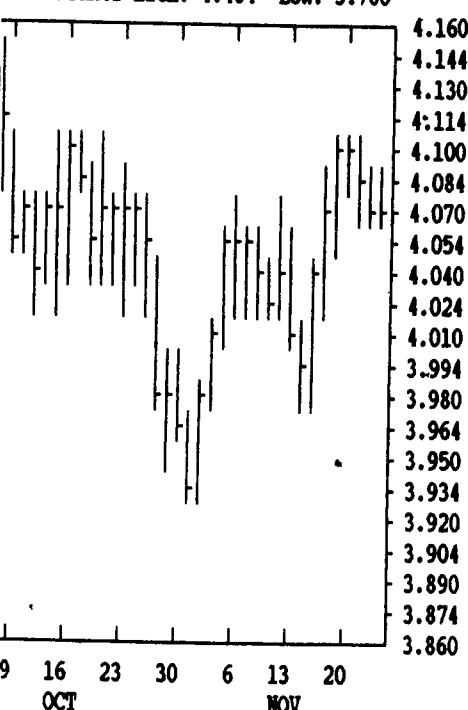
DTN GRAINS 23 DEC SOYMEAL

CONTRACT HIGH: 270.0 LOW: 175.5



DTN GRAINS 18 DEC WHEAT

CONTRACT HIGH: 4.404 LOW: 3.780



CORN			CHICAGO WHEAT			K.C. WHEAT					
HIGH	LOW	LAST CHG	HIGH	LOW	LAST CHG	HIGH	LOW	LAST CHG			
DEC	2390	2374	2384* +4	DEC	4090	4074	4076* -14	DEC	4144	4130	4134* -12
MAR	2434	2422	2430* +2	MAR	4116	4100	4104* -16	MAR	4076	4064	4072* -4
MAY	2474	2464	2470* 0	MAY	3924	3912	3916* -16	MAY	3970	3944	3950* -20
JULY	2512	2502	2504* -2	JULY	3630	3606	3612* -22	JULY	3744	3724	3732* -16
SEP	2452	2442	2444* -2	SEP	3674	3660	3660* -20	SEP	3810	3790	3790* -20
DEC	2416	2410	2412* -6	K.C. SORGHUM			MINN WHEAT				
MAR	2484	2480	2480* -4	DEC	2180	2174	2176* +2	DEC	3886	3874	3876* -16
DEC	1472	1452	1466* +12	MAY	2290	2260	2280* +20	MAY	3980	3962	3972* -20
MAR	1594	1574	1592* +16	JULY	2310	2290	2310* +20	JULY	3854	3844	3844* -24
MAY	1650	1644	1650* +14	SEP				SEP	3770	3764	3770* -14