

GRAIN, CATTLE AND HOG FUTURES MARKETS

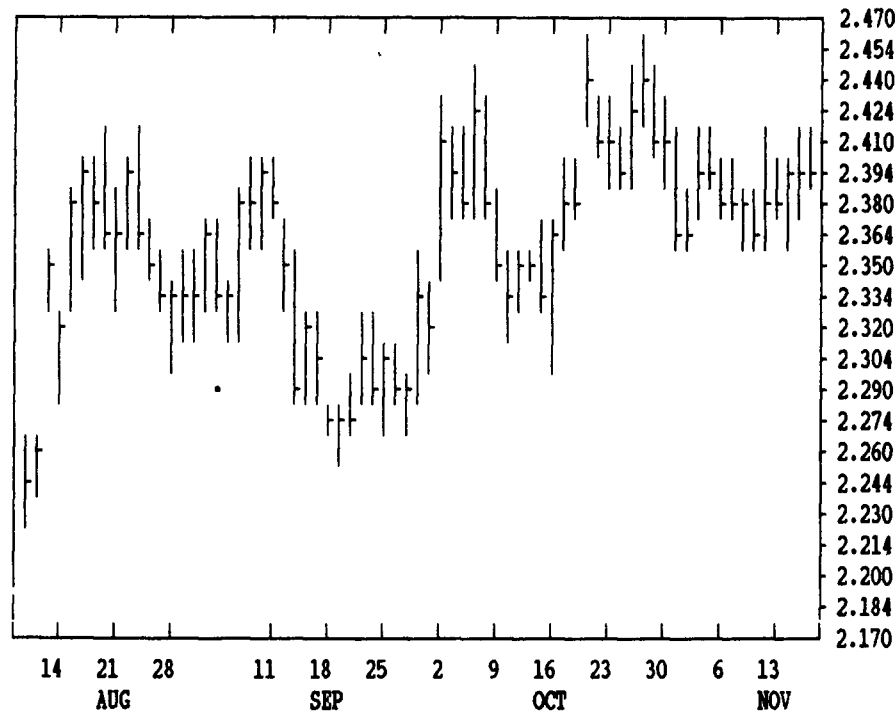
From DTN farmer satellite daily update. Service phone: (717) 691-7609.

(Closing bids: Thursday, November 16)

LIVE CATTLE				FEEDER CATTLE				LIVE HOGS			
	HIGH	LOW	LAST CHG		HIGH	LOW	LAST CHG		HIGH	LOW	LAST CHG
DEC	7515	7455	7467* -30	NOV	8330	8305	8310* -20	DEC	4945	4890	4915* -12
FEB	7460	7407	7417* -25	JAN	8282	8250	8262* -20	FEB	4985	4932	4947* -15
APR	7440	7397	7412* -33	MAR	8120	8085	8090* -32	APR	4610	4565	4577* -8
JUN	7160	7115	7132* -43	APR	8040	8010	8010* -17	JUN	5010	4935	4970* +28
AUG	6975	6942	6942* -48	MAY	7957	7910	7910* -35	JULY	5005	4930	4980* +23

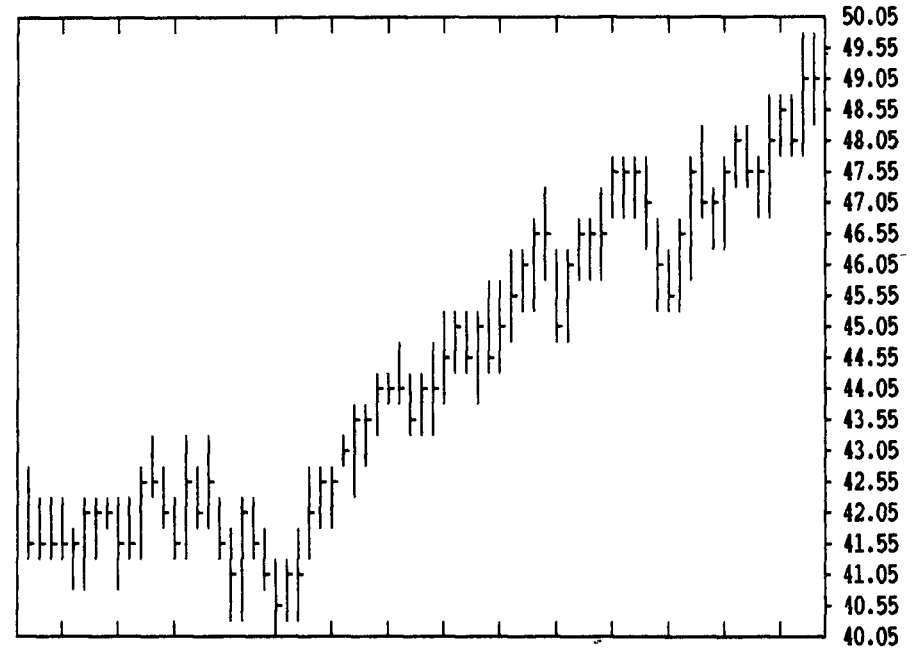
DTN GRAINS 16 DEC CORN

CONTRACT HIGH: 2.950 LOW: 2.184



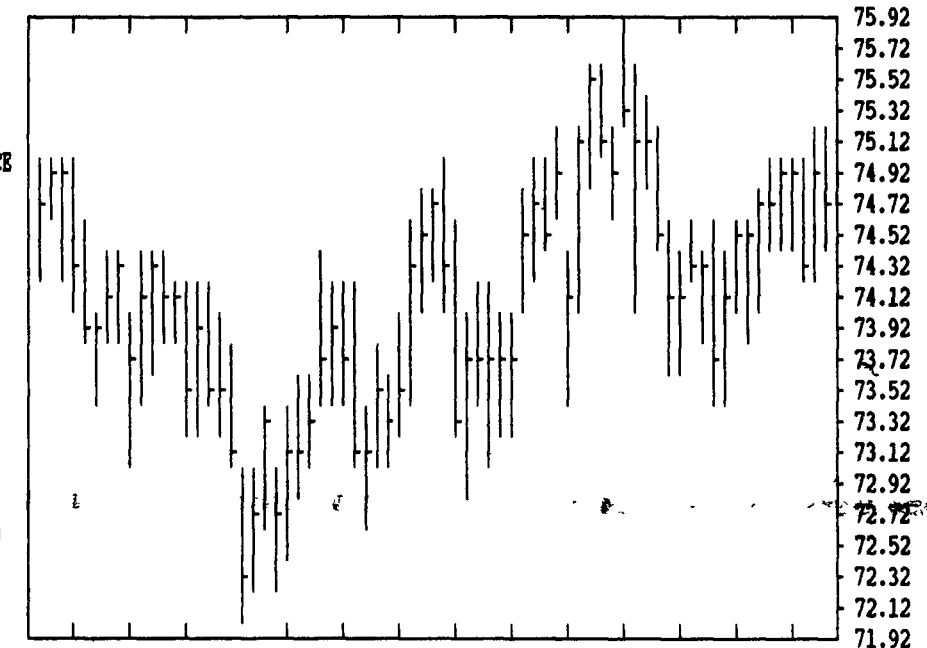
DTN LIVESTOCK 17 DEC LIVE HOGS

CONTRACT HIGH: 49.50 LOW: 40.55



DTN LIVESTOCK 18 DEC CATTLE

CONTRACT HIGH: 75.75 LOW: 69.40



DTN FUTURES 10 11/16 TECHNICAL COMMENTS

	CLOSE	MOVING AVERAGES			HIGH	LOW	CLOSE	CURRENT	
		4-DAY	9-DAY	18-DAY				SUPPORT	RESISTANCE
DEC WHEAT	4.07 1/2	4.03 5/8	4.04 1/8	4.02 3/8	DEC WHT	4.07 1/2	4.02 1/4	4.04 1/2	3.94 4.15
JLY WHEAT	3.61 1/4	3.57 3/4	3.57 3/4	3.54 3/8	JLY WHT	3.62 1/2	3.53 1/2	3.61 1/4	3.47 3.85
KC DEC WHT	4.12 1/2	4.08 1/8	4.06 3/4	4.03	KC DEC	4.09 1/2	4.02 1/2	4.07 3/4	3.94 4.15
KC JLY WHT	3.96 3/4	3.64	3.61 3/8	3.56 1/8	KC JLY	3.65 1/2	3.54 1/2	3.64	3.44 1/2
DEC CORN	2.40 1/4	2.39 1/2	2.38 1/2	2.39 1/2	DEC CORN	2.42	2.36 1/4	2.38	2.36 2.42
MAR CORN	2.44	2.42 7/8	2.42	2.43	MAR CORN	2.45	2.40 1/2	2.41 1/2	2.40 2.46
DEC90 CRN	2.42 1/2	2.40 1/4	2.39 2/3	2.39 1/2	DEC90 CN	2.41 3/4	2.38 1/4	2.39 3/4	2.30
JAN BNS	5.95 1/2	5.92 1/4	5.85 1/2	5.81 1/2	NOV BNS	5.76	5.62	5.75 3/4	
MAR BNS	6.08 3/4	6.05 5/8	5.98 1/2	5.94 1/4	JAN BNS	5.89	5.75 3/4	5.88	5.70 6.00
NOV90 BNS	6.16 3/4	6.10 1/8	6.02 3/8	5.94 3/8	NOV90 BN	6.06	5.90	6.03	5.50
DEC MEAL	187.40	186.75	184.68	184.22	DEC MEAL	185.50	181.10	185.30	180.00 189.00
DEC OIL	19.90	19.94	19.62	19.43	DEC OIL	19.78	19.10	19.79	19.00 20.10
DEC CTYL	74.67	74.75	74.71	74.58	DEC CTYL	74.95	74.00	74.92	73.50 75.75
FEB CTYL	74.17	74.30	74.34	74.14	FEB CTYL	74.80	73.60	73.72	73.00 75.57
JAN FDRS	82.62	82.67	82.60	82.31	NOV FDRS	83.20	82.80	82.15	82.00 JAN 84.10
DEC HOGS	49.15	48.82	48.29	47.63	DEC HOGS	48.60	46.70	47.95	47.00
FEB HOGS	49.47	49.05	48.37	47.36	FEB HOGS	48.55	46.40	47.92	47.00
FEB BLS	63.52	63.92	62.97	59.02	FEB BLS	63.80	58.85	63.30	58.00

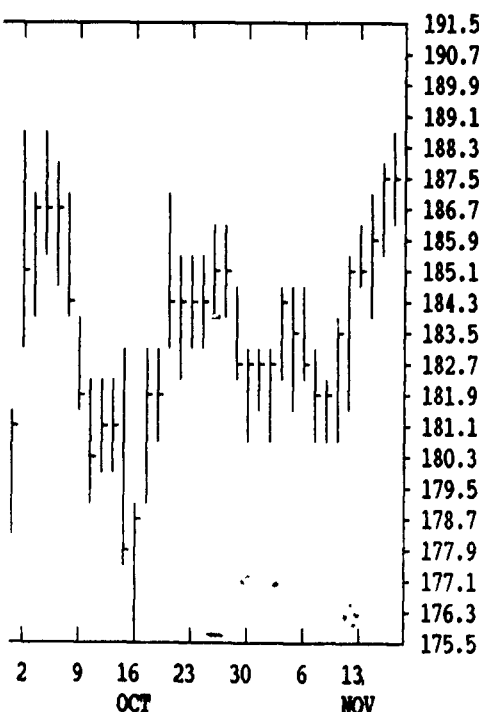
SOYBEANS

SOYBEAN MEAL

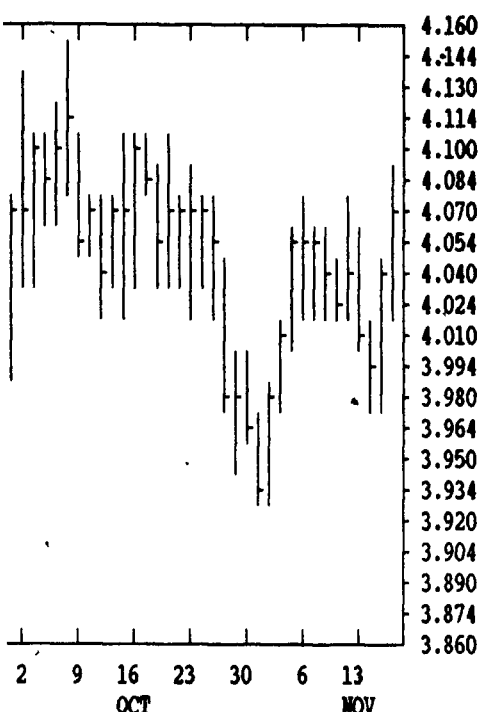
SOYBEAN OIL

NOV	5844	5794	5842* +46	DEC	1885	1868	1880* +6	DEC	1991	1972	1990* +9
JAN	5962	5904	5954* +40	JAN	1875	1860	1869* +7	JAN	2014	1995	2012* +9
MAR	6100	6040	6086* +36	MAR	1868	1855	1861* +4	MAR	2058	2036	2052* +7
MAY	6214	6154	6202* +42	MAY	1855	1840	1851* +11	MAY	2090	2072	2088* +9
JLY	6310	6230	6286* +44	JLY	1850	1832	1843* +10	JLY	2120	2098	2115* +8
AUG	6304	6260	6290* +34	AUG	1848	1830	1836* +16	AUG	2120	2118	2119* +12
SEP	6184	6174	6180* +44	SEP	1840	1835	1839* +14	SEP	2125	2120	2125* +13
NOV	6174	6100	6160* +42	OCT	1830	1825	1827* +12	OCT	2135	2130	2135* +10

DTN GRAINS 23 DEC SOYMEAL CONTRACT HIGH: 270.0 LOW: 175.5

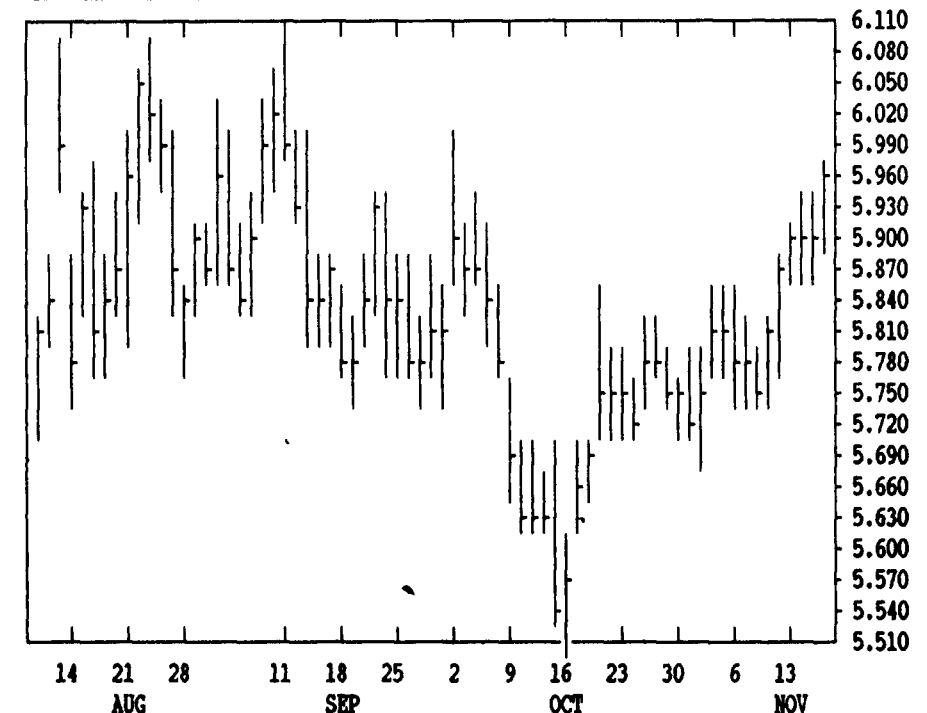


DTN GRAINS 18 DEC WHEAT CONTRACT HIGH: 4.404 LOW: 3.780



DTN GRAINS 22 JAN SOYBEANS

CONTRACT HIGH: 7.670 LOW: 5.510



CORN				CHICAGO WHEAT				K.C. WHEAT			
	HIGH	LOW	LAST CHG		HIGH	LOW	LAST CHG		HIGH	LOW	LAST CHG
DEC	2410	2392	2402* +4	DEC	4084	4034	4074* +24	DEC	4132	4080	4124* +26
MAR	2446	2426	2440* +6	MAR	4122	4074	4120* +32	MAR	4082	4036	4074* +24
MAY	2484	2462	2474* +6	MAY	3914	3872	3910* +30	MAY	3950	3900	3934* +24
JLY	2516	2496	2512* +10	JLY	3620	3574	3612* +30	JLY	3700	3650	3696* +50
SEP	2460	2440	2454* +16	SEP	3670	3634	3666* +40	SEP	3740	3694	3740* +44
DEC	2424	2400	2424* +20	K.C. SORGHUM				MINN WHEAT			
MAR	2490	2476	2490* +16	DEC	2204	2200	2200* +10	DEC	3906	3874	3896* +6
				MAR	2240	2230	2234* +4	MAR	4016	3982	4004* +10
				OATS				MAY	3994	3962	3986* +20
DEC	1480	1464	1472* +14	MAY	2290	2280	2280* 0	JULY	3854	3824	3854* +30
MAR	1600	1580	1592* +20	JULY	2310	2310	2310* 0	SEP	3784	3760	3780* +16
MAY	1660	1640	1646* +14	SEP							