

GRAIN, CATTLE AND HOG FUTURES MARKETS

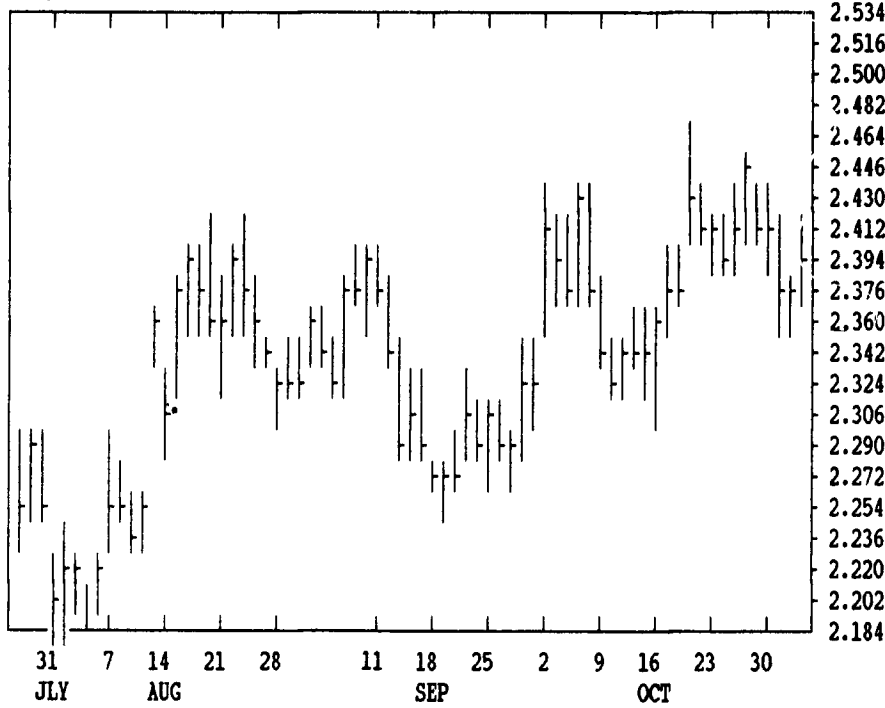
From DTN farmer satellite daily update. Service phone: (717) 691-7609.

(Closing bids: Thursday, November 2)

LIVE CATTLE				FEEDER CATTLE				LIVE HOGS						
	HIGH	LOW	LAST	CHG	HIGH	LOW	LAST	CHG	HIGH	LOW	LAST	CHG		
DEC	7465	7365	7375*	-52	NOV	8325	8270	8272*	-40	DEC	4840	4715	4717*	-48
FEB	7425	7317	7332*	-60	JAN	8230	8160	8172*	-33	FEB	4790	4650	4662*	-58
APR	7435	7372	7380*	-27	MAR	8102	8035	8050*	-32	APR	4460	4360	4370*	-40
JUN	7137	7077	7085*	-30	APR	7995	7935	7937*	-43	JUN	4850	4760	4775*	-45
AUG	6950	6922	6922*	-20	MAY	7900	7870	7870*	-25	JULY	4870	4800	4827*	-10

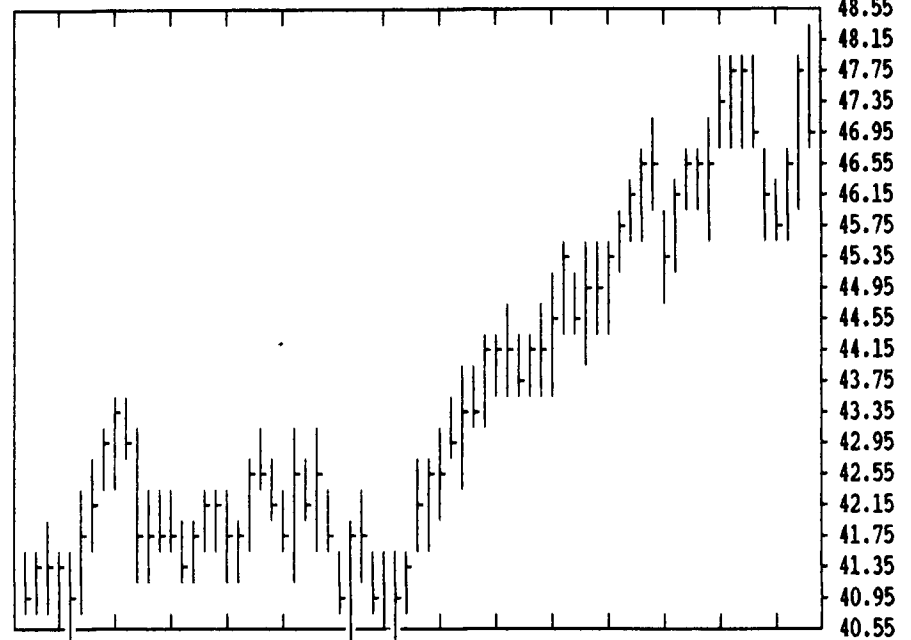
DTN GRAINS 16 DEC CORN

CONTRACT HIGH: 2.950 LOW: 2.184



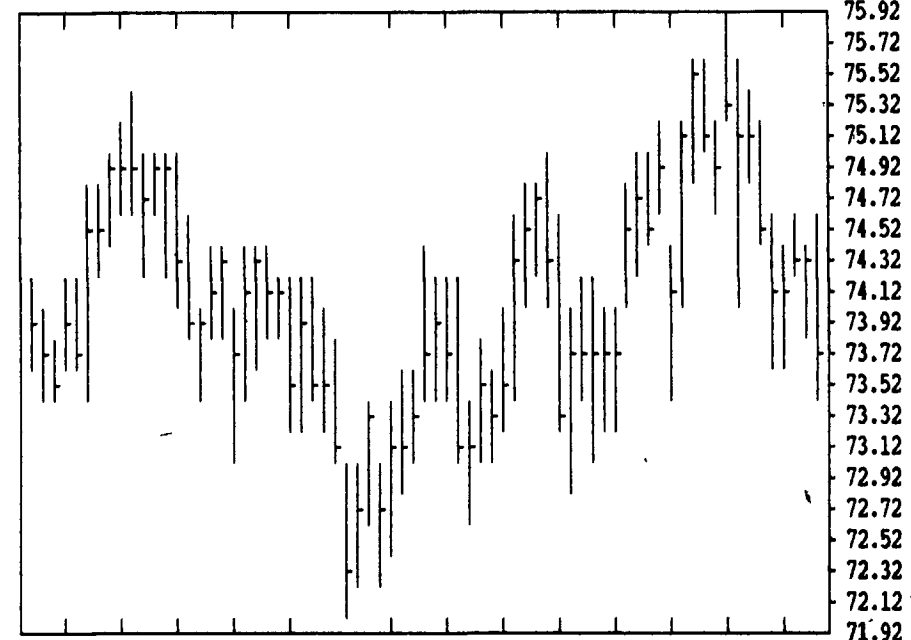
DTN LIVESTOCK 17 DEC LIVE HOGS

CONTRACT HIGH: 48.40 LOW: 40.55



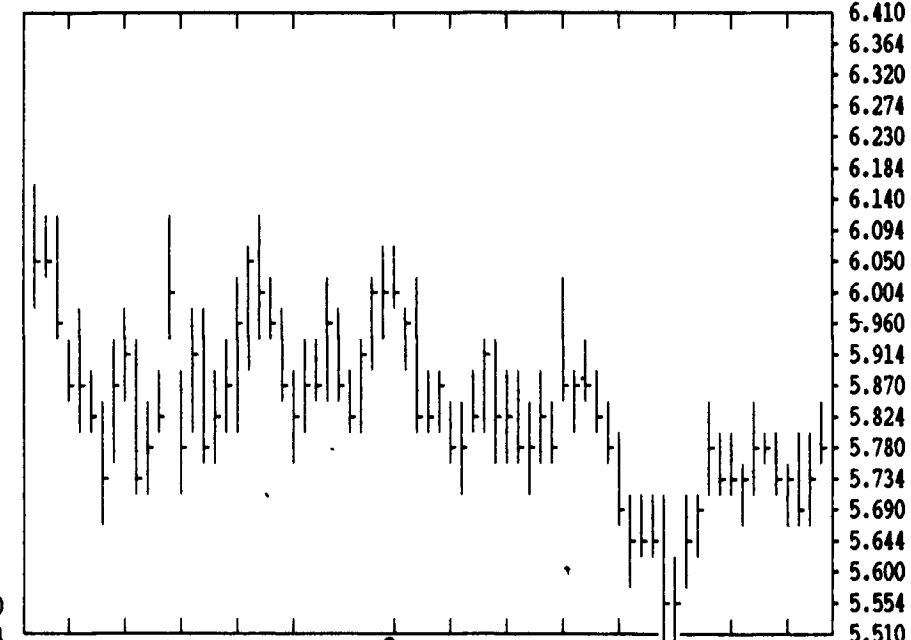
DTN LIVESTOCK 18 DEC CATTLE

CONTRACT HIGH: 75.75 LOW: 69.40



DTN GRAINS 22 JAN SOYBEANS

CONTRACT HIGH: 7.670 LOW: 5.510



DTN FUTURES 10 11/02 TECHNICAL COMMENTS

	CLOSE	MOVING AVERAGES			PAST WEEK'S (ENDING 10/27)			CURRENT		
		4-DAY	9-DAY	18-DAY	HIGH	LOW	CLOSE	SUPPORT	RESISTANCE	
DEC WHEAT	4.01 1/2	3.97 5/8	4.00 7/8	4.04 1/8	DEC WHT	4.09	3.96	3.98 1/2	3.87 1/2	4.05
JLY WHEAT	3.53	3.50 5/8	3.51 1/8	3.54	JLY WHT	3.58 1/2	3.48	3.49	3.42	3.60
KC DEC WHT	4.02 1/4	3.98	3.99 1/8	4.00 1/2	KC DEC	4.04	3.94 1/4	3.96 1/2	3.88	4.15
KC JLY WHT	3.54	3.50 5/8	3.51	3.52 1/2	KC JLY	3.57 3/4	3.44 1/2	3.49	3.30	3.60
DEC CORN	2.40 1/2	2.39 1/8	2.40 3/4	2.39	DEC CORN	2.45 1/2	2.39 1/2	2.41 3/4	2.30	2.48
MAR CORN	2.44 1/2	2.42 7/8	2.44 1/4	2.43 1/2	MAR CORN	2.47 3/4	2.43 1/2	2.44 1/4	2.35	2.55
DEC90 CRN	2.38 1/2	2.38 3/8	2.39 1/8	2.38 3/8	DEC90 CN	2.41 1/2	2.38	2.41 1/4	2.30	.
NOV BNS	5.66 1/2	5.61 7/8	5.62 3/4	5.58 3/4	NOV BNS	5.68 1/2	5.58 1/4	5.61 3/4	5.40	5.85
JAN BNS	5.81 1/4	5.76	5.76 1/2	5.71 1/4	JAN BNS	5.81 1/2	5.71 1/2	5.75 1/2	5.70	6.00
NOV90 BNS	5.92 1/4	5.86 1/8	5.85 1/4	5.79 1/2	NOV90 BN	5.89	5.79 1/2	5.83 3/4	5.50	6.00
DEC MEAL	184.30	183.03	183.87	182.64	DEC MEAL	186.00	182.50	182.80	180.00	189.00
DEC OIL	19.34	19.24	19.18	18.90	DEC OIL	19.46	18.65	19.23	18.50	19.50
DEC CCTL	73.75	74.16	74.58	74.74	DEC CCTL	75.75	73.75	74.12	73.50	77.00
FEB CCTL	73.32	73.69	74.09	74.39	FEB CCTL	75.57	73.17	73.42	72.50	74.50
NOV FDRS	82.72	82.88	82.95	83.12	NOV FDRS	83.80	82.25	82.40	81.30	84.50
DEC HOGS	47.17	46.79	47.04	46.66	DEC HOGS	47.90	45.67	46.17	45.00	
FEB HOGS	46.62	46.39	46.32	46.00	FEB HOGS	47.00	45.05	45.62	45.20	47.05
FEB BELS	58.72	56.38	54.29	52.41	FEB BLS	53.75	51.10	51.85	53.00	

SOYBEANS

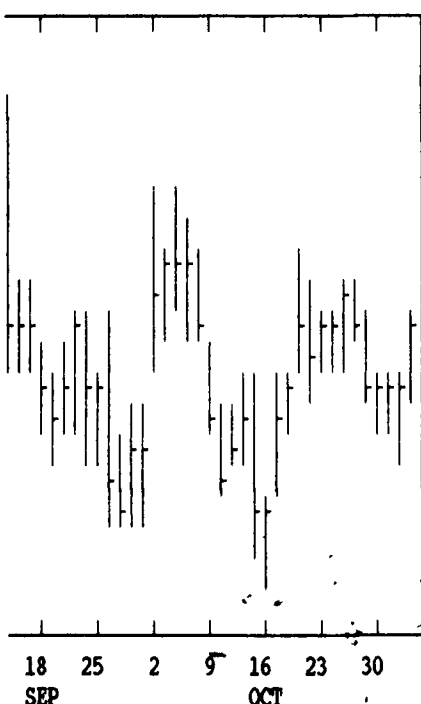
NOV	JAN	MAR	MAY	JULY	AUG	SEP	OCT	NOV	JAN	MAR	MAY	JULY	AUG	SEP	OCT
5686	5834	5956	6052	6120	6120	5974	5930	1846	1834	1826	1815	1807	1802	1798	1790
5640	5782	5906	6000	6072	6072	5930	5870	1832	1821	1812	1800	1790	1790	1780	1785
5664*	5812*	5942*	6036*	6112*	6110*	5964*	5922*	1843*	1827*	1816*	1810*	1799*	1793*	1795*	1785*
+46	+50	+50	+52	+56	+60	+84	+64	-17	-14	-12	-18	-18	-18	-20	+20

SOYBEAN MEAL

SOYBEAN OIL

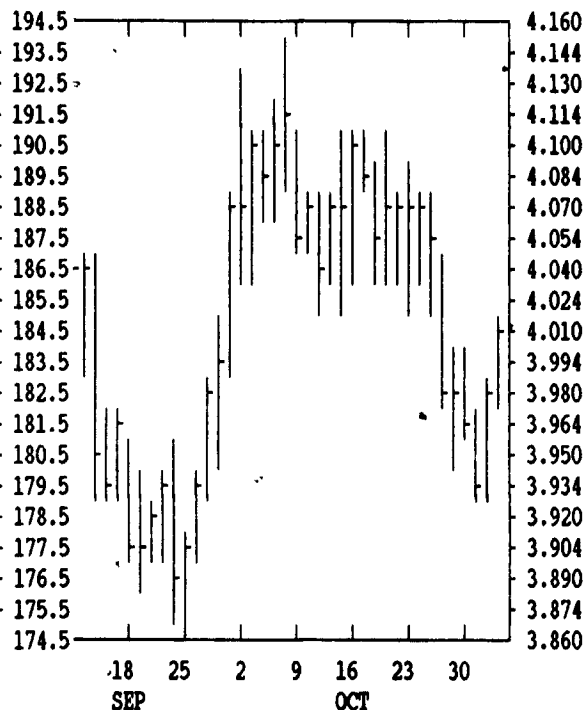
DTN GRAINS 23 DEC SOYMEAL

CONTRACT HIGH: 270.0 LOW: 175.5



DTN GRAINS 18 DEC WHEAT

CONTRACT HIGH: 4.404 LOW: 3.780



CORN				CHICAGO WHEAT				K.C. WHEAT						
	HIGH	LOW	LAST	CHG	HIGH	LOW	LAST	CHG	HIGH	LOW	LAST	CHG		
DEC	2414	2390	2404*	-30	DEC	4020	3984	4014*	-34	DEC	4040	3984	4022*	-42
MAR	2454	2432	2444*	-24	MAR	4046	4014	4034*	-26	MAR	4004	3970	3986*	-26
MAY	2494	2472	2482*	-14	MAY	3840	3812	3830*	-16	MAY	3850	3814	3824*	-14
JULY	2530	2510	2512*	-10	JULY	3544	3514	3530*	-14	JULY	3554	3530	3540*	-20
SEP	2442	2422	2422*	0	SEP	3600	3564	3566*	-2	SEP	3584	3584	3584*	0
DEC	2402	2384	2384*	0	K.C. SORGHUM				MINN WHEAT					
MAR	2452	2452	2452*	0	DEC	2170	2150	2164*	-30	DEC	3892	3860	3882*	-26
DEC	1460	1446	1452*	-16	MAR	2224	2214	2214*	-24	MAR	3992	3970	3982*	-22
MAR	1566	1556	1562*	-20	MAY	2254	2214	2254*	-24	MAY	3926	3920	3926*	-22
MAY	1626	1620	1620*	-16	JULY			2274*	-20	JULY	3744	3724	3740*	-34
					SEP					SEP	3680	3650	3680*	-80