

GRAIN, CATTLE AND HOG FUTURES MARKETS

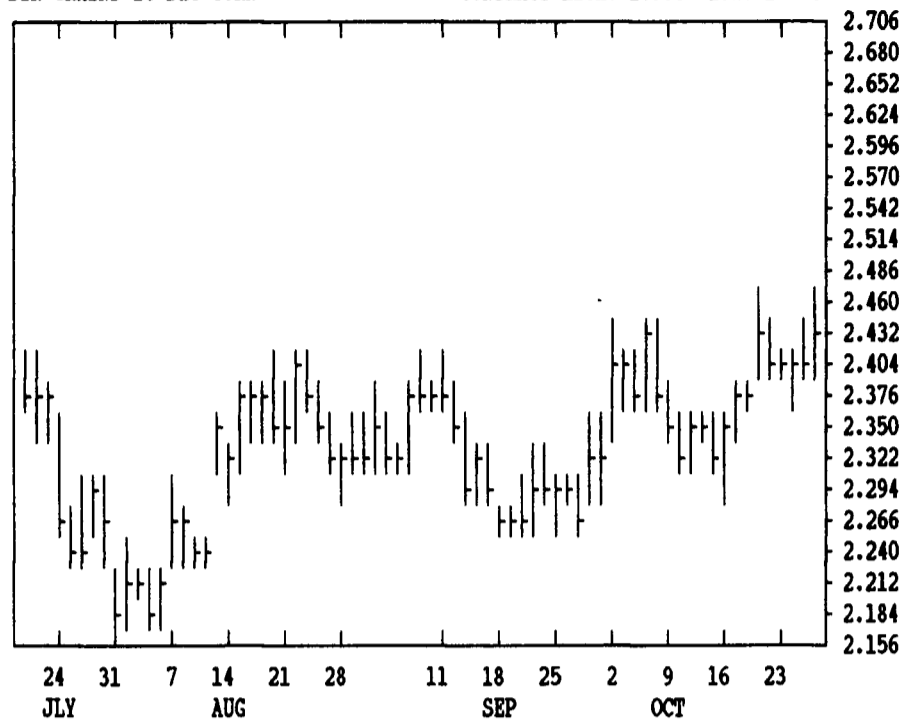
From DTN farmer satellite daily update. Service phone: (717) 691-7609.

LIVE CATTLE				FEEDER CATTLE				LIVE HOGS						
	HIGH	LOW	LAST	CHG		HIGH	LOW	LAST	CHG		HIGH	LOW	LAST	CHG
DEC	7525	7452	7465*	-55	NOV			8282		DEC	4775	4690	4697*	-83
FEB	7472	7385	7410*	-57	JAN			8192		FEB	4675	4590	4605*	-67
APR	7467	7410	7422*	-43	MAR			8080		APR	4355	4285	4317*	-40
JUN	7197	7165	7167*	-25	APR			7975		JUN	4775	4725	4767*	-18
AUG	7010	6990	6990*	-17	MAY			7915		JULY	4795	4765	4792*	-3

(Closing bids: Thursday, October 26)

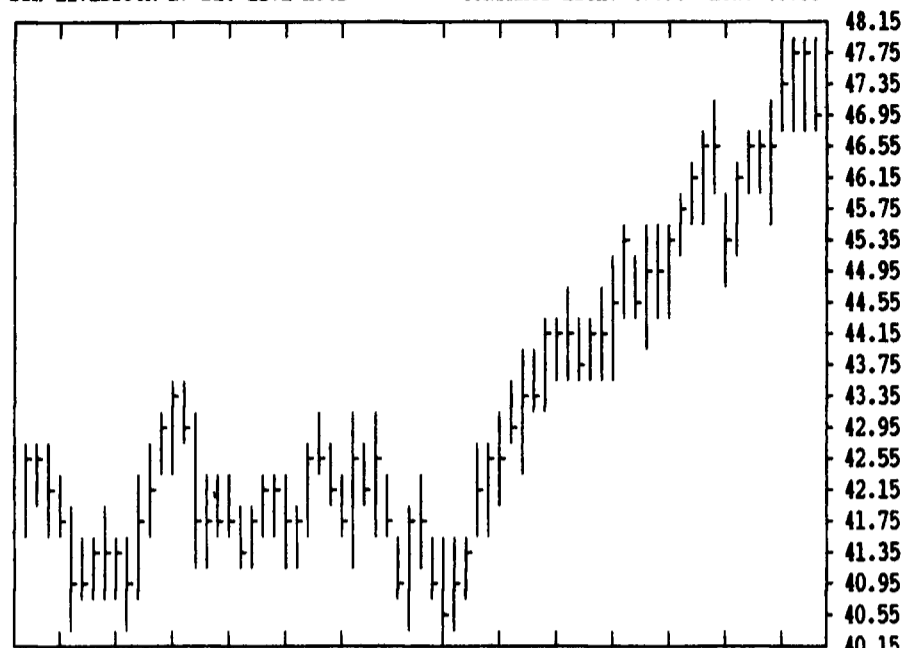
DTN GRAINS 16 DEC CORN

CONTRACT HIGH: 2.950 LOW: 2.184



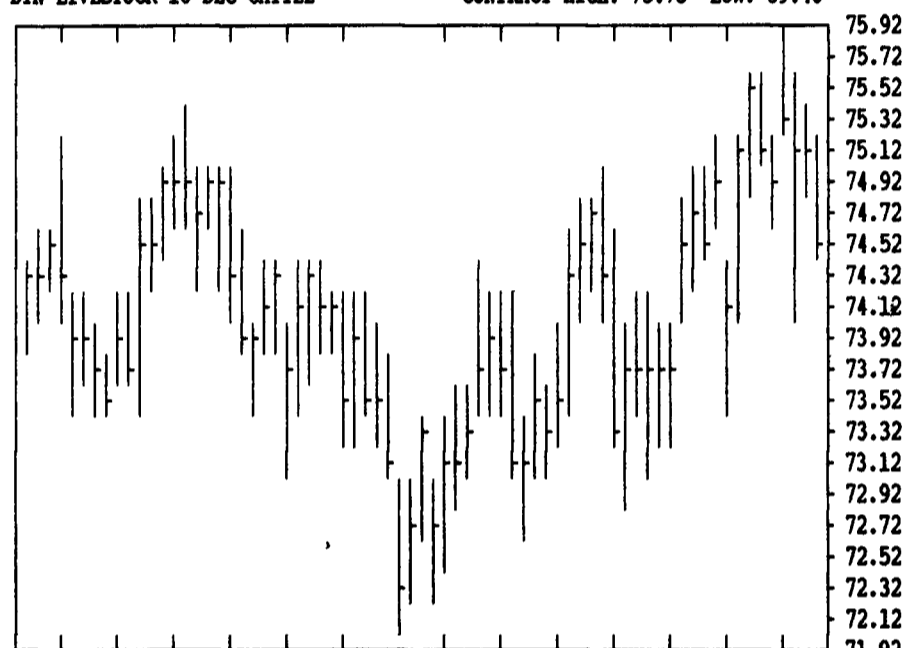
DTN LIVESTOCK 17 DEC LIVE HOGS

CONTRACT HIGH: 47.90 LOW: 40.55



DTN LIVESTOCK 18 DEC CATTLE

CONTRACT HIGH: 75.75 LOW: 69.40



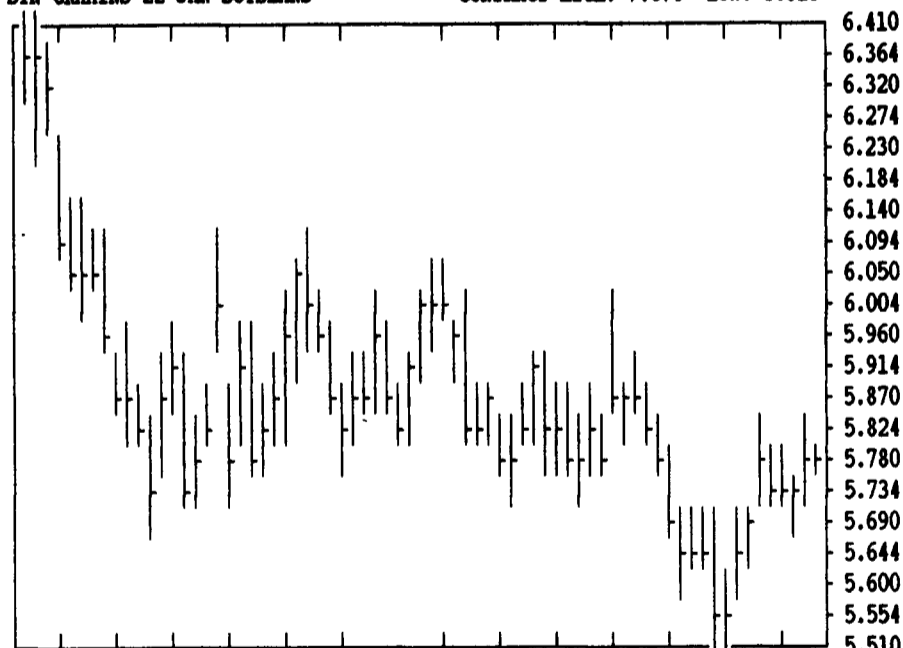
DTN FUTURES 10 10/26

TECHNICAL COMMENTS

	CLOSE	MOVING AVERAGES			PAST WEEK'S (ENDING 10/20)			CURRENT	
		4-DAY	9-DAY	18-DAY	HIGH	LOW	CLOSE	SUPPORT	RESISTANCE
DEC WHEAT	3.98 1/2	4.04 5/8	4.06 2/3	4.07 3/8	4.11	4.03 3/4	4.07	3.95	4.16
JLY WHEAT	3.48 1/2	3.52 1/4	3.55 1/3	3.55 1/2	3.60	3.51	3.58 3/4	3.42	3.60
KC DEC WHT	3.97 1/4	4.01	4.02 3/8	4.01 7/8	4.07	3.96 1/2	4.03 1/4	3.96 1/2	4.15
KC JLY WHT	3.45 1/2	3.52	3.54 3/8	3.52 3/8	3.59	3.48	3.58	3.30	3.60
DEC CORN	2.44 3/4	2.42	2.40 3/4	2.39	2.46 1/2	2.31 1/2	2.41 1/2	2.30	2.48
MAR CORN	2.46 3/4	2.45 1/2	2.44 7/8	2.44 1/2	2.50	2.37	2.45 3/4	2.35	2.55
DEC90 CRN	2.41	2.39 3/8	2.39 1/4	2.39	2.42 1/2	2.33	2.41	2.30	.
NOV BNS	5.66 1/2	5.64	5.60 3/4	5.61 1/8	5.73	5.40	5.63 1/2	5.40	5.85
JAN BNS	5.79 3/4	5.77 1/8	5.73	5.73	5.83 1/2	5.51	5.75 3/4	5.70	6.00
NOV90 BNS	5.86 1/4	5.84 3/4	5.79 5/8	5.80 3/8	5.84 1/2	5.64 1/2	5.80 3/4	5.50	6.00
DEC MEAL	185.10	184.98	183.50	183.32	191.50	183.00	188.00	180.00 DEC	189.00
DEC OIL	19.40	19.10	18.92	18.85	18.90	17.80	18.56	18.50 DEC	19.50
DEC CTYL	74.65	75.13	75.06	74.64	74.67	72.60	73.25	.	.
FEB CTYL	74.10	74.65	74.65	74.49	75.50	73.55	75.02	73.50	77.00
NOV FDRS	82.82	83.17	83.11	83.17	83.20	82.50	82.80	81.30 NOV	84.50
DEC HOGS	46.97	47.52	46.83	46.23	49.10	46.80	49.05	.	.
FEB HOGS	46.05	46.42	45.94	45.83	47.00	45.15	46.80	45.00	48.00
FEB BELS	52.45	52.80	52.32	50.27	53.40	49.50	52.85	50.00	54.00

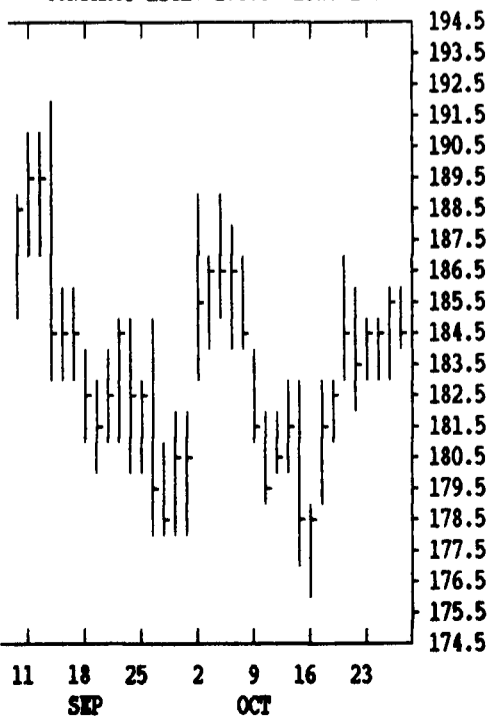
DTN GRAINS 22 JAN SOYBEANS

CONTRACT HIGH: 7.670 LOW: 5.510



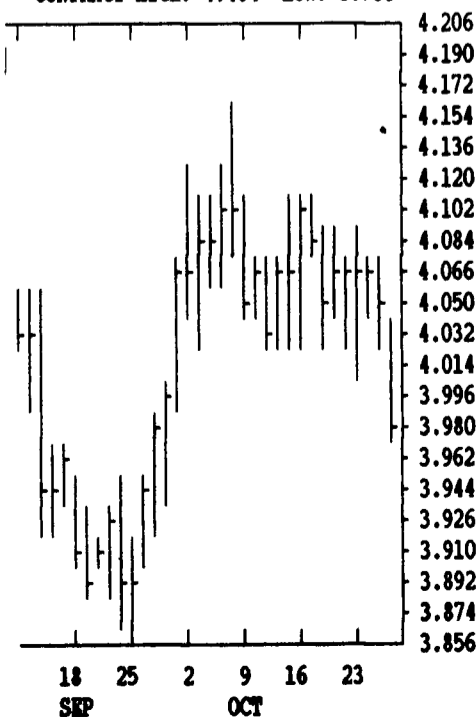
DTN LIVESTOCK 23 DEC SOY MEAL

CONTRACT HIGH: 270.0 LOW: 175.5



DTN GRAINS 18 DEC WHEAT

CONTRACT HIGH: 4.404 LOW: 3.780



CORN				CHICAGO WHEAT				K.C. WHEAT						
	HIGH	LOW	LAST	CHG		HIGH	LOW	LAST	CHG		HIGH	LOW	LAST	CHG
DEC	2454	2424	2446*	+24	DEC	4044	3980	3984*	-70	DEC	4004	3970	3972*	-32
MAR	2476	2450	2466*	+12	MAR	4042	4000	4002*	-40	MAR	3980	3936	3942*	-30
MAY	2510	2490	2506*	+12	MAY	3820	3760	3782*	-32	MAY	3804	3740	3750*	-50
JLY	2534	2512	2524*	+6	JLY	3506	3482	3484*	-16	JLY	3504	3450	3454*	-42
SEP	2444	2430	2442*	+14	SEP	3560	3530	3530*	-24	SEP	3520	3514	3520*	-40
DEC	2410	2396	2410*	+12	K.C. SORGHUM				MINN WHEAT					
MAR	2476	2476	2476*	+12	DEC	2210	2190	2210*	+20	DEC	3906	3872	3876*	-30
OATS					MAR	2254	2246	2254*	+4	MAR	3994	3970	3976*	-14
DEC	1464	1450	1456*	-2	MAY	2304	2290	2290*	0	MAY	3926	3910	3926*	+2
MAR	1572	1554	1564*	-2	JULY		2310*	0	JULY	3692	3690	3690*	-4	
MAY	1630	1620	1626*	+2	SEP				SEP	3574	3574	3574*	0	