

# Landmark Genetics Acquires Young Bull From Paramount

HUGHSON, CA — MR Paramount I ROYAL FLUSH-et, Reg. #2061019, a young Holstein bull bred by Paramount Holsteins I,

Scenery Hill, PA, has been selected for sampling in the young sire proving program of Landmark Genetics. His semen has just been

released for use in herds on official DHIA test throughout the United States. As a member of Landmark

Genetics' "GO" (Genetic Opportunity) program, ROYAL FLUSH is undergoing thorough testing. He has successfully passed his health tests and the goal now is to get a minimum of 50 daughters milking in 40 herds across the U.S. for a high repeatability on his first proof.

His Excellent, 2E Conductor dam has over 30,500M and over 1,100F. She is a tremendous dairy cow at over +8000 MCD for milk and +288 for fat. The next dam is an Excellent Elevation with over 23,700M and over 126,000 lifetime.

Larry Schirm, Regional Sire Analyst for the International, artificial breeding company, said, "We've selected this youngster because of his outstanding bloodlines."

Outstanding sires like Royalty, Conductor, Elevation and Bootmaker make this an exciting bull. Use ROYAL FLUSH for depth of rib, strength, teat placement, and foot angle.


ROYAL FLUSH is a Royalty son, the exciting protein sire of hard topped, silky hided cows with correct rump slope and outstanding feet. These deep ribbed cows also have strong ligaments and correct teat placement.

Semen from ROYAL FLUSH, according to Larry Schirm, will be available for sampling in the "GO" herd program for the next 60 to 90 days. For more information, contact Landmark Genetics, Telephone (209) 883-4001.

## MORTON BUILDINGS, INC.

SPRING

SPECIAL



### 1-42'x14'x60'

- 1 - 21'x14' Double End Door
- 1 - 22'6"x13' Double Side Door
- 1 - 3'x6'x8" Plain Aluminum Walk Door
- 4 - 3'x6'5" Sky-Lites
- 1'0" Overhead Sides (Vented) and Ends
- Full Length Vent-A-Ridge
- Plastisol Roof Steel
- Protective Wall Liner
- Gutters & Downspouts

### 1-54'x14'x90'

- 1 - 27'x14' Double End Door
- 1 - 22'6"x14' Double Side Door
- 1 - 3'x6'x8" Plain Aluminum Walk Door
- 6 - 3'x6'5" Sky-Lites
- 1'0" Overhead Sides (Vented) and Ends
- Full Length Vent-A-Ridge
- Plastisol Roof Steel
- Protective Wall Liner
- Gutters & Downspouts

#### SPRING PRICE:

**\$18,000**

Additional 15' Lengths  
\$2,800 Each

#### SPRING PRICE:

**\$27,875**

Additional 15' Lengths  
\$3,300 Each

Prices Subject To Change

#### DELIVERED AND ERECTED ON LEVEL JOB-SITE

Travel Expenses Will Be Added If Your Building Site Is More Than 40 Miles From The Sales Office  
Prices Subject To Change

3368 York Rd., Gettysburg, PA 17325  
Ph. 717/624-3331

Box 126 Phillipsburg, NJ 08865  
Ph. 201/454-7900

TOLL FREE: 1-800-447-7436


**TROY-BILT®  
POWER  
EQUIPMENT**

# SALE!


SAVE UP TO \$250  
On A

**TROY-BILT®  
Roto Tillers**


11  
Models  
To  
Choose  
From




Special Savings On Top-Quality Work Savers!



**SUPER TOMAHAWK®**  
Chipper/Shredder turns unsightly brush into free mulch and compost!




**TRAIL BLAZER®**  
Sickle Bar Mowers slash through brush, small saplings, brambles.



**SPEEDY HOE®**  
Tiller/Cultivator finishes tiring gardening chores faster, easier and better.




## Raven Tough Polyethylene Tanks



- SPRAYER TANKS - For New Or Replacement
- STATIONARY TANKS - For Liquid Fertilizer Storage

ALL SIZES AVAILABLE FROM 25 GAL. to 1600 GAL.

### HEAVY DUTY SPRAYERS BUILT STRONG TO PERFORM TOUGH



- 200, 300 & 500 Gal. Trailer Models
- 110, 150, 200 & 300 Gal. 3 Pt. Hitch Models

#### FEATURES AVAILABLE:

- 30' & 35' Boom Width
- 30' & 45' Hydraulic Folding Boom
- **Quick TeeJet®** No Drip Nozzles
- Independent Boom Suspension Eliminates All Boom Bouncing.

## PAUL B. ZIMMERMAN, INC.

295 Woodcorner Rd., Lititz, PA 17543  
1 Mile West of Ephrata  
(717) 738-1121

HOURS  
Mon., Thurs., Fri 7-8:30  
Tues., Wed. 7-5:30  
Sat 7-4:00

• HARDWARE • FARM SUPPLIES • CUSTOM MANUFACTURING • CRANE SERVICE



## HOLLINGER'S Lawn & Garden Equipment

LANCASTER  
Rte. 3, 5 Min. East Of Rte. 30  
626-2710

EPHRATA  
Rte 322, In Westgate Plaza  
738-1131

HERSHEY  
Choc. Ave., 5 Min. East of Hershey Plant  
533-4060

Financing Available