

Massey-Ferguson Expands Combine Line

DES MOINES, IA — Massey-Ferguson, the western world's largest tractor manufacturer, is introducing two new combines, the M-F 8450 and M-F 8460, for large-acreage farms in North America.

"These two new conventional combines are designed to be reliable and easy to operate," said Dale Brcka, product marketing manager for combines. "They are equipped with performance features to maximize harvesting efficiency in hard-to-thresh crops."

"Both combines are a proven design," added Brcka, "and parts and service is backed by Massey-Ferguson and its North American dealer organization."

The new M-F 8450 and M-F 8460 combines will be available for delivery in mid-summer. Both have the power and capacity required for large acreage harvesting; the cab is human engineered for operating comfort and visibility; and clean, top quality grain samples are the result of a matched system of threshing and separation.

The M-F 8450 and M-F 8460 combines feature diesel engines that provide lugging power when it's needed — reserve power for hilly fields, soft ground, or unloading on-the-go.

The M-F 8450 has a 346-cubic-inch diesel engine rated at 162 horsepower. The 669-cubic-inch diesel engine in the M-F 8460 delivers 221 horsepower. Cubic capacity and engine speed are synchronized, resulting in reliability, fuel economy and long engine life.

Both combines feature hydrostatic drive. The operator can vary ground speeds in any one of three transmission gears, as well as start, stop or reverse the combine without shifting. The hydrostatic drive saves time, increases efficiency, and is easy to operate.

The 150 bushel (M-F 8450) and 185 bushel (M-F 8460) grain tanks feature a fast, even filling central auger. Large diameter unloading augers empty the tank at rates up to two bushels a second.

Comfort engineered cab


Massey-Ferguson cabs feature the latest machine management systems for operator control in a comfortable, relaxing environment.

By making full use of advanced technology in these large capacity combines, the operator has harvesting functions as well as operational data under his control in a quiet, air-conditioned cab.

The wide-view cab with tinted safety glass gives an unobstructed view of the cutterbar. The comfortable seat can be adjusted to suit the size and weight of the driver. All controls and display instruments are within the operator's reach and field of vision.

A unique multi-function lever gives the operator full control over direction, ground speed, raising and lowering of the header and reel.

These Massey-Ferguson combines feature a cleaning system matched to a high performance threshing and separation system. Evenly distributed air and large sieve areas ensure top performance and clean crop samples.



M-F 8460 combine, one of the two new Massey-Ferguson conventional combines for large-acreage farms, have a cab is designed for operating comfort and visibility. In addition, a matched system of threshing and separation produces clean, top grain samples.

DIRECT HYDROSTATIC DRIVE
MODELS NOW AVAILABLE — NO
DRIVE CHAINS OR SPROCKETS



DIXIE CHOPPER


The World's Fastest Mower Outcuts All Others

- Designed and built to professional lawn care specifications.
- Models available with 42", 50" and 60" mowers, 16 to 24 HP engines
- Cut trimming time by up to 85%.
- Requires less space; easier, faster to load and transport.
- Zero turning radius and mowing speeds up to 6.5 mph let you cut more acres faster
- Full length sharpened blades and 200+ mph blade tip speed provides superior cutting
- Engineered for unmatched performance and ease of maintenance
- Simple, convenient operational controls and greater comfort
- New easy to operate rear Lawn Vac available for larger models.



ORDER YOUR VEGETABLE GROWING EQUIP. NOW BEFORE SPRING RUSH.


**BIG YIELDER MODEL 2500
RAISED BED PLASTIC
MULCH LAYER**



Not all mulch layers look and work the same, it's how the mulch is layed that really counts.

- Featuring
- Independent, spring loaded cover arms with 6 way disk hillers. No wrench needed for adjustment. Convenient cranks for more or less coverage.
 - Independent presswheels that "float" with angle adjustment, no wrench needed.
 - Fast reloading! Full open back of machine (no bars to step over). Machine will carry two 48" x 4000' rolls of plastic mulch.
 - Plastic mulch goes under "floating" roller (in back of machine) thus giving a tightly stretched mulch and pressed bed.
 - Beds are 4" to 6" high (depending on adjustment). Machine has adjustable row markers.
 - Insecticide applicator (optional) by "GANDY", is driven off roll of film plastic. Thus, application rates are uniform regardless of speed mulch layer is driven.
 - Drip irrigation attachment (optional) is adjustable side to side and up and down, will handle large or small drip line spools.

**ECONOMICAL MODEL 560
FLAT BED PLASTIC
MULCH LAYER**



When it comes to mulch laying, take a close up look at the Model 560. Mulch laying is prior to planting your baby plants, and is more than just rolling out your plastic mulch. Uniform beds and tightly layed plastic mulch is a must for a higher bottom line.

- Featuring
- Very uniform beds, the Model 560 eliminates pot holes in seed bed. Heavy 1/2" steel pan will press bed. Has furrow openers on bottom.
 - Independent spring loaded cover arms with convenient cranks for more or less coverage. For maximum control of coverage, this machine has scrapers instead of disk covers.
 - Fast reloading! Full open back of machine (no bars to step over).
 - Plastic mulch goes under "floating" roller for maximum tightness. Independent press wheels also "float" with angle adjustment, no wrench needed.
 - With minor adjustment, machine will lay 4' or 5' plastic. (Adaptor optional.) Carries two 4000' rolls of plastic mulch.
 - Insecticide applicator (optional) by "GANDY" is driven off roll of film plastic. Thus, application rates are uniform regardless of speed mulch layer is driven.

**WATER WHEEL
PLANT SETTER**



Featuring
Planter will plant through plastic mulch with constant depth control for the plants. Plants 1 or 2 rows on one bed. Simple operation, will water as you plant, has water flow control. Also, water off/on controlled by planters or tractor operator. Machine has four tray carrying racks, two are "self feeding" right to the planter seats.
Comes with category 2, 3-point hook up. Economically priced.

Full line of drip irrigation, plastic mulches, and supplies in stock.
We ship UPS same day orders are received.

Call or Write for Colored Literature
Manufactured by
**Zimmerman's
Produce**

John W. Zimmerman
R #1 Box 358, East Earl, PA 17519
Phone: (215) 445-6976

THINK 1989 BARN PAINTING Latest Developments \$750.00

- 1. PREPARATION** - High volume water blasting at 1,000 lb. pressure re-surfaces barn siding into a smooth (like new) appearance!
 - a Performed by professionals quickly at reasonable cost.
 - b By yourself with your own or rented equipment.
 - c Or other more conventional methods.
- 2. APPLICATION** - To insure better adherence to this super prepared surface, use the best fine bristle brush in four directions to evenly distribute the recommended rail thickness of seal coat coverage.
- 3. SPECIALIZATION** - Every barn is different but generally it's best to use a high quality mildew resistant product, specially formulated to meet the requirements of this partially weathered wood that was and will be weather stressed.

Aerial & Latest Equip. Estimates Evaluations PHARES S. HURST
RD 1 - Box 503
Narvon, PA 17555
215-445-6186

BRUNING PAINT