
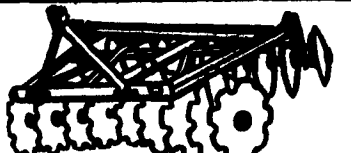


169⁹⁹
16812-100



GAS POWERED CENTRIFUGAL PUMP

- Self-priming pump
- 140 gpm @ 30 psi. 2" NPT inlet & discharge
- Lightweight & portable
- 5 HP Centrifugal Pump 18972-100
- Reg. 259.99 **NOW 214.99**



6' TANDEM DISC HARROW
CATEGORY 1


For 3-point lift arm spacing at 26". Entire frame manufactured from structural strength angle, allowing smooth, rigid penetration. Tandem gangs are adjustable. Standard equipment included fine notched 18" blades on each front gang and five plain 18" blades on each rear gang.
1520-083

439⁹⁹



DOG KENNEL
72" high, 1 1/4" O.D. Galvanized Tubular Frame, two clamps and corner caps furnished with each panel.

6 X 6 Complete w/Door **199⁹⁹**
6 X 12 Complete w/Door **229⁹⁹**



ECONOMY WELDED FENCE

Galvanized before welding. 2"x3" mesh. 16 gauge wire. Two sizes:

36"x50' Roll **22⁹⁹**
707-033
48"x50' Roll **29⁹⁹**
707-106

No 132301

(Gilbert & Bennett #4027)

YARD-GARD WELDED FENCE


Green vinyl coating over galvanized wire, rustproof, won't peel or chip. For backyard and dividing line fence, garden border, outdoor play area, enclosure for swimming pools and other uses. 14 gauge 2"x2 1/2" mesh

Sizes: 36"x50' **44.99**
48"x50' **44.99**
718423 **718432**



209⁹⁵


14" ONE BOTTOM PLOW



297⁰⁰

WORK SAVER BRAND 3 POINT HITCH POST HOLE DIGGERS LESS AUGER

NO POST HOLE DIGGER - LESS AUGER
20447-157 **487.00**



LIVESTOCK PANELS

HOG PANEL 13⁹⁹
34"x16"/24891-282

CATTLE PANEL 16⁹⁹
52"x18"/24895-282

- No sagging or stretching
- No bracing required

2x4 14 GA. WIRE

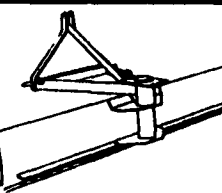
50' 2x4x36 - 14 ga. **21⁹⁹**
50' 2x4x48 - 14 ga. **28⁹⁹**
50' 2x4x60 - 14 ga. **35⁹⁹**
50' 2x4x72 - 14 ga. **42⁹⁹**
100' 2x4x36 - 14 ga. **28⁹⁹**
100' 2x4x48 - 14 ga. **41⁹⁹**
100' 2x4x60 - 14 ga. **51⁹⁹**
100' 2x4x72 - 14 ga. **62⁹⁹**

No. 272010
(Gilbert & Bennett #4027)

RABBIT GARD WELDED WIRE FENCE

Designed to protect your garden from rabbits and other small predators. Bottom 16" of the fencing has 12-1" plus 2-2" horizontal spacings. The balance is 4"x4" mesh. Small mesh may be placed at ground level or buried for protection against burrowing animals.

28"x50' **17⁹⁹**
702-958
40"H x 50' **21⁹⁹**
703-649



THREE POINT TRACTOR BLADES


6' 35 HP Rating Cat. 1
20229-157/Reg. 199.99 **179⁹⁹**

7' 35 HP Rating Cat. 1
20225-127/Reg. 219.99 **199⁹⁹**

209⁹⁹

CEMENT MIXER

Has large 3 1/2 cubic ft. drum capacity. 1/3 HP all ball-bearing motor and drive system. Mixer has cast iron drum base w/steel walls. Drum locks into place while mixing. Multi-position handle. Cart is made w/heavy duty angle iron. Wheels for ease of handling. UL Approved
Wt. 190 lbs. 27917-308

12 1/2 GAUGE WIRE
100' Roll

2X4X36 **41⁹⁹**
2X4X48 **52⁹⁹**
2X4X60 **62⁹⁹**
2X4X72 **74⁹⁹**

No. 182118
(Gilbert & Bennett #4027)

DIAMOND GARD WELDED FENCE

Welded diamond design. Vinyl coated over galvanized steel. Light enough for easy installation by homeowner, yet rigid and strong 2-2 1/2" x 2-2 1/2" mesh with 14 gauge base wire. Color: Green. In 36" x 50' and 48" x 50' rolls.

36"x50' **41⁹⁹**
707759
48"x50' **53⁹⁹**
707740

No. 186018
(Gilbert & Bennett #4027)

DIAMOND-GARD WELDED FENCE

Welded diamond design. Strong and rigid steel in a galvanized before finish. 2-2 1/2" x 2-2 1/2" mesh with 14 gauge base wire in 36"x50' and 48"x50' rolls

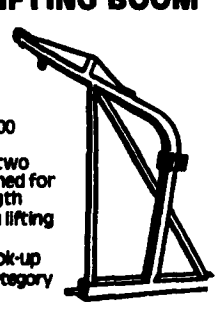
36"x50' **25⁹⁹**
707-732
48"x50' **33⁹⁹**
707-724

49⁹⁹

3 POINT LIFTING BOOM

Reg. 54.99/SAVE 5.00
13038-279


- Constructed of two inch pipe & designed for maximum strength
- 1000 lb maximum lifting capacity
- Fast and easy hook-up
- Equipped with category 1 pins



389⁹⁹

5.5 CU.FT. CEMENT MIXER

Large 5.5 cu.ft. drum capacity 1/4 HP ball bearing motor. Mixer has cast iron drum base with steel walls. Drum has 9 locking positions. Heavy duty angle iron floor frame. UL approved.
Wt. 297 lbs. 28020-28020-308




FIELD FENCE

9-39-6-11 **94⁹⁹**
(24878-282)

9-39-6-12 1/2 **74⁹⁹**
(24706-282)

10-47-6-11 **103⁹⁹**
(24881-282)


10-47-6-12 1/2 **79⁹⁹**
(24707-282)



5 PANEL STEEL GATES

48" high gates with 22 gauge galvanized steel panels. Gates are 4" shorter than listed to compensate for hinges. Screw hooks and hinges included.

10' Gate 17688-253 **40⁹⁹**
12' Gate 17687-253 **44⁹⁹**
14' Gate 17676-253 **51⁹⁹**
16' Gate 17677-253 **54⁹⁹**




HEAT TREATED PLAIN DISC BLADE

18" 11 ga. **6.99**
18" 9 ga. **7.99**
20" 9 ga. **8.79**
20" 7 ga. **9.49**
22" 7 ga. **14.99**
24" 7 ga. **23.99**

109⁹⁹

3 POINT LIFT


Use as a platform lift for transporting supplies or heavy objects. Use as a platform or scaffold for pruning or painting. Made of high carbon steel. Holes provided for adding 2"x8" plank platform. Fits all tractors equipped w/category 1 three point hitch. Complete w/lower link pins. Wt. 95 lbs.
12257-133



119

PLASTIC GATE HANDLES (503)


Hi-impact styrene insures long and trouble-free life. Three extra large flanges at each end protects against shock. All metal parts plated. Heavy stamped metal hook. 10's
19104-150

21⁹⁹
25181-282

BARB WIRE

- 15 1/2 gauge, high tensile with class III zinc coating
- 2-strand 4 pt. wire. 5" spacing
- 80 rods



7 BAR TUBE GATE


1 1/4" 7 Bar Round Tube Gate

8' Gate 17924-253 **44⁹⁹**
10' Gate 17924-253 **49⁹⁹**
12' Gate 17931-253 **52⁹⁹**
14' Gate 17949-253 **58⁹⁹**
16' Gate 17956-253 **62⁹⁹**

AUXILIARY FUEL TANKS

PORTABLE FUEL TANK
219⁹⁹

Heavy duty construction. Reinforced standard 2" bung fittings, tie-down clips, lifting hooks and full center baffle. 110 gallon capacity. 48 1/2" L x 25 1/2" W x 24 1/2" H 22086-176



6 FT. BOX BLADE


Use for grading, back filling, leveling ect. Two grade blades, one front and one back. 5 - 3 position scarifier shanks. Welded steel construction. Replaceable 1/2"x6" reversible cutting edges.
Wt. 550 lbs. 20317-157

319⁹⁹

179

RUBBER GATE HANDLES (1247)

Rubber handle lined with rigid non-conductive, vinyl tubing. Provides firmness and double protection against electric shock. 10's.
19125-150

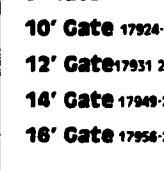



21⁹⁹
25181-282

GALVANIZED STEEL WIRE

Smooth galvanized steel wire for use with electric fence chargers.

17 ga. 1/4 ml. **8⁹⁹**
19102-150
17 ga. 1/2 ml. **15⁹⁹**
19111-150
14 ga. 1/4 ml. **15⁹⁹**
19112-150



(44) BATTERY FENCER

This solid state fencer uses either a 6 or 12 volt battery. Automotive wet cell or dry cell. The case will withstand damage by weather and the elements. H5 1/2" x W9 1/4" x D4 1/4" Wt 3 lbs 18195-113

53⁹⁹

(66) ECONOMY FENCER

Shocks through wet weeds on contact. Capable of charging 10 miles of properly installed fence. Shocks through wet weeds on contact. Operates on 100 volt power. H5 1/2" x W9 1/4" x D4 1/4" Wt 3 lbs 18188-113

52⁹⁹

249⁹⁹

L-SHAPED TANK
179⁹⁹
22816-176

To Fit Under Pickup Tool Boxes
Fits Most Standard Size Pickups


Perfect for fuel transfer or extra capacity. 14 ga. steel, welded baffle panels; white baked enamel finish. Standard type A filler neck, 3/4" bottom drain, single compartment, 110 gal. capacity.
89 1/2" L x 31" W x 24" H vertical legs 22000-113



6 FT. LANDSCAPE RAKE

Removes stones, debris, spreads top soil, pulverizes and mulches. Structural steel frame. 5 positions forward. 1/4"x1/4"x27" heat-treated alloy steel teeth. Gauge wheels.
Wt. 320 lbs. 20363-157

419⁹⁹



69⁹⁹
17985-113

MODULE FENCER

- Operates on 110 AC current

18⁹⁹
17984-113

COMPACT ECONOMY FENCER

- Continuous charge
- 110 volt AC



(77) WEED CHOPPER

Fencer cuts through weeds on contact. Capable of charging 5 miles of properly installed fence. Operates on 110 volts. H5 1/2" x W9 1/4" x D4 1/4" Wt 3 1/2 lbs 18208-113

58⁹⁹

(88) SUPER POWERED FENCER

This solid state fencer is capable of charging 20 miles of properly installed fence. Shocks through wet weeds on contact. Operates on 100 volt power. H5 1/2" x W9 1/4" x D4 1/4" Wt 3 lbs 18171-113

62⁹⁹

INSULATORS

Western (17889-130) **3.29**
Plastic w/Nail (17879-130) **1.79**
T-Post (17882-130) **2.49**
Poly (17878-130) **1.49**
Nail Type (18005-130) **2.29**
Poly w/nails (17880-130) **4.49**
Extended for T-Post (17931-130) **3.29**
Extended for Wood Posts (18037-130) **2.49**

335⁹⁹
Reg. 359.99/SAVE 24.00
24879-221

BALTIMATIC SPREADER


- Link pins positioned for easy mounting.
- Extra heavy duty gearbox with lubrication ability.
- 6 adjustable distribution wings for perfect fertilizer distribution
- 26 quantity gate positions
- Spreading pattern can be set to any angle



2⁹⁹
24877-282

STEEL "T" POST


- Includes five clips for attaching fence to post



69⁹⁹
17895-130

STEEL ROD ELECTRIC FENCE POSTS

- 48" long
- Made of 11/32" steel



Nos. 163260 & 163272
(Gilbert & Bennett #4027)

HEAVY-DUTY FENCE POST

13 Gauge steel, 2" W and 1/4" D. 3" x 5" swagged anchor plate. Clips and 3/16" holes alternated. 6" spacing between clips and 6" spacing between holes. Rustproof green finish.

No. 163260 60" **2.99**
No. 163272 72" **3.09**

No. 165248 - 165272
(Gilbert & Bennett #4027)

LIGHT-DUTY FENCE POST

14 gauge rugged steel, 1-1/8" W and 5/8" D. 3" x 3-3/4" swagged anchor plate. 3/16" hole at top with clips every 6". Rustproof green finish.

No. 165248 48" **2.99**
No. 165260 60" (712-438) **3.09**
No. 165272 72" (712-465) **3.09**