

JD A Tricycle
Farmall Super MTA
Farmall 450 Dsl.
Ford 600
Ford 860
Ford 881 Dsl. SOS
Ford 4500 TLB w/ROPS
Ford 5000 Dsl. SOS, Tricycle
Ford 5000 Dsl. SOS, WF
Ford 6610 Excellent
Ford 8600 w/Cab Optional Loader
Case 1394 w/Cab, 177 Hrs.
Ford CL40
NH 450 Sickle Bar
NH 455 Dsl.
NH L775 Gas
NH 848 Round Baler, Excel.
Ford 340B TL repo
Ford 4000 Gas SOS TLB
Ford 4500 Dsl. Cab TLB
(3) Ford 555 Cab, TLB
NH 513 Spreader
JD FBB Dhill
JD 24T Baler w/Kicker
NH 316 Baler w/70 Hyd. Thrower
NH 469 Haybines
NH 488 Haybine
(1) NH 489 Haybine
Kuhn GA300GT Rake
NH 892 Harvester w/880 N2 Head
Ford 138 Soil Keeper
Ford 151, 3-16" Auto Reset Plow
Hefty Bale Body, 18' w/8T Gear
Ford 642, 4WD Combine, Choice of Head
NH 352 Grinder Mixer
Shaver HD12 Post Driver
Ford 7000 WF
Ford 4000 Gas, 8-Spd.
Ford 900 Gas, WF
Ford 530 Baler w/Thrower
Ford 532 Baler w/Shoot
Kuhn 17 Ft. Hay Tedder
NI 12A Manure Spreader



NEW SPECIALS:
Brillion 12' Flail Shredder \$5800



15 NEW FORD 1000 SERIES TRACTORS IN STOCK
2 WD, 4WD, Ag Tires, Turf Tires, Loaders and Other Attachments Available.

We Ship Parts UPS Daily
CHARLES S. SNYDER INC.
RD3 Tamaqua, PA 18252
Phone: 717-386-5945

KELLER'S FARM MACHINERY

116 Richlandtown Pike
Quakertown, Pa. 18951
215-536-4046

NEW TRACTORS

Ford 3910 II, 8 Speed
Ford 1710 4WD, PS, LPTO Syn-cro. trans. w/LDR
Ford 1710 PS, LPTO, 2WD
Ford 1210 4WD, Ag Tires
Ford 1210 2WD, Turf Tires
Ford 1110 Hydro w/Woods 48" Belly Mower

USED TRACTORS

Ford 7710 Cab, Air, Heat
Ford 7700 Cab, Air, Heat
Ford 6600 4WD, 2000 Hrs.
Ford 5600 4WD Dual Power w/QT Loader
Ford 555B 4WD Loader, Hoe
Ford 535 Loader, Hoe
Ford 4610, Like New
Ford 515 Gas, Ind. Loader
Ford 5000 Diesel, PS, 8 Speed
Ford 4600 Diesel, 38" Tires
Ford 445 Diesel, Ind. Loader
Ford 4000 SU Diesel, w/Loader
Ford 4000 Diesel, PS, 8 Speed
Ford 3910 II, 4WD w/Ford 776F QT Loader
Ford 3910 8 Speed 200 Hrs.
Ford 3910 II w/Factory Cab
Ford 3600 Diesel, 8 Speed, PS
Ford 3550, w/LDR, Cab
Ford 3400 Diesel, Ind. Loader
Ford 3400 Diesel, Loader, Hoe
Ford 3000 Gas, w/Front Blade
Ford 3000 Diesel, 8 Speed
Ford 335 Gas, PS
Ford 2810 LCG, 700 Hrs.
Ford 2110 LCG, Gas, PS
Ford 2110 2WD, 500 Hrs.
Ford 2000 Ind. Loader, Hoe
Ford 1910 4WD, 1000 Hrs.
Ford 1900 w/Ford Loader
Ford 1710 4WD, Loader, Hoe
Ford 1600 w/Ford Loader
Ford 1310 4WD, Ag Tires
Ford 1300 w/Woods Belly Mower
(3) Ford 8N
(3) Ford 9N
Ford 800 w/Side Mower
JD 1020 Gas w/JD Loader
JD 2010 Gas, PS, NFE
IH 574 w/QT Loader
IH 154 w/Mower
MF 30B Diesel, Loader, Hoe
MF 2200 Gas, Ind. Loader
MF 150 Gas, 8 Speed
AC 5020 Diesel
AC 160 Diesel, PS
Kubota L245 4WD, PS
Oliver 1250, PS

Lockwood Mark-Aire Potato Harvester
500 Hours
717-235-3208

1978 FMC air blast sprayer, model 40-RC, mounted on 1978 Ford LN600 truck. Asking \$7,000 for complete unit.
Forry's Ag Service
Lancaster, PA
717-397-0035

NOW IS THE TIME TO GET READY FOR SPRING!

SEE BINKLEY & HURST BROS. INC.

NOW! IF YOU LIKE FAST, SAFE, HARVESTING!

They Do Work With Ear Corn
They Do Work With Forage
They Do Work With Vegetables

NOTE!


No Need To Unhitch; Rehitch This Dump Wagon When Chopping With A

RICHARDTON...

THINK ABOUT THIS!

The Safety Of Using Trucks On Our Crowded Highways Today Is Much Better Than Swinging Tractor & Wagon Setups

Not Only Does RICHARDTON Handle Forage Crops, But They Have Models Available For Specialty Crops Such As Vegetables, Etc.



FORAGE
HAYLAGE
CHAFF
STRAW
TOMATOES
CUCUMBERS
SWEET CORN
SEED CORN
EAR CORN
PEAS
BEANS
CARROTS
SUGAR BEETS
GRAIN

COMPARE THESE FEATURES AND OPTIONS


Simple hydraulics allows one valve to operate the lift and stabilizer cylinders. Center plumbing means less hose length and easier coupling.
The basic box is heavy duty steel welded seams and reinforced for even more strength.
Standard offset hitch adjusts in 5 inch steps to lengths from 6' 3" to 7' 11". To allow for different row crop spacings you can offset either right or left 5' 7", 10" or 12 1/2 inches.
Rub rails offer more protection to vehicles when approaching during dumping cycle and when departing.
Stabilizer cylinders hydraulically lock on to axle to hold wagon rigid during dump cycle.
Galvanized roof features vent insert for straight through air flow.



The model 700 dump wagon is designed for years of trouble free service. The hydraulic system with a cable assist is designed to unload large loads of up to 20,000 lbs. quickly and efficiently even if the load is not distributed evenly.

Make your operation safer • Use year round
• Variety of crops • All field conditions
• Operate in wet and muddy

When Your Truck Reaches The Blower, Just Back Into Your RICHARDTON Conveyor Box, Dump Your Load And Race Away For The Next!



TRACTORS


'81 MF 230 diesel
'85 JD 2550
Ford 4000
'78 JD 4440, 3,000 hrs., cab, quad range, 20.8x38 tires
JD 4430, cab & air, quad range, 4,000 hrs., 18.4x38 tires

COMBINES

1977 MF 750, hydrostatic drive, 44 corn head, 15' cutter bar
1983 JD 8820 w/4WD, 2,600 hrs. w/224 flex cutter bar
1979 JD 7720 w/4WD, 2,200 hrs. w/218 flex cutter bar

MISCELLANEOUS

IH #60 flail mower, 14'
JD 35 harvester w/2 RW head
JD RG 4 row cultivator, (4 row wide)
JD F145 5-16 semi plow
JD 7000 4 row wide, no till, dry fert., insecticide, monitor
JD 7000 4 row wide, no till, liquid fert., insecticide, monitor
JD 7000 6-30 dry fert., insecticide, monitor
Brillion 16' crow-foot packer w/transport
JD FBC 21x7 grain drill w/depth bands



JD 7000 8-30 dry fert., insecticide, monitor
Glenco 10' chisel plow, 3 pt.

USED ONE SEASON EXCELLENT CONDITION

1987 JD 6620 Titan II, 2 WD, 218 hrs., hydrostatic, loaded w/216 flex cutter bar

Waiver Of Interest Till Sept. '89

Demo Tillage Unit

JD 722 Mulch Finisher, 24' 8"\$12,500

W.N COOPER & SON, INC.
Morgneq Rd. Rt. 291
Chestertown MD
301-778-3464



BINKLEY & HURST BROS. INC.

SALES PARTS SERVICE

AFTER 5 PM: EMERGENCY PARTS DEPT. (717) 626-0885 (717) 933-4753 (717) 273-5673

133 Rothsville Station Rd
Lititz, PA 17543
Located 1/2 Mile North of Rothsville
(717) 626-4705

Mon-Fri 8 AM - 5 PM
Sat 8 AM - 11:30 AM
Sun Closed - Lord's Day

RICHARDTON