



Model TS-251U 10" Miter Saw

Features:

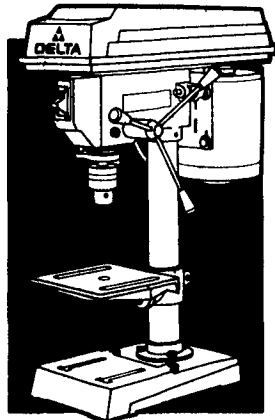
- Rugged Heavy-Duty Construction for Durability and Long Life
- Die Cast Calibrated Miter Scale
- Miter Cuts up to 45° Right or Left
- Slotted Metal Cutting Table, Turns with the Blade for Accurate Cuts
- Positive Stops at 90°, 22½° and 45° Left or Right
- Electric Brake Stops Blade in Seconds
- Sawdust Ejection System Throws Sawdust Away from Operator
- 10" Combination Blade, Dust Guide and Blade Wrench Included



FREE TS-251U With Accessory Kit (#622430A)



Delta 8" Bench Drill Press




**SAVE \$41.00
NOW \$119.00**

- Made with the quality professionals have relied on for over 50 years
- 5 spindle speeds with recommended speed usage chart
- Tilting table with side ledges and slots
- ½ HP single phase induction motor
- Adjustable, position-locking depth stop
- Convenient 3-spoke pilot wheel
- Two-year warranty

FREE 10" - 60 TOOTH CARBIDE BLADE

**SAVE \$120.00
NOW \$179.99**

step up to



½" ANGLE DRILL, REVERSIBLE MODEL 6300LR
 • gets in and out of tight spots easily
 • high speed (800 RPM) for drilling small holes, or low speed (350 RPM) for large holes requiring greater torque
 • ball and needle bearing construction • heavy duty industrial drill chuck • double insulated

**SAVE \$100.00
NOW \$218.00**

Clean, accurate bevel cuts

Also cuts non-ferrous metals and plastics.

Precise cutting of 2x10 at 90° and 2x6 at 45°



Compound cuts of crown molding in a single pass.

Exceptional cutting width due to the telescoping arm.



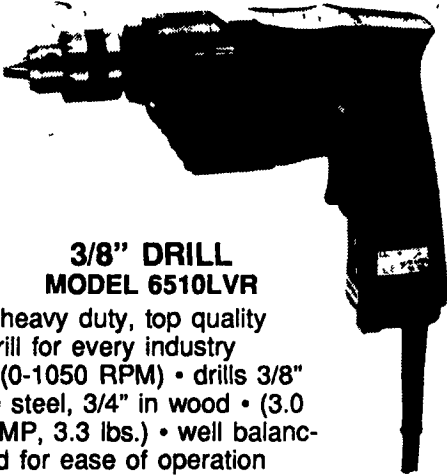
**SAVE \$100.00
NOW \$439.00**

FREE UPS SHIPPING FOR YOUR CONVENIENCE
 WE SELL PULLEYS, V-BELTS, SPROCKETS & CHAIN. AND WE ARE OPEN THURS. EVENINGS TIL 8:00 PM

BLUE BALL MACHINE CO., INC.
 DISTRIBUTORS OF SUPPLIES & MACHINES FOR METAL & WOODWORKING INDUSTRIES
 RTE 322 EAST PO BOX 369
 BLUE BALL, PA 17506

STORE HOURS:
 MON., TUES., WED., FRI. 7:30-5:00
 THURS. -7:30-8:00
 SAT. -8:00-12:00

step up to




3/8" DRILL MODEL 6510LVR

- heavy duty, top quality drill for every industry
- (0-1050 RPM) • drills 3/8" in steel, 3/4" in wood • (3.0 AMP, 3.3 lbs.) • well balanced for ease of operation
- double reduction gearing transmits power efficiently and effectively • ball bearing construction for long tool life • heavy duty industrial drill chuck • double insulated


**SAVE \$51.00
NOW \$99.00**

MITRE SAW JET JMS-10 MITRE SAW



**SAVE \$73.00
NOW \$195.00**

step up to



¾", 2-SPEED HAMMER DRILL, VAR. SPEED, REV. MODEL HP2010N

- two tools in one; quick action disengagement of drilling with or without hammering • two gear ranges, high or low torque with variable speed in either range • 6 AMP motor • drills up to ¾" in concrete, 1½" in wood and ½" in steel
- double insulated

**• SAVE \$91.00
NOW \$159.00**

CALL US FOR USED MACHINERY BOTH WOODWORKING & METALWORKING

SALE ENDS JANUARY 31st