

**KELLER'S FARM MACHINERY**

116 Richlandtown Pike  
Quakertown, Pa. 18951  
215-536-4046



Let the spirit of brotherly love embrace you & yours.

**USED TRACTORS**

- |                        |                       |
|------------------------|-----------------------|
| Case IH 1594, 200 Hrs. | JD 1020 w/Loader      |
| Ford 7710, C.A.        | JD 2010 GNFE          |
| Ford 7700 w/Cab        | JD 1020 D             |
| Ford 6600, 4WD         | JD MT                 |
| Ford 5610 w/Ldr.       | IH 574 w/Loader       |
| Ford 3910              | IH 154 w/Mower        |
| Ford 3600              | MF 30B LBH            |
| Ford 3400              | Ford 5600 4WD, Loader |
| w/Loader               | Ford 420 w/loader     |
| Ford 2600 G            | Ford 4000 w/Loader    |
| Ford 2000 LBH          | Ford 2810 600 hrs.    |
| Ford 1910 4WD          | Ford 2110 500 hrs.    |
| Ford 1900 w/Ldr.       | Ford 535 LBH          |
| Ford 1310 4WD          | Ford 1600 w/Loader    |
| Ford 1300 w/Ldr.       | Kubota L245 4x4       |
| Ford 4600 Dsl.         | DB 1200               |
| Ford 1300              | MF 1130               |
| w/Mower                | AC 5020               |
| Ford 801, P.S.         | AC 160 D              |
| Ford 555B LBH          | JD 3300 Combine       |
| Ford 445 w/Loader      | NI 323 Picker         |
| Ford 4000 D PS         |                       |
| Ford 3910 4x4 w/Ldr.   |                       |



**NEW TRACTORS CASE-IH**

- 235 hydro 2WD
- 245 4WD turf tires w/ loader
- 585 4WD, (special price)

**USED TRACTORS**

- IH 424 G
- Farmall Cub w/New Woods 60" Mower & Snow Plow
- Farmall Cub w/22 Mower
- Farmall Cub Loboy w/ Mower & 54" Blade
- Used Scout 1979 Low Mileage, Auto 345 Plus Air

**NEW EQUIPMENT CASE-IH**


- 2200 Loader for 385-485 Tractor
- 2250 Ldr. w/72" Bucket
- 7 QA Ldr. for 200 Series Tractor
- 10 QA Ldr. for 200 Series Tractor

**NEW OTHER EQUIPMENT**


- Woods 750 Backhoe w/18" Bucket
- Woods RM500 Rear Mtd. Mower
- Woods RM600 Rear Mtd. Mower
- Woods M54, 5' Rear Mtd. Mower, Special Price

**LAMB'S FARM MACHINERY**  
Thorndale, PA  
Phone 215-269-2676

**Year End Clearance Sale**



IH 656 Diesel, No TA,  
3 Point Hitch  
**\$3,900**



Deutz DX 140, 3041 Hrs.,  
4-Wheel Drive, Powermatic  
**\$8,800**

**DEUTZ:**

- DX 160, 4x4 **\$6,000- Mechanic Special**
- DX 140, 4x4 **\$8,800**
- DX 90 **\$6,500**

**WHITE:**

2-150 **\$4,900**

**OLIVER:**

1655 **\$4,200**

**JD:**

4240 **\$16,500**

**IH:**

- 84 hydro, loader **\$ 9,500**
- 184 hydro, cab & air **\$10,500**

**MF:**

- 2675, 24 spd., cab, air **\$ 9,750**
- 2675, 24 spd., 4 post **\$ 7,500**
- 2745, 8 spd., duals, cab & air **\$ 7,500**
- 3545, 4x4 **\$22,250**
- 285 **\$ 7,900**
- 285 **\$ 6,500**
- 275 **\$ 5,900**
- 275 **\$ 6,200**

**FOR SALE**

- |  |  |                         |
|--|--|-------------------------|
| MF 1143 corn head                        | MF 540 combine   | IH 10 tooth chisel plow |
| MF 43 corn head                          | MF 540 combine, 480 hrs., w/flex head & 1143 corn head | IH 830 forage harvester |
| JD AW disc                               | Oliver 3 btm. plow                                     | IH 720 forage harvester |
| Plow down attachment for liquid spreader |  | NH pickup head          |

**L & M BURKHOLDER**  
Ephrata, PA  
717-859-2960 717-859-2712

**USED EQUIPMENT**

- JD 4000 856
- 560 Dsl. WFE
- 826 D Cab Turbo
- 684 D RC w/2250 Loader
- 656 G 3 pt.
- 544 Dsl, Hydro
- (2) IH 154 LoBoy w/ mowers
- BN Tractor
- IH 606 D 3 Pt.
- F300 Gas
- Farmall Cub w/Belly Mower
- Allis B w/Woods Belly Mower
- Farmall Super MTA
- Farmall C
- Farmall M
- IH 370 Disk 12'
- JD 13' Disc
- Brillion 3 PT 7 Tooth Chisel
- 10' AC Chisel
- 16' Field Cultivator
- PTO Hydraulic Roll Mill
- Used Cadets 10HP to 20HP
- Rhino Bush Hog 7'
- NI 323 Corn Picker

**NEW EQUIPMENT**

- Amco Disk 10 1/2'
- Woods Mowers
- Cub Cadets & Access.
- Westfield Auger 8"x51'
- 2 pt. & 3 pt. Conversion Kits
- 8 ton & 10 ton Demco Wagons
- Demco 500 gal. Sprayer
- Workaver 12" Post-hole Digger
- Hay Tedders
- 3 Pt. Grader Blades
- Cam Sprayers
- Cement Mixer, 3 Pt.
- Honda Engines



SMITH FARM EQUIPMENT

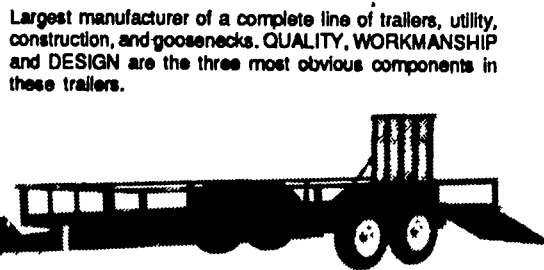
Newport, Pa.  
Perry County  
717-567-3562 or  
717-567-6566

**SEE US AT THE FARM SHOW**

INTERNATIONAL TRAILER CORPORATION



**UTILITY (TILT MODEL)** - Fabricated from the highest quality steel and component parts. These trailers standard features include, 15" White Spoked Wheels, New tires, 2" coupler, and safety chains.  
AVAILABLE SIZES: LENGTH: 8 to 12 feet WIDTH: 60 to 76 inches  
GVW: 3,500 lbs.



**UTILITY** - Fabricated with rectangular tubing and angle, these trailers are available in most sizes to meet all your hauling requirements.  
AVAILABLE SIZES: LENGTH: 12 to 20 feet  
WIDTH: 76 to 81 inches  
GVW: 7000-12,000 lbs. TIRES: 700-15 LT



**UTILITY (FLAT BED)** - Fabricated from 5"x3" angle, with heavy duty wrap-around tongue. 2-5/16" coupler, and self storing 80" long ramps.  
AVAILABLE SIZES: LENGTH: 14 to 13 feet  
WIDTH: 76 to 81 inches  
GVW: 8000 lbs. TIRES: 700-15 LT

**NEW 3 PT. FARM EQUIP.**

- 1 & 2 Bottom Plows
- Discs 4' - 8'
- Blades 5'-8'
- Box Blades 4'-8'
- Stone Rakes 4'-8'
- Post Hole Diggers
- 1 Row Cultivators
- Dirt Scoops
- Boom Poles
- Rear Carriers
- Wood Saws
- Fertilizer Spreaders
- Concrete Mixers
- Field Cultivators
- Potato Plows
- Hay Rakes & Tedders
- Rotary Mowers 3'-7'
- 4'-6' Finish Mowers
- Bale Carriers
- Sickle Mowers
- Rototillers
- Log Splitters
- PTO Winch
- Truck Beds - 7' to 12'

Over 150 Trailers  
In Stock  
Starting At \$495.00

50 Different Models Available  
DEALERS WANTED



**CONSTRUCTION (LOW DECK)** - Fabricated from 6"x3 1/2" angle, 3" channel crossmembers, 5" channel heavy duty wrap-around tongue with four position adjustable hitch, diamond plate fenders, and 56" long attached ramps.

AVAILABLE IN DROP-AXLE  
AVAILABLE SIZES: 6'4" WIDE x 16' LONG & 81" WIDE x 18' LONG  
GVW: 8000-12,000 lbs. TIRES: 750-18



**GOOSENECK TRAILERS** - Gooseneck feature is available on Flat Bed Deck-Over Models and on Utility Models with tubular side rails. All models have adjustable top crank couplers welded to heavy duty 8" channel frames. Top decks are standard on Deck-Over Models.

AVAILABLE SIZES: LENGTH: 18 to 28 feet  
WIDTH: 76 to 96 inches  
GVW: 12,000-18,000 lbs. TIRES: 750-16 LT



**CONSTRUCTION (DECK-OVER)** - Fabricated with 8" channel main frame, with 4" and 5" channel crossmembers. All sizes have 4-foot dovetail and heavy duty 56" long attached ramps, four position pintle hook, stake pockets, rubrail and drop-leg jack.

AVAILABLE SIZES: LENGTH: 18 to 24 feet WIDTH: 8 feet  
GVW: 12,000-20,000 lbs.  
Eight (8) lug brake axles with 750-16 tires.

**KUTZ FARM EQUIPMENT**

Distributor For International

Machinery Corp.

Pine Grove, PA

(717) 345-4882

Financing Available

SEE OUR OUTSIDE EXHIBIT NEAR LARGE ARENA

VISIT US AT OUR INSIDE BOOTH N14