

KRAUSE TILLAGE

INNOVATORS INVENTED

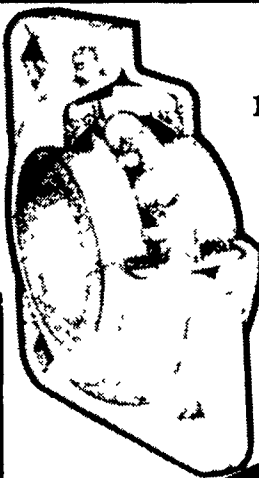
THE ROCKFLEX DISC

TO BRING PLEASURE TO FARMERS

**ALL KRAUSE DISCS
SOLD BY HOOBERS
HAVE THE 8 FEATURES
SHOWN AT RIGHT**

**SO THE FARMER
ENJOYS THE 6
PLEASURES SHOWN
BELOW**

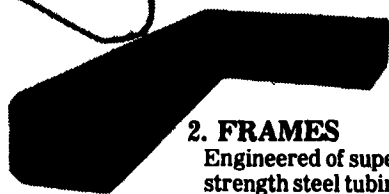

- 1...Rugged, dependable performance.
- 2...Excellent penetration in tough conditions.
- 3...Level job every time.
- 4...Higher resale value when it's time to trade or sell.
- 5...More timely planting.
- 6...More time with the wife.




1. "SUPERSEAL" BEARINGS
Engineered to assure positive greasing directly into the cartridge. The triple lip seals keep grease in, dirt and moisture out.

5. OVERLAPPING FRONT DISC GANGS

A unique Krause design for smoother, more uniform field finish. It eliminates the center strip of untilled ground left by conventional tandem discs.



2. FRAMES
Engineered of super strength steel tubing with cross braces and gussets at major stress points.



6. "ROCKFLEX" BEARING ARMS

Krause invented the "Rock-Flex" arm in 1965. This unique C-shaped arm flexes over obstacles. It helps protect disc blades and spools from breakage. "SuperSeal" bearing is completely encased in rubber to absorb shock.



3. WHEEL HUBS

Krause Made - Precision machined and regreasable. Every hub passes rigid inspection to assure proper tolerances.

7. WING HINGES
Krause uses big 1 3/4" diameter bolts on heavy duty units (1 1/2" on medium duty) with over 10" of wear surface area.



4. TIE RODS AND SPOOLS

Alloy steel tie rods are 1 3/4" in diameter on heavy duty units (1 1/2" on medium duty) - (30% to 70% stronger than many other brands.) There's a nut on both ends for easy servicing. Krause spools are ductile iron, and weigh 20-to 30-lbs. each.



8. ROCKER SHAFTS

A full 6" in diameter with big steel tube wheel arms for maximum carrying capacity. Compare ours to other makes!

USED EQUIPMENT

Used Tractors

- IH 3588, 2+2, 4-WD, 18.4x38 Tires, Dual PTO, 150 HP 3 Pt. Hitch. (W2244)
- IH F1466D, 16 Spd w/TA, Cab w/A/C, 24.5x32 Tires, Dual PTO, 150 HP. (W2326)
- IH 5088, 18 Speed Power Shift, Cab w/A/C, 20.8x38, 1000 PTO, Hitch, 140 HP. (W3247)
- IH F1066D, 16 Spd. w/TA, Cab w/A/C, 18.4x38, Dual PTO, Hitch, 140 HP. (W3500)
- IH F1066D, 16 Spd w/TA, (New) 20.8x38, Dual PTO, Hitch, 135 HP. (W1715)
- IH F986D, 16 Spd. w/TA, 18.4x38, Cab w/A/C, Dual PTO, 3 Hyd. Valves, 120 HP. (W3319)
- IH F706D, 16 Spd. w/TA, 18.4x34, Dual PTO, 75 HP. (W2925)
- IH F706D, 16 Spd. w/TA, 16.9x38, Dual PTO, Fast Hitch. (W3331)
- IH F656D Hydro, 16.9x38, Wide Front, 540 PTO, 65 HP. (W3369)
- IH F300 Gas, TA, 13.6x38, 540 PTO, 42 HP. (W3332)
- IH Farmall H, Gas, 13.6x38, 540 PTO, 32 HP. (W3421)
- Case 1370 Diesel, 20.8x38, 1000 PTO, Cab w/Air, 155 HP. (W3429)
- Ford 5000, Gas, 18.4x30, 540 PTO. (W3562)
- Minneapolis-Moline 1600, 4-WD, 18.4x34, 1000 PTO, Hitch, Needs Engine Work. (W3389)
- Steiger PTA 297, 903 V-8 Cummins, Automatic Trans., Dual Tires, Cab Burned, 300 HP. (W3580)
- White 4-150, 4-WD, 195 HP, 18.4x38, 1000 PTO, Hitch, Cab. (W3295)
- Case 1845 Uni-Loader, Diesel, 63" Dirt Bucket, Reconditioned. (W2572)
- AC, B, Gas, 11.2x24, 540 PTO. (W3275)

Used Planting & Seeding

- Deere 7000 Planter, 6 Row Conservation, Liquid Fert. (V3394)
- AC 4 Row Planter, Dry Fertilizer, No-Til. (V2561)
- AC 600 6 Row Planter, Dry Fertilizer, No-Til. (V9376)
- Lilliston 9680 No-Til Drill, 10" Grass Seeder, 18 Opener, 7" Spacing. (V3508)
- Deere 12' Fertilizer Spreader. (V3351)
- Deere 8350 Drill, 18x7, Single Disc, Fertilizer. (V3395)
- IH 510 Drill, 21x7, Double Disc. (V3491)
- IH 510 Drill, 21x7, Single Disc, Fertilizer. (V8881)

Used Combines (Most available with choice of heads)

- IH 1460 Axial Flow, Hydro, Cab w/Air, 28Lx26 & 11.00x16, (Reconditioned). (U3539)
- IH 1460 Axial Flow, Hydro, Cab w/Air, 30.5x32 & 18.4x16.1, Monitor, Auto Head Ctrl. (U3238) (Reconditioned)
- IH 1460 Axial Flow, Hydro, Cab w/Air, 30.5x32 & 18.4x16.1, Monitor, Auto Head Ctrl (Reconditioned) (U3076)

- IH 1460 Axial Flow, Hydro, Cab w/Air, 28Lx26 & 11.00x16.1, Monitor, Auto Head Ctrl. (Reconditioned) (U2060)
- IH 1440 Axial Flow, Hydro, Cab w/Air, 28Lx26 & 18.4x16.1, 1983, Monitor, Auto Head Ctrl. (Reconditioned) (U3092)
- AC L Gleaner, Gear, Cab, 1976, 4 Row Cornhead, 15' Platform (U3595)
- IH 715 Diesel Gear, Cab, 23.1x26, 1547 Hrs. (U2798)
- IH 715 Diesel Hydro, Cab w/Air, 18.4x26, 1977. (U2113)
- MF 510 Diesel, Gear, 18.4x36, Cab w/Air. (U1992)
- NH TR85, Cab w/Air, 28Lx26 Tires, 1984 Model w/Heads (U3664)

Used Tillage

- Krause 2410 Rockflex Disc, 19'10" Heavy Duty Flex-Wing, New 24" Blades & Bearings. (T2520)
- Krause 2416 Rockflex Disc, 25' Heavy Duty Flex-Wing. (T3380)
- Krause 4133 Field Cultivator, 33' Flex-Wing (T3330)
- Miller 19' Single-Wing Offset Disc, New 5/16"x24" Blades, Heavy Duty Primary Tillage Disc. (T2044)
- Deere 220 Single-Way Disc, 18' 9" Spacing, Blades, 20" Front & 21" Rear. (T3290)
- Deere 10' Transport Disc. (T3243)
- Deere 1630 Heavy Duty Disc, 12' Cut, 11" Disc Spacing, Blades- 23" Front & 22" Rear. (T3419)
- IH 501 Heavy Duty Tandem Disc, 13' Cut, 10 1/4" Spacing, Blades, 21" Front & 21" Rear. (T3283)
- IH 45 Vibra Shank Field Cultivator, 12' Trailing. (T3255)
- Hutchmaster 10' Heavy-Duty Offset Disc, 10 1/4" Disc Spacing, Blades- 22" Front & 26" Rear (T3502)
- Amco Heavy Duty Tandem Disc, Model F17-3022, 14' Cut, 9" Spacing, Blades- 21" Front, 23" Rear, C-Arm Bearing Hangers. (T3396)
- White 18' Tandem Disc, Manual Fold, 7 1/4" Disc Spacing, Blades, 18" Front, 17" Rear (T3321)
- AC 1200 Field Cultivator, 22' Hyd. Fold, Buster Bar, Rear Hitch. (T3391)
- Glencoe Soil-Saver Slicer Chisel, 11 Shank. (T3139)
- IH 710, 6F, 16" Auto Reset Plow, Semi-Mount. (T3244)
- Landoll 7 Shank Slicer Chisel. (T3504)
- Landoll 15 Shank Slicer, Hyd.-Fold, Buster Bar 18" Disc Blades. (T3274)
- Brillion Model FC-01 Field Cultivator, 16' Manual Fold (T3341)
- Wil-Rich- 25' Flex-Wing Field Cultivator, Walking Tandem, 3 Bar Tine Mulcher (T3453)

All New & Used Products
Backed By Hooper
Parts & Service

(717) 768-8231

HOOBER

C.B. HOOBER & SON INC.
INTERCOURSE, PA

case

case