

**LOOK AT THIS! BRAND NEW
18 FOOT MYERS 520 FORAGE BOX**

18 Foot 3 Beater
Mounted On 12 Ton
Tandem Gear
12.5Lx15 8 Ply Tires



Tow-Away For Only **\$6,500**



**We Are Your
Dealer For
ZIMMERMAN
BALE
ELEVATORS**

36' Bale
Elevator
Like
New **\$1,835**

Call For Reduced Price
And Save \$

**USED GEHL 960 FORAGE BOX,
6x18 Steel Sides, 3 Beater & Roof,
Mounted On Gehl 12 Ton Tandem
Axle Gear, 11Lx15 Tires.
Tag #UM1340 **\$5,395****



**(2) USED JOHN DEERE MODEL 216
FORAGE BOXES on 1065 A Gears,
Tag #NO1313 & NO1315.
Better Hurry For First Choice!**



**NEW GEHL 970
Also In Stock - New Meyers Boxes
Come And Compare!**




**Consider This One!
New Holland TR85
Combine
w/15 Ft. Grain Table &
Grow Cornhead And Get
5% Financing For 48 Mo.
We Are Ready
To Deal On This
Clean Machine!**

HEAVY DUTY PTO DRIVEN

- 8"x46'
- 8"x53'
- 8"x60'
- 8"x65'
- 10"x61'

PTO Drive
With Downspouts
And Hoppers

**They Are
Here!
Place
Your
Order
NOW!**



The Quality
Is Good

TRUCK LOAD SUMMER SALE!

Why Not Consider A Lease Through Our Economical
Lease Plan And Lock In Our Summer-Sale Special **NOW!**

RICHARDTON

A GREAT CONCEPT JUST GOT BETTER!

Richardton Mfg Company Introduces The
MODEL 700 MULTI-PURPOSE DUMP WAGON

Many area farmers are quickly realizing the potential danger and liability
of transporting forage with conventional tractor drawn wagons. Consider
the RICHARDTON Dump Wagon/farm truck approach

- * Increased speed from field to barn
- * Brakes, turning signals, lights provide increased traffic safety
- * Equipment cost/amt of forage handled is less than conventional systems

Replace three or more forage boxes with one RICHARDTON Dump
MULTI-PURPOSE DUMP WAGON
BIG, STRONG, ECONOMICAL

• Works For You • All Year Long • Wet Field Conditions • Variety of Crops



SPECIFICATIONS & FEATURES	
Capacity with roof	750 cu ft
Capacity less roof	550 cu ft
Lift cylinder payload capacity	20,000 lbs @ 2,000 PSI
Running gear payload capacity	24,000 lbs
Tires	11 (10x20)
Wheels drop center	8 x 20
Wheel tread and	120 (109 Ope)
Dumping clearance	10.9
Auger clearance height	9.10
Lift clearance (18" using hole offset 5" in trailer)	13"
Length of box	12
Ground clearance	15
Dump angle	45°
lift cylinders (2/4 shafts)	4
un-assembled height	8.6
Shipping weight (approx)	6,200 lbs
Length overall less hitch	13.2
Warranty	1 year
Left hand dump standard (converts to right hand dump)	

IN STOCK

Model 124R 12' 550 Cu Ft **\$6,850**
Model 700 12' 750 Cu Ft **\$8,350**

Extendable Tongue \$250 Extra



**New GEHL Blowers
New CASE IH 600
Blowers
Used NEW IDEA
Blower**

In Stock!

HELP WANTED!

We Are Now Taking Applications For The
Right Person Who Is Mechanically
Inclined And Wants A Career In
Farm And Industrial Equipment Shop
Repair.


See Our Service Manager Now And Fill
Out An Application.

**UNVERFERTH
GRAIN CART**

475 Bu. Cap

In Stock

**SPECIAL
\$6,150**



Compare these features:

• All Unverferth grain carts feature the following:

- Low-profile design
- Slip Plate hopper coating
- Hydraulic auger lock
- Side-mounted, forward folding auger
- Axle torque bars
- Movable, 2 1/2" drop-leg jack with 7,000 lb capacity
- Complete coat of primer, inside and out
- Shear-pin equipped oscillating hitch
- Non-skid safety steps
- Heavy tube frame construction
- Continuous, 1/2" auger flighting
- Interchangeable, bolt-on axles
- High speed unloading
- Continuously welded auger tube
- Weep hole in box members
- Twelve-inch auger with adjustable damper
- Center dump gate
- Spring-loaded bearing in auger to assure precise inside alignment
- Cast iron gearbox with precision-ground gears
- Drive line slip clutch
- Rigid 1/2" steel mating plates at auger hinge point
- Hopper sight glass
- Inside steps
- Safety screen over auger pit
- Durable 3/8", high-pressure hydraulic tubing and hose to tractor

Every Unverferth grain cart is fully tested before it leaves the factory to ensure top-flight performance every time out.

**RICHARDTON STATIONARY
CONVEYOR BOX & RAMP**




KEEP YOUR TRUCKS ON THE MOVE

The model 1014 ramp, when added to the 1016 stationary conveyor, increases the efficiency of your harvesting operation. The 1014 hydraulic ramp keeps your trucks on the move — just back onto the ramp, dump and go. The ramp feeds the conveyor while your truck returns to the field. The ramp is easy to move and uses the same power source as the 1016 conveyor.

RAMP SPECIFICATIONS

- Full length skids
- 14' long
- 32" sides
- Two hydraulic cylinders with hoses and directional valve

**IF YOU WANT A HEAVY DUTY TOUGH BLADE,
TRY A RHINO TOUGH BLADE**



In Stock - New RHINO Model 950 Blade With 9 Ft.
Hydraulic Angle And Swing Moldboard, Weight 975 Lbs.
Designed For Up To 100 H.P. Tractors
Special Offer (One Only) \$1,590

Also - RHINO Model LR Blade, 8 Foot - Designed For
Up To 55 H.P. Tractors **\$525**

Many Other Brands & Sizes Also In Stock -
Come And Make Your Pick - Economy Models Also In Stock!

SUMMER TIRE CLEARANCE SPECIAL!

Get Yours While They Last

Rear Tractor	Used Tractor
2 - 10 8x38 8 Ply Firestone Radial \$650	2 - 20 8x38 8% On Wheels \$390
2 - 18 4x34 6 Ply Armstrong \$275	2 - 18 4x38 10% \$25
1 - 16 9x30 6 Ply GY \$225	2 - 18 4x30 6 Ply 60% On Power Shift Wheels \$175
1100x16 - 8 Ply \$98	2 - 20 8x38 Firestone 15% Tread \$40
9.5x15 - 8 Ply \$65	2 - 18 4x38 Coop 20% Tread On Rims \$60
1000x16 - 6 Ply \$79	2 - 20.8x38 GY 15% Tread \$40
600x16 - 6 Ply \$35	
7.50x16 - 6 Ply... \$49	

**3 Year Old New Idea
Hydro Swing 14 Foot**



UM 1292 **\$7,650**
Why Not Lease And
Let Your Taxes Pay
For This Machine!

**Hesston 500 Self-
Propelled
Mower Conditioner**



12' Cut, Wisconsin Gas
Engine. Tag UM 1341
\$1,200 Or Make Offer!

**IH MODEL 720
CHOPPER**



w/1000 PTO Elect. Spout
And Flap, Flotation
Tires, 2 Row 36" Corn-
er - 1 Can Change To 30"
\$3,000

**New GEHL 170
MIX ALL w/Hyd.
Swinging Auger
Feeder, 540 PTO w/2
Screens & Scales**

Used NEW IDEA
Forage Blower
Model 620, Tag #UM1330
Make Offer!

Used - But Like New
McCurdy 12 Ton
Tandem Axle Running
Gear, Extendable Tongue,
12.5Lx15 Tires, 10 Ply,
Long Pole. Tag UM1325
\$1,595



133 Rothsville Station Rd., Lititz, PA 17543

Located 1/2 Mile North of Rothsville

(717) 626-4705

Mon.-Fri. 7 AM - 5 PM; Sat. 7 AM - 11:30 AM
Sun. Closed - Lord's Day

PARTS DEPT: MON., TUES., THURS., FRIDAY 11L 8 PM

EMERGENCY PARTS (After Closing): (717) 626-0885 (717) 933-4753, (717) 273-5673