

Martin Tractor

RD 2, Box 247 Newville, PA 17241

Used Tractors

MM G900; JD 2010 gas; Ford 6700 excel., ~~MSOLD~~, ~~OLDSOLD~~ P50; M&W Turbo Charger Kit for IH 756.

Currently Dismantling Tractors For Parts

AC, D19, WD, XT190, 200; CASE VC, VAC, SC, 870; FORD 851, 971, 4000, 6000, 9600; IH M, Super C, UD9 power unit, B275, 300, 350, 460, 504, 584, 656, 666, 706, 806, 1026, 1206, 1256, 1586; JD A, 50, 60, 520, 720, 2010, 2510, 3010, 4010, 3020, 4020, 4430, 2040; MF 65, 85, 165, 175, 178, 180, 1080; MH 44; MM 4 Star, 5 Star, Jetstar 3, 445, 602, 670, G1000; Oliver 60, 66, 70, 77, 88, 770, 1450, 1600, 1650, 1750, 1800, 1850, 1855, 1950, 1955.

717-776-7542
 No Sunday Calls Will Ship UPS
 No Out Of State Personal Checks

Nothing runs like a Deere

Tractors (Used 50 Series)

JD 4450 MFWD, Cab, Heat, Air, P. Shift, 1900 hrs. Coming In
 JD 2550 2WD, Excellent, 300 hrs., New Warantee \$15,900
 JD 2350 2WD, High-Low, 96 hrs., New Warantee \$15,900

Other Used Tractors

JD 2940 2WD, Excellent \$15,000
 Long 560 MFWD, 1900 hrs., SPECIAL \$5,600
 IH 4166 4WD \$12,500
 Farmall 300 w/Fast Hitch & Hydro \$1,950
 AC D-14 W/WF, PS, 3 Pt. Hitch \$3,850
 JD 750 MFWD w/Turf Tires, 67 Loader, No. 7 Backhoe, PS, 48 Hrs. \$13,300
 JD 650 MFWD w/Turf Tires, 67 Loader, No. 7 Backhoe, 114 Hrs. \$9,500
 Ford 1500 w/MFWD, 267 hrs. \$4,850

Late Model JD Combines

JD 6600 Level Land 1978 Model Coming In
 1979 6620 Side Hill w/2300 Hrs., Nice
 JD 6620 Side Hill w/2400 hrs., 1981 Model, Loaded \$32,900
 JD 6620 Level land w/2000 hrs., 1979 Model \$24,900
 JD 6600 Diesel w/2000 hrs., Hydro, 1976 Model \$16,900
 JD 55 w/Grain Head, Excellent \$1,100
 Gleaner K Combine w/3RN & 13 ft. Grain Platform \$7,900
 IHC 93 w/10 ft. Head \$1,900
 NI Uni-System 729A Sheller \$1,500

Combine Heads

(1) JD 215 Flex Heads
 (1) JD 643 Corn Heads, Low Profile, Your Choice \$6,900
 (3) JD 443 Corn Head, (1) Low Profile, Excellent Starting \$4,500 Up
 JD 653 Beam Head \$4,985
 JD 244 Corn Head \$ 600

Implements

JD 450 Hydro Push Manure Spreader & Hydraulic End Gate \$3,900
 JD 7000 4 Row Planter w/Dry Fertilizer, No-Till, Excellent \$6,250
 JD 7000 4 Row Conservation w/ No-Till, Markers, Dry Fertilizer \$6,650
 JD 7000 6R Liquid Planter w/ No-Till, Excellent \$7,500
 NI 325 Picker Sheller, 2RN \$3,450
 NH 320 Baler w/ Thrower, Loaded ... \$8,450
 JD 950 Roller Harrow 15 Ft., Like New \$4,985
 JD No 100 Stack Mover \$1,000
 Hesston No. 30 Stacker, Excellent ... \$2,485
 JD 51 Post Pounder, Like New \$850
 Brillion 18 Ft. Folding Harrow, Like New \$2,250
 Leyland Rotary Hoe \$ 500
 JD 1550 Power Till Seeder, As Is \$3,000
 JD 24T Baler w/30 Ejector \$2,250

JD 15 Mini-Excavator
 260 Hours
SPECIAL
 \$12,900

WINELAND EQUIP. INC.

RD2 Rte 164 East Martinsburg, PA 16662
 Phone 814-793-2109

Ag-Industrial Equip. Co.

DEUTZ-ALLIS **JCB** **KUBOTA** *Brillion* **NEW HOLLAND**

TRACTORS

David Brown 885
 Low Profile
 IH 184 Loboy
 Cat D6 Dozer w/Pan
 Kubota L225
 AC 7580
 AC 7010
 AC 7000
 AC 7020
 AC 7060
 AC 190
 AC 8030
 Ford 8N
 MF 2745
 AC 200 w/Cab

FORAGE EQUIPMENT

NH 495
 NH 890, N3 w/890A Head
 NH 1495 SP w/IHead
 NH 892 w/2 Heads
 NH 770 w/WPU
 NH 890 w/880W & 822
 Hesston 3RW & WPU
 (2) NH 30 Blowers
 Field Queen Side Dump w/4RN & WPU
 NH 900, 2R 30" Snapper Head only
 NI 703 Gas Uni System

MOWERS

Dixie
 Toro Commercial
 Deutz-Fahr Drum
 Toro Mower
 NH 1000 w/919A4 - ~~SOLD~~
 Rhin ~~SOLD~~ Batwing
 Kuhn 7'10" Disk
 Triumph Sickle Bar
 NH 463 Disk
 NH 451
 Woods 121
 Boom Axe Side Mount

BALERS

IH 47 w/10 Thrower
 Hesston B450
 (2) IH 435
 IH 440
 NH 278 w/Thrower
 NH 2000 Large Baler
 (2) NH 269
 (2) NH 273
 NH 276
 NH 275 w/54A Thrower
 NH 275 w/Thrower
 NH 851
 JD
 NH 846 Round

MISCELLANEOUS

Rokor Tree Spade
 Rockhound Rock Picker
 JD 200 Stack Carrier
 Yanmar Compact Loader
 3 PTH Scoop
 NH 455
 8' Disk
 NH 27 Blower
 IH 1250 Grinder Mixer
 NH 358 Grinder Mixer
 NH 357 Grinder Mixer
 NH 445 Skid Loader w/Bucket
 Seed Easy Seeder
 AC Disk 2500
 Case Hammer Mill
 Owatonna Skid Loader 1700
 IH 1050 Grinder Mixer
 2 NH #8 Boxes
 Kory Running Gear
 Century Sprayer
 Haybuster Drill
 NH 1010 Bale Wagon
 Melroe Skid Loader

LAWN & GARDEN

Toro 8HP
 Sears 10HP
 White 1600
 Beaver w/Mower
 JD 108 w/Mower
 Kubota B5100 E
 AC 917 H w/Mower
 JD 111
 Yazoo
 Case 446 w/Mower
 AC 410 Tractor w/Plow
 Homesteader 208
 AC B112
 IH F Cub
 Kubota B6000
 DT w/Ldr. & Tiller
 Wheel Horse
 IH 482 Cadet

RAKES

NH 256
 IH
 Hay Fluffer
 IH 35
 (3) NH 258
 Deutz Fahr KH40 Tedder
 Vicon V Wheel
 Yanmar Landsape Rock

SPREADERS

Farm Hand
 NI

COMBINES

AC M2, 6RN 15' Grain Head
 AC C II w/2 Heads
 AC G440 Corn Head
 AC 430 Head

PLANTERS

AC 600, 4R, Air
 AC 600 4R no-till
 AC 600 6R no-till
 AC 333

CONDITIONERS

Gehl MC1090 NH 269
 IH 1190 (3) NH 489
 NH 488
 NH 469

Call Ed Greenleaf, Sam Siple, Al Miller
 Service: Call Terry Greenleaf
 1207 Telegraph Road, Rt. 273 Rising Sun, Md.
 301-658-5568 301-398-6132
 215-869-3542
 Immediate Financing
 Hours Mon thru Fri 8 to 5:30, Sat. 8 to 3
CLOSED SUNDAY

COMBINES

1987 JD 7720 Titan II combine w/88 hrs. w/JD 220 flex cutter bar w/JD 643 corn head, **SUPER SHARP!**

1983 JD 8820 Titan combine w/2,642 hrs., power rear, duals w/JD 224 flex cutter bar

1980 JD 8820 combine, 2000 hrs., power rear, duals, JD, 220 flex cutter bar JD 7720 4WD, 2400 hrs. 218 flex cutter bar, 643 C.H.

JD 653 row crop bean head
 1987 JD 220 flex cutter bar
 1987 JD 643 corn head

1986 JD 6620 Titan II Combine, 203 Hrs., 216 Flex Cutter Bar

TRACTORS


1977 JD 8430
 JD 4430, 1974, cab, air, quad range
 1976 JD 2640
 Ford 4000

MISCELLANEOUS

JD 215 disc harrow, 12'
 IH 990 haybine
 NI 299 mower conditioner
 IH #60 flail mower, 14'
 MC 12' flail mower
 JD 35 harvester w/2 RW head
 JD F145 4-16 semi plow w/harrow attachment
 JD F145 5-16 semi plow
 JD RG 4 row cultivator, (4 row wide)
 JD 7000 4 row wide, notill, dry fert., insecticide, monitor
 JD 7000 6-30 dry fert., insecticide, monitor
 JD 7000 8-30 dry fert., insecticide, monitor


W.N. COOPER & SON, INC.
 Morgnec Rd. Rt. 291
 Chestertown, MD
 301-778-3464

INTERNATIONAL TRAILER CORPORATION

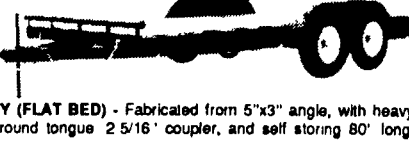


UTILITY (TILT MODEL) - Fabricated from the highest quality steel and component parts. These trailers standard features include, 15' White Spoked Wheels, New tires, 2" coupler, and safety chains
 AVAILABLE SIZES LENGTH 8 to 12 feet WIDTH 60 to 76 inches
 GVW. 3,500 lbs

Largest manufacturer of a complete line of trailers, utility, construction, and goosenecks. **QUALITY, WORKMANSHIP and DESIGN** are the three most obvious components in these trailers



UTILITY - Fabricated with rectangular tubing and angle, these trailers are available in most sizes to meet all your hauling requirements
 AVAILABLE SIZES LENGTH 12 to 20 feet WIDTH 76 to 81 inches
 GVW 7000-12,000 lbs TIRES 700-15 LT



UTILITY (FLAT BED) - Fabricated from 5"x3" angle, with heavy duty wrap-around tongue 2 5/16" coupler, and self storing 80" long ramps
 AVAILABLE SIZES LENGTH 14 to 13 feet WIDTH 76 to 81 inches
 GVW 8000 lbs TIRES 700-15 LT

NEW 3 PT. FARM EQUIP.

- 1 & 2 Bottom Plows
- Discs 4' - 8'
- Blades 5'-8'
- Box Blades 4'-8'
- Stone Rakes 6'-8'
- Post Hole Diggers
- 1 Row Cultivators
- Dirt Scoops
- Boom Poles
- Rear Carriers
- Wood Saws
- Fertilizer Spreaders
- Concrete Mixers
- Field Cultivators
- Potato Plows
- Hay Rakes & Tedders
- Rotary Mowers 4'-7'
- 4'-6" Finish Mowers
- Bale Carriers
- Sickle Mowers
- Rototillers
- Log Splitters
- PTO Winch
- Truck Beds - 7' to 12'

Over 150 Trailers In Stock Starting At \$495.00
 50 Different Models Available
DEALERS WANTED

CONSTRUCTION (LOW DECK) - Fabricated from 6"x3 1/2" angle, 3" channel crossmembers, 5" channel heavy duty wrap-around tongue with four position adjustable hitch, diamond plate fenders, and 56" long attached ramps
 AVAILABLE IN DROP-AXLE
 AVAILABLE SIZES: 64" WIDE x 16' LONG & 81" WIDE x 18' LONG
 GVW 8000-12,000 lbs TIRES: 750-16

GOOSENECK TRAILERS - Gooseneck feature is available on Flat Bed Deck-Over Models and on Utility Models with tubular side rails. All models have adjustable top crank couplers welded to heavy duty 8" channel frames. Top decks are standard on Deck-Over Models.
 AVAILABLE SIZES: LENGTH 18 to 28 feet
 WIDTH: 76 to 96 inches
 GVW: 12,000-18,000 lbs TIRES 750-16 LT

CONSTRUCTION (DECK-OVER) - Fabricated with 8" channel main frame, with 4 and 5" channel crossmembers All sizes have 4-foot dovetail and heavy duty 56" long attached ramps, four position pintle hook, stake pockets rubrail and drop-leg jack
 AVAILABLE SIZES LENGTH 18 to 24 feet WIDTH 8' feet
 GVW 12,000-20,000 lbs
 Eight (8) lug brake axles with 750 16 tires

Gettysburg, PA: Stevens Equip. Co. 717-677-9486
 Harrisburg, PA: Henry Knackstedt 717-652-5412
 Mifflintown, PA: Mifflintown Auto Parts 717-436-2457

KUTZ FARM EQUIPMENT
 Distributor For International Machinery Corp.
 Pine Grove, PA
 (717) 345-4882
 Financing Available

Reading, PA: Hampton Trailer Sales 215-582-4434
 Eastern NY: Albrechts Trailer Sales 914-635-3370
 South NJ: Al-Rons Trailers Sales 609-965-4527