

1 FARM EQUIPMENT

Engine Parts **Gaskets**

Cylinder Heads Rebuilt or Exchange Engine Rebuilding

Spring Garden Repair


RD 1, Box 204
Kinzer, PA 17535



Ford 3400 Industrial
3 Pt. PTO
\$5,800
301-833-9091

MANURE ROUND-UP
RUBBER SCRAPER

- * TIME AND ENERGY SAVINGS UP TO 60% TIME SAVING
- * SAVES ON CONCRETE WEAR
- * OUTLASTS BUCKET WEAR
- * MADE FROM HEAVY INDUSTRIAL EARTH MOVER TIRES
- * ACID RESISTING PAINT
- * WIDTHS FROM 6 TO 8 1/2 FEET Larger Widths Special Order
- * THREE DIFFERENT HOOK UPS BUCKET THREE POINT BOBCAT



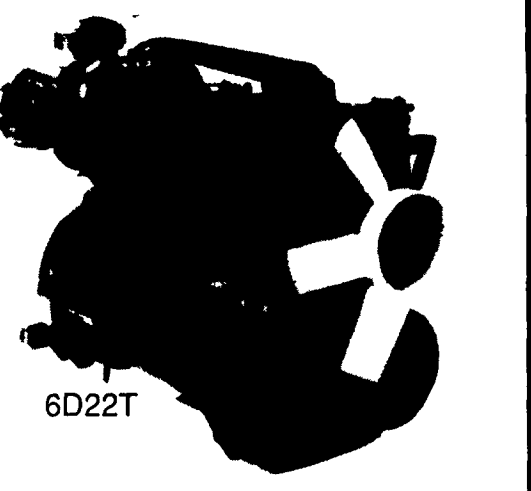
SALES INQUIRIES:
ROBERT H. ROHRER & SONS
123 Charlestown Rd.
Washington Boro, PA 17582
717-684-6500

MITSUBISHI ENGINES.
There's more than just power in the name.

...there's leadership, worldwide.

Bred with durability and driven by reliability, Mitsubishi Engine is a division of one of the largest producers of heavy industrial products in the world with over 75,000 employees and net sales approximating \$20 billion

A leader since 1917, Mitsubishi engines cover a wide selection of models from 5 to 5,000 hp—with concentration from 10 to 150 hp in diesel or gasoline. But, if you don't find the model that fits your specifications, talk to us



MITSUBISHI INDUSTRIAL DIESEL 3-1800 H.P.

Container Load Of Mitsubishi Diesel Engines - Factory Direct To Us - Arriving April, 1988.
Order Yours NOW For Spring!

- Check These Mitsubishi Diesel Engine Features And Prices
- We Believe These Are The Best Diesel Prime Mover Values Available To The Public! Some Of These Features Are Not Even Available On Other Competitive Diesels!

Model	Hp/RPM	Cyls.	C.I.D.	Dry Wgt.	Legend	Price
S2E2	27/2900	2	90	419 lbs.	LMF	\$2,437
S3F	48/2500	3	135	507	LMF, MUF, DI	\$2,903
S3F	54/3000	3	135	520	LMF, MUF, DI, FIT	\$3,139
S4F	65/2500	4	180	595	LMF, MUF, DI	\$3,397
S4FT	87/3000	4	180	606	LMF, MUF, DI, T, FIT	\$3,688
4D31T	96/2500	4	201	771	DI, T, FIT	\$3,674
6D31	108/2500	6	302	926	DI, FIT	\$4,251
6D14	121/2500	6	400	1224	DI, FIT	\$4,913
6D14TH	167/2800	6	400	1279	DI, T, FIT	\$5,787
6D16	165/2800	6	460	1245	DI, FIT	\$5,512

These are power unit version engines; generally equipped with 12V starting systems, radiator loose, radiator hose kit, fan, short mounting feet, dry air cleaner mounted, lube oil cooler on most models, Bosch type injection system with variable speed governor, fuel feed pump, cold starting system, std SAE flywheels and flywheel housings, some with 12V

switchgear, and operators manuals. Legend for additional equipment: T = turbocharged, LMF = long mounting feet, FIT = fuel injection timer, MUF = muffler mounted, DI = direct fuel injection system for best fuel economy. Terms: Prices FOB Ephrata, PA. Subject to change without notice.

More Mitsubishis In Stock
CALL FOR DETAILS

Backed By Repair/Overhaul Parts From Our Own Stock.
If We Can't Fix You Up Pronto - We'll Give You A Loaner - FREE.
Service Available Nationwide from Mits. distributor network.




Call Harold Stauffer At:

Stauffer Diesel Inc. Ephrata, PA (717) 738-2500

Or Call Nearest Outlet:

STAUFFER DIESEL Irwin, PA (412) 864-6969
COLD WATER DIESEL Belleville, PA (717) 935-2223
INDUSTRIAL ENGINE SALES Gordonville, PA (717) 768-3378



WISCONSIN HEAVY DUTY ENGINES

Skid Loader Replacement Engines

- V465D-LB, 65.9 HP as low as **\$2,495**
- VG4D-SB, 37 HP..... as low as **\$1,595**
- VH4D-LB, 30 HP..... as low as **\$1,495**
- VH4D, 30 HP, LB Bobcat Repl..... as low as **\$1,395**
- TJD, 18.2 HP, Baler Repl..... as low as **\$1,025**

Also In Stock

- VH4D Crankstart With 4-1 Clutch Reduction **\$1,995**
- WI 588, 16 HP Elect. **\$645**

- Wisconsin Robin • Honda • Kawasaki
- Kohler • Tecumseh • Briggs & Stratton
- Honda Industrial Generators
- Kubota Generators & Water Pumps

Authorized Service Center

- Complete Rebuilding • Large Parts Inventory

FISHER ENGINE SERVICE

3141 Old Phila. Pike, Bird-In-Hand, PA 17505 (717) 768-3729
HOURS: Mon-Fri. 7 AM - 5 PM; Sat. 8 AM - 11 AM

NEW EQUIPMENT IN STOCK



- Case IH 8830 Mower Cond., with 12 Ft. Head, 110" Cond. Rolls, And Case IH Engine
- Case IH 8540 Square Baler w/Thrower
- Case IH 1190 Mower Conditioner, 9 Ft.
- Case IH 8520 Square Baler w/Thrower
- Case IH 8420 Round Baler

MAGNUM IS HERE!
• CASE IH 7130, 4WD,
20.8x42 Rear Tires
In Stock
— — —
Also
7110 4 Wheel Drive

- Case IH 2096, 2WD, Cab
- Case IH 2096, 4WD, Cab — Demo, Rental
- Case IH 1896, 2WD, Cab
- Case IH 485, 2WD, Heavy Duty Axle, Shuttle Shift
- Case IH 485 2WD, Turf Tires — ROPS
- Case IH 485, 4WD
- Case IH 585, 4WD
- Case IH 585 Low Profile Orchard Tractor
- Case IH 485 Low Profile Orchard Tractor
- Case IH 685 In Stock, Low Profile Orchard Tractor
- Case IH 1394, 2WD, 2 Post ROPS, Power Shift, Turf Tires
- Case IH 1825 Gas Uni-Loader
- Case IH 1835 C Gas & Diesel Uni-Loaders — New Units In Stock
- Case 1835B Uni-Loader — Rental Unit
- Case IH 720 5-Bot, In Furrow Plow
- Case IH 4500 Vibra Shank Field Cultivator
- Case IH 496 Disk Harrow, 19 Ft. 1, 9" Spacing
- Case IH 496 Disk Harrow, 18 Ft. 7, 7 1/2" Spacing
- Case IH 475, 11 Ft 6

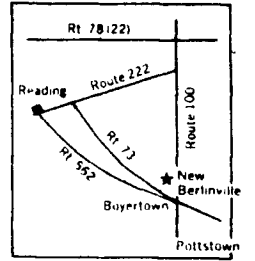
- Case IH 6500 11' Consertill
- Case IH 415 Packer Mulcher 10'1"
- Case IH 415 Packer Mulcher, 13'2"
- Case IH 5611 2 Rank 11' Chisel Plow
- Case IH 5513 3 Rank Chisel Plow
- Case IH 5607 2 Rank 7 Ft Chisel
- Case IH 5700 3 Rank 11 Ft. Chisel
- Case IH 595 Spreader
- Case IH 1620 Combine
- Case IH 1660 Combine
- Case IH 50 Shredder
- Case IH 900 Planters - 4 & 6 Rows
- Case IH 2200 Loader
- Case IH 2250 Loader
- Case IH 2255 Loaders
- Case IH 74L Loader For 1394, 1494 & 1594
- Case Tractors
- Case IH 835 Loader

Over 20 "200" Series Compact Tractors In Stock — 18 to 30 HP



We Ship UPS Daily!

Hours: Daily 7 to 5:30; Sat. 7 to 3



ERB & HENRY EQUIP., INC.

New Berlinville, PA
One Mile North of Boyertown
215-367-2169

